

12TH EDITION

Doing Business 2015

Going Beyond Efficiency

Economy Profile 2015

Japan



COMPARING BUSINESS REGULATIONS FOR DOMESTIC FIRMS IN 189 ECONOMIES

A World Bank Group Flagship Report

© 2014 The International Bank for Reconstruction and Development /
The World Bank
1818 H Street NW, Washington, DC 20433
Telephone: 202-473-1000; Internet: www.worldbank.org

All rights reserved.
1 2 3 4 17 16 15 14

This work is a product of the staff of The World Bank with external contributions. The findings, interpretations, and conclusions expressed in this work do not necessarily reflect the views of The World Bank, its Board of Executive Directors, or the governments they represent. The World Bank does not guarantee the accuracy of the data included in this work. The boundaries, colors, denominations, and other information shown on any map in this work do not imply any judgment on the part of The World Bank concerning the legal status of any territory or the endorsement or acceptance of such boundaries.

Nothing herein shall constitute or be considered to be a limitation upon or waiver of the privileges and immunities of The World Bank, all of which are specifically reserved.



This work is available under the Creative Commons Attribution 3.0 Unported license (CC BY 3.0) <http://creativecommons.org/licenses/by/3.0/igo>. Under the Creative Commons Attribution license, you are free to copy, distribute, transmit, and adapt this work,

including for commercial purposes, under the following conditions:

Attribution—Please cite the work as follows: World Bank. 2014. *Doing Business 2015: Going Beyond Efficiency*. Washington, DC: World Bank Group. DOI: 10.1596/978-1-4648-0351-2. License: Creative Commons Attribution CC BY 3.0 IGO

Translations—If you create a translation of this work, please add the following disclaimer along with the attribution: *This translation was not created by The World Bank and should not be considered an official World Bank translation. The World Bank shall not be liable for any content or error in this translation.*

Adaptations—If you create an adaptation of this work, please add the following disclaimer along with the attribution: *This is an adaptation of an original work by The World Bank. Views and opinions expressed in the adaptation are the sole responsibility of the author or authors of the adaptation and are not endorsed by The World Bank.*

Third-party content—The World Bank does not necessarily own each component of the content contained within the work. The World Bank therefore does not warrant that the use of any third-party-owned individual component or part contained in the work will not infringe on the rights of those third parties. The risk of claims resulting from such infringement rests solely with you. If you wish to re-use a component of the work, it is your responsibility to determine whether permission is needed for that re-use and to obtain permission from the copyright owner. Examples of components can include, but are not limited to, tables, figures or images.

All queries on rights and licenses should be addressed to the Publishing and Knowledge Division, The World Bank, 1818 H Street NW, Washington, DC 20433, USA; fax: 202-522-2625; e-mail: pubrights@worldbank.org.

ISBN (paper): 978-1-4648-0351-2
ISBN (electronic): 978-1-4648-0352-9
DOI: 10.1596/978-1-4648-0351-2
ISSN: 1729-2638

Cover design: Corporate Visions, Inc.

CONTENTS

Introduction	4
The business environment	6
Starting a business	16
Dealing with construction permits	26
Getting electricity	38
Registering property	46
Getting credit	52
Protecting minority investors	58
Paying taxes	67
Trading across borders	74
Enforcing contracts	78
Resolving insolvency	84
Labor market regulation	89
Distance to frontier and ease of doing business ranking	95
Resources on the <i>Doing Business</i> website	98

INTRODUCTION

Doing Business sheds light on how easy or difficult it is for a local entrepreneur to open and run a small to medium-size business when complying with relevant regulations. It measures and tracks changes in regulations affecting 11 areas in the life cycle of a business: starting a business, dealing with construction permits, getting electricity, registering property, getting credit, protecting minority investors, paying taxes, trading across borders, enforcing contracts, resolving insolvency and labor market regulation.

In a series of annual reports *Doing Business* presents quantitative indicators on business regulations and the protection of property rights that can be compared across 189 economies, from Afghanistan to Zimbabwe, over time. The data set covers 47 economies in Sub-Saharan Africa, 32 in Latin America and the Caribbean, 25 in East Asia and the Pacific, 26 in Eastern Europe and Central Asia, 20 in the Middle East and North Africa and 8 in South Asia, as well as 31 OECD high-income economies. The indicators are used to analyze economic outcomes and identify what reforms have worked, where and why.

This economy profile presents the *Doing Business* indicators for Japan. To allow useful comparison, it also provides data for other selected economies (comparator economies) for each indicator. The data in this report are current as of June

1, 2014 (except for the paying taxes indicators, which cover the period January–December 2013).

The *Doing Business* methodology has limitations. Other areas important to business—such as an economy's proximity to large markets, the quality of its infrastructure services (other than those related to trading across borders and getting electricity), the security of property from theft and looting, the transparency of government procurement, macroeconomic conditions or the underlying strength of institutions—are not directly studied by *Doing Business*. The indicators refer to a specific type of business, generally a local limited liability company operating in the largest business city. Because standard assumptions are used in the data collection, comparisons and benchmarks are valid across economies. The data not only highlight the extent of obstacles to doing business; they also help identify the source of those obstacles, supporting policy makers in designing regulatory reform.

More information is available in the full report. *Doing Business 2015* presents the indicators, analyzes their relationship with economic outcomes and presents business regulatory reforms. The data, along with information on ordering *Doing Business 2015*, are available on the *Doing Business* website at <http://www.doingbusiness.org>.

CHANGES IN *DOING BUSINESS 2015*

As part of a 2-year update in methodology, *Doing Business 2015* incorporates 7 important changes. First, the ease of doing business ranking as well as all topic-level rankings are now computed on the basis of distance to frontier scores (see the chapter on the distance to frontier and ease of doing business ranking). Second, for the 11 economies with a population of more than 100 million, data for a second city have been added to the data set and the ranking calculation. These economies are Bangladesh, Brazil, China, India, Indonesia, Japan, Mexico, Nigeria, Pakistan, the Russian Federation and the United States. Third, for getting credit, the methodology has been revised for both the strength of legal rights index and the depth of credit information index. The number of points has been increased in both indices, from 10 to 12 for the strength of legal rights index and from 6 to 8 for the depth of credit information index. In addition, only credit bureaus and registries that cover at least 5% of the adult population can receive a score on the depth of credit information index.

Fourth, the name of the protecting investors indicator set has been changed to protecting minority investors to better reflect its scope—and the scope of the indicator set has been expanded to include shareholders' rights in corporate governance beyond related-party transactions. Fifth, the resolving insolvency indicator set has been expanded to include an index measuring the strength of the legal framework for insolvency. Sixth, the calculation of the distance to frontier score for paying taxes has been changed. The total tax rate component now enters the score in a nonlinear fashion, in an approach different from that used for all other indicators (see the chapter on the distance to frontier and ease of doing business ranking).

Finally, the name of the employing workers indicator set has been changed to labor market regulation, and the scope of this indicator set has also been changed. The indicators now focus on labor market regulation applying to the retail sector rather than the manufacturing sector, and their coverage has been expanded to include regulations on labor disputes and on benefits provided to workers. The labor market regulation indicators continue to be excluded from the aggregate distance to frontier score and ranking on the ease of doing business.

Beyond these changes there are 3 other updates in methodology. For paying taxes, the financial statement variables have been updated to be proportional to 2012 income per capita; previously they were proportional to 2005 income per capita. For enforcing contracts, the value of the claim is now set at twice the income per capita or \$5,000, whichever is greater. For dealing with construction permits, the cost of construction is now set at 50 times income per capita (before, the cost was assessed by the *Doing Business* respondents). In addition, this indicator set no longer includes the procedures for obtaining a landline telephone connection.

For more details on the changes, see the "What is changing in *Doing Business*?" chapter starting on page 24 of the *Doing Business 2015* report. For more details on the data and methodology, please see the "Data Notes" chapter starting on page 114 of the *Doing Business 2015* report. For more details on the distance to frontier metric, please see the "Distance to frontier and ease of doing business ranking" chapter in this profile.

THE BUSINESS ENVIRONMENT

For policy makers trying to improve their economy's regulatory environment for business, a good place to start is to find out how it compares with the regulatory environment in other economies. *Doing Business* provides an aggregate ranking on the ease of doing business based on indicator sets that measure and benchmark regulations applying to domestic small to medium-size businesses through their life cycle. Economies are ranked from 1 to 189 by the ease of doing business ranking. This year's report presents results for 2 aggregate measures: the distance to frontier score and the ease of doing business ranking. The ranking of economies is determined by sorting the aggregate distance to frontier (DTF) scores. The distance to frontier score benchmarks economies with respect to regulatory practice, showing the absolute distance to the best performance in each *Doing Business* indicator. An economy's distance to frontier score is indicated on a scale from 0 to 100, where 0 represents the worst performance and 100 the frontier. (See the chapter on the distance to frontier and ease of doing business). The 10 topics included in the ranking in *Doing Business 2015*: starting a business, dealing with construction permits, getting electricity, registering property, getting credit, protecting minority investors, paying taxes, trading across borders, enforcing contracts and resolving insolvency. The labor market regulation indicators (formerly employing workers) are not included in this year's aggregate ease of doing business ranking, but the data are presented in this year's economy profile.

The aggregate ranking on the ease of doing business benchmarks each economy's performance on the indicators against that of all other economies in the *Doing Business* sample (figure 1.1). While this ranking tells much about the business environment in an economy, it does not tell the whole story. The ranking on the ease of doing business, and the underlying indicators, do not measure all aspects of the business environment that matter to firms and investors or that affect the competitiveness of the economy. Still, a high ranking does mean that the government has created a regulatory environment conducive to operating a business.

ECONOMY OVERVIEW

Region: OECD high income

Income category: High income

Population: 127,338,621

GNI per capita (US\$): 46,140

DB2015 rank: 29

DB2014 rank: 27*

Change in rank: -2

DB 2015 DTF: 74.8

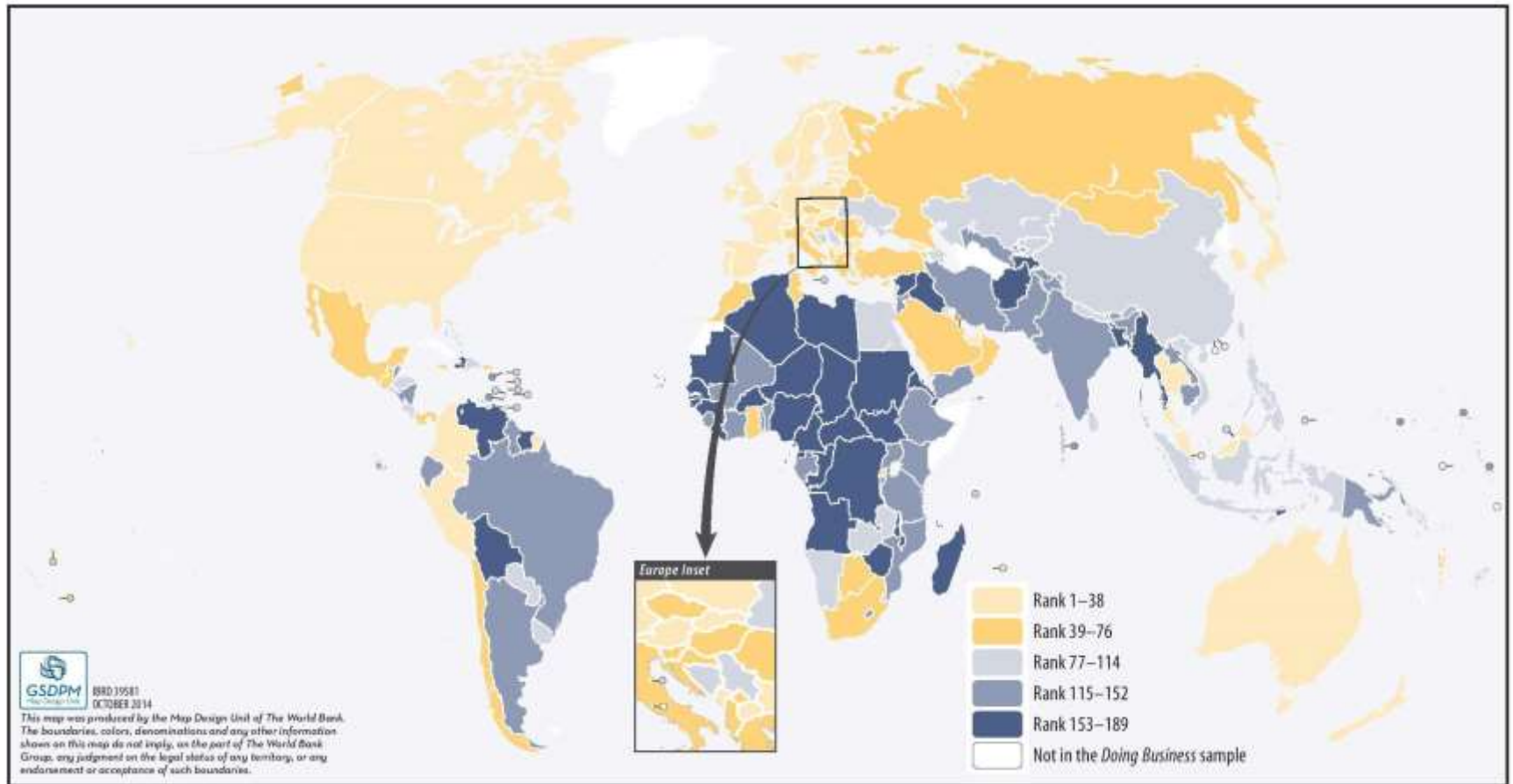
DB 2014 DTF: 74.9

Change in DTF: -0.1

* DB2014 ranking shown is not last year's published ranking but a comparable ranking for DB2014 that captures the effects of such factors as data corrections and the changes in methodology. See the data notes starting on page 114 of the *Doing Business 2015* report for sources and definitions.

THE BUSINESS ENVIRONMENT

Figure 1.1 Where economies stand in the global ranking on the ease of doing business



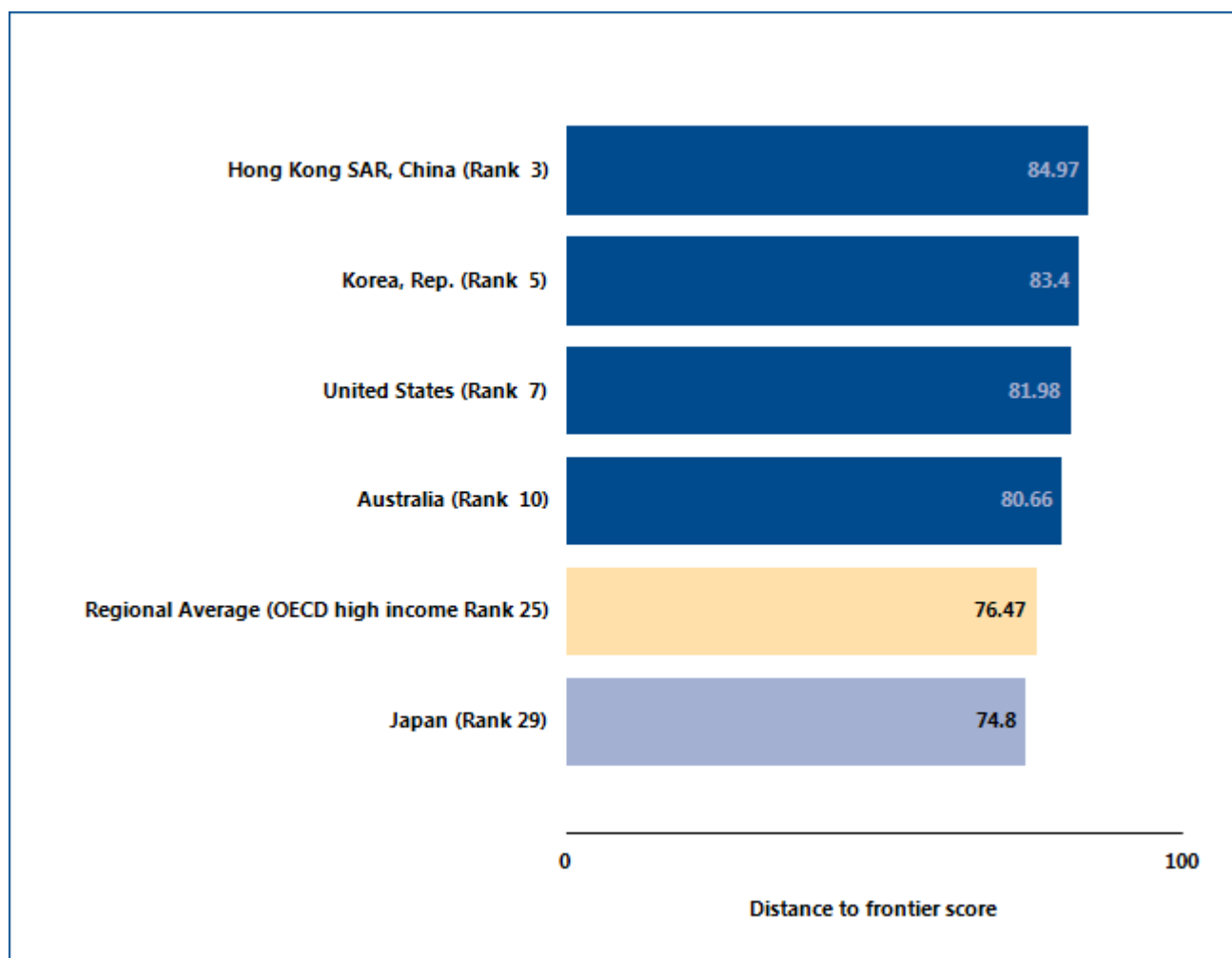
Source: *Doing Business* database.

THE BUSINESS ENVIRONMENT

For policy makers, knowing where their economy stands in the aggregate ranking on the ease of doing business is useful. Also useful is to know how it ranks relative to comparator economies and relative to the

regional average (figure 1.2). The economy's rankings (figure 1.3) and distance to frontier scores (figure 1.4) on the topics included in the ease of doing business ranking provide another perspective.

Figure 1.2 How Japan and comparator economies rank on the ease of doing business



Note: The rankings are benchmarked to June 2014 and based on the average of each economy's distance to frontier (DTF) scores for the 10 topics included in this year's aggregate ranking. The distance to frontier score benchmarks economies with respect to regulatory practice, showing the absolute distance to the best performance in each *Doing Business* indicator. An economy's distance to frontier score is indicated on a scale from 0 to 100, where 0 represents the worst performance and 100 the frontier. For the economies for which the data cover 2 cities, scores are a population-weighted average for the 2 cities.

Source: *Doing Business* database.

THE BUSINESS ENVIRONMENT

Figure 1.3 Rankings on *Doing Business* topics - Japan
 (Scale: Rank 189 center, Rank 1 outer edge)

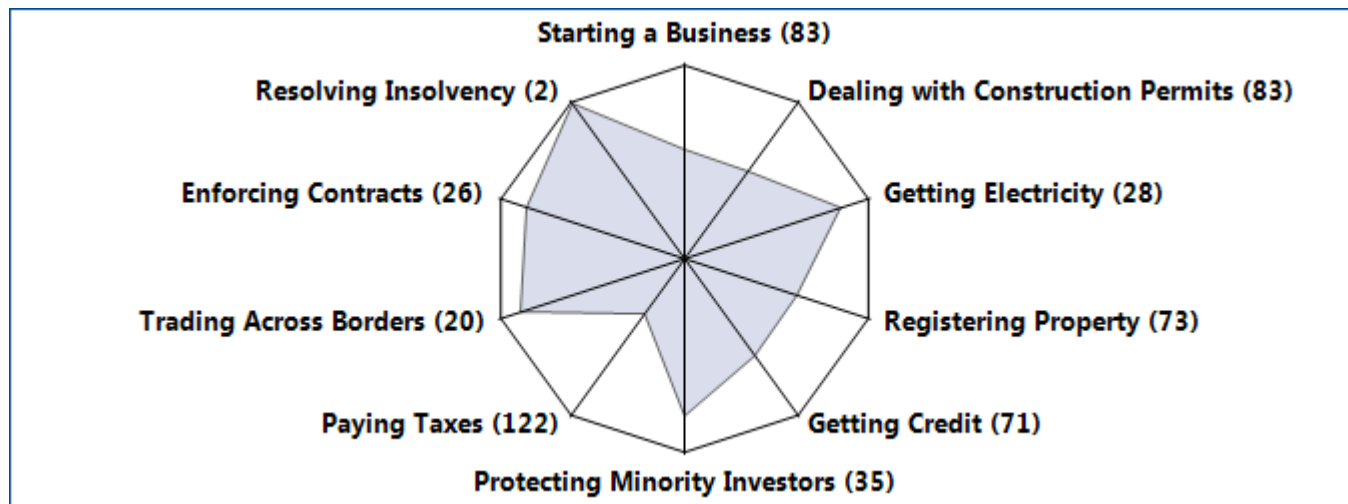
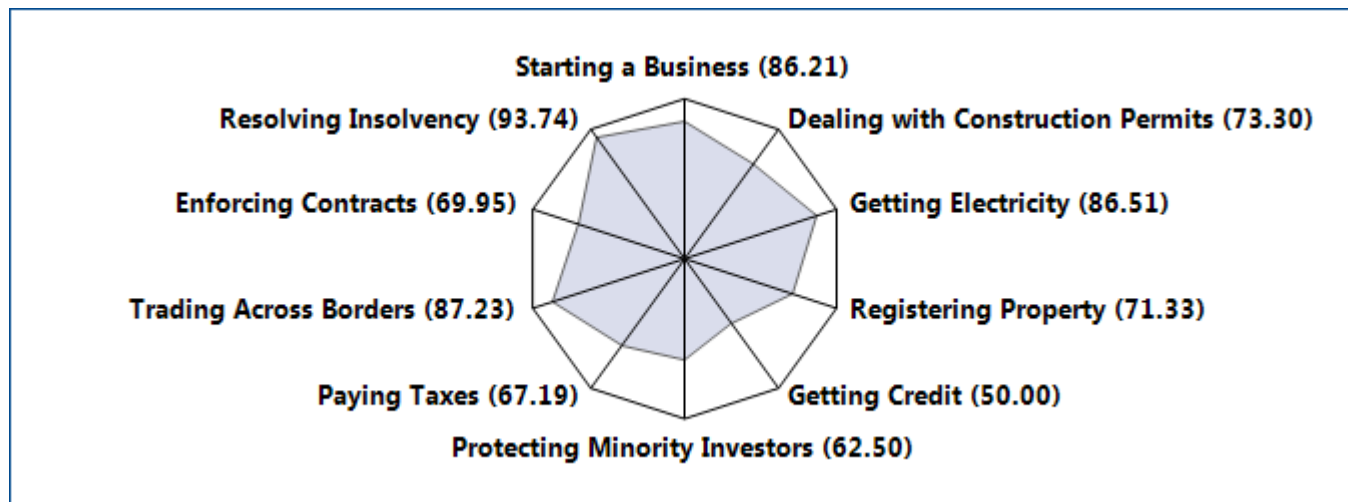


Figure 1.4 Distance to frontier scores on *Doing Business* topics - Japan
 (Scale: Score 0 center, Score 100 outer edge)



Note: The rankings are benchmarked to June 2014 and based on the average of each economy's distance to frontier (DTF) scores for the 10 topics included in this year's aggregate ranking. The distance to frontier score benchmarks economies with respect to regulatory practice, showing the absolute distance to the best performance in each *Doing Business* indicator. An economy's distance to frontier score is indicated on a scale from 0 to 100, where 0 represents the worst performance and 100 the frontier. For the economies for which the data cover 2 cities, scores are a population-weighted average for the 2 cities.
Source: *Doing Business* database.

THE BUSINESS ENVIRONMENT

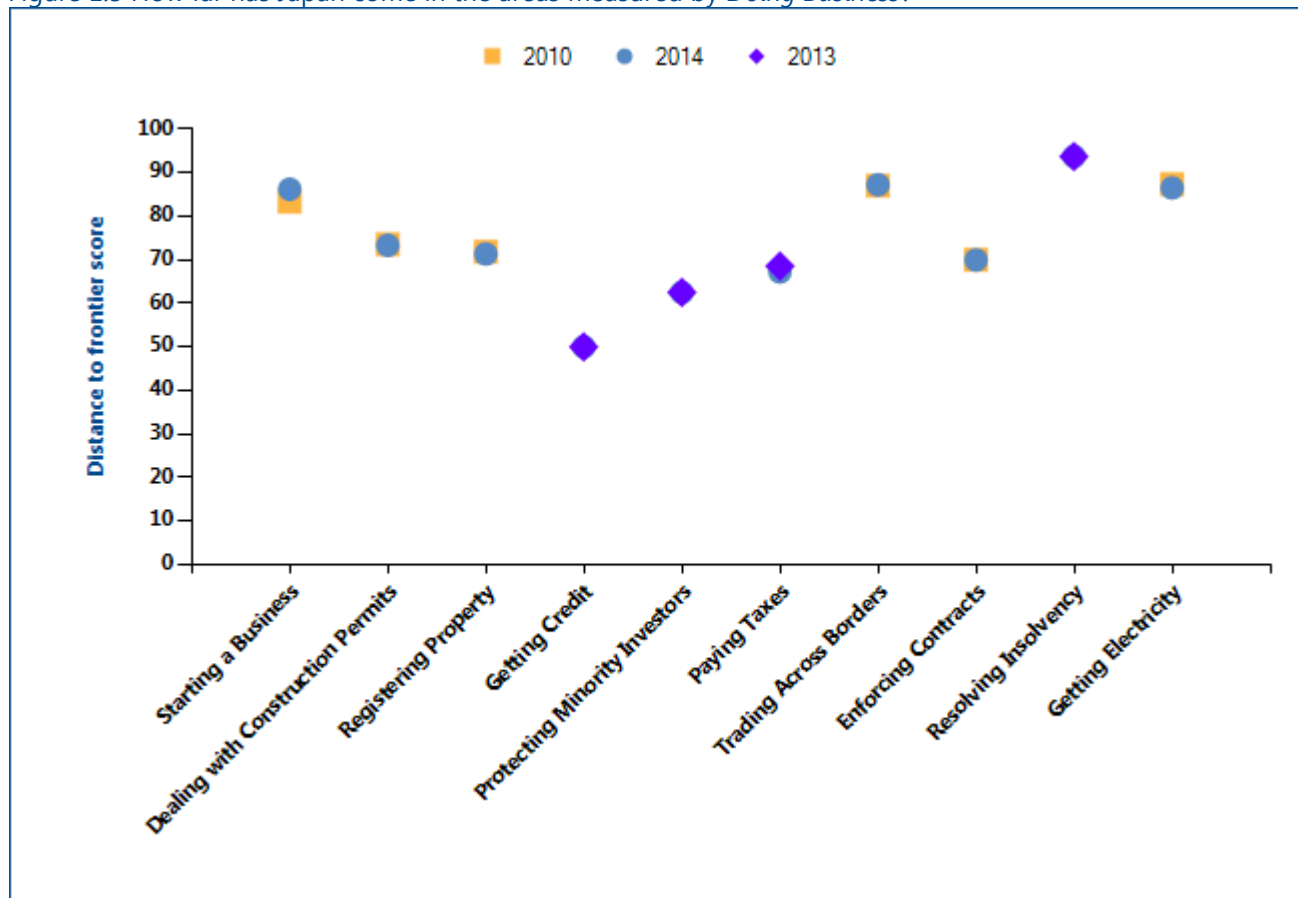
Just as the overall ranking on the ease of doing business tells only part of the story, so do changes in that ranking. Yearly movements in rankings can provide some indication of changes in an economy’s regulatory environment for firms, but they are always relative.

Moreover, year-to-year changes in the overall rankings do not reflect how the business regulatory environment in an economy has changed over time—or how it has changed in different areas. To aid in assessing such changes,

Doing Business introduced the distance to frontier score. This measure shows how far on average an economy is from the best performance achieved by any economy on each *Doing Business* indicator.

Comparing the measure for an economy at 2 points in time allows users to assess how much the economy’s regulatory environment as measured by *Doing Business* has changed over time—how far it has moved toward (or away from) the most efficient practices and strongest regulations in areas covered by *Doing Business* (figure 1.5).

Figure 1.5 How far has Japan come in the areas measured by *Doing Business*?



Note: The distance to frontier score shows how far on average an economy is from the best performance achieved by any economy on each *Doing Business* indicator since 2010, except for getting credit, paying taxes, protecting minority investors and resolving insolvency which had methodology changes in 2014 and thus are only comparable to 2013. The measure is normalized to range between 0 and 100, with 100 representing the best performance (the frontier). See the data notes starting on page 114 of the *Doing Business 2015* report for more details on the distance to frontier score.

Source: *Doing Business* database.

THE BUSINESS ENVIRONMENT

The absolute values of the indicators tell another part of the story (table 1.1). The indicators, on their own or in comparison with the indicators of a good practice economy or those of comparator economies in the region, may reveal bottlenecks reflected in large numbers of procedures, long delays or high costs. Or they may reveal unexpected strengths in an area of business

regulation—such as a regulatory process that can be completed with a small number of procedures in a few days and at a low cost. Comparison of the economy's indicators today with those in the previous year may show where substantial bottlenecks persist—and where they are diminishing.

Table 1.1 Summary of *Doing Business* indicators for Japan

Indicator	Japan DB2015	Japan DB2014	Tokyo DB2015	Osaka DB2015	Australia DB2015	Hong Kong SAR, China DB2015	Korea, Rep. DB2015	United States DB2015	Best performer globally DB2015
Starting a Business (rank)	83	78	--	--	7	8	17	46	New Zealand (1)
Starting a Business (DTF Score)	86.21	86.21	86.13	86.38	96.47	96.38	94.36	91.22	New Zealand (99.96)
Procedures (number)	8.0	8.0	8.0	8.0	3.0	3.0	3.0	6.0	New Zealand (1.0)*
Time (days)	10.7	10.7	11.0	10.0	2.5	2.5	4.0	5.6	New Zealand (0.5)
Cost (% of income per capita)	7.5	7.5	7.5	7.5	0.7	1.4	14.5	1.2	Slovenia (0.0)
Paid-in min. capital (% of income per capita)	0.0	0.0	0.0	0.0	0.0	0.0	0.0	0.0	112 Economies (0.0)*
Dealing with Construction Permits (rank)	83	83	--	--	19	1	12	41	Hong Kong SAR, China (1)
Dealing with Construction Permits (DTF Score)	73.30	73.37	73.30	73.30	84.30	95.53	85.89	78.87	Hong Kong SAR, China (95.53)

Indicator	Japan DB2015	Japan DB2014	Tokyo DB2015	Osaka DB2015	Australia DB2015	Hong Kong SAR, China DB2015	Korea, Rep. DB2015	United States DB2015	Best performer globally DB2015
Procedures (number)	12.0	12.0	12.0	12.0	10.0	5.0	10.0	15.8	Hong Kong SAR, China (5.0)
Time (days)	197.0	197.0	197.0	197.0	112.0	66.0	29.0	78.6	Singapore (26.0)
Cost (% of warehouse value)	0.6	0.5	0.6	0.6	0.5	0.4	4.3	1.0	Qatar (0.0)*
Getting Electricity (rank)	28	29	--	--	55	13	1	61	Korea, Rep. (1)
Getting Electricity (DTF Score)	86.51	86.51	87.39	84.88	80.59	91.54	99.83	79.52	Korea, Rep. (99.83)
Procedures (number)	3.4	3.4	3.0	4.0	5.0	4.0	3.0	4.8	12 Economies (3.0)*
Time (days)	97.7	97.7	105.0	84.0	75.0	38.0	18.0	89.6	Korea, Rep. (18.0)*
Cost (% of income per capita)	0.0	0.0	0.0	0.0	8.6	1.4	41.1	25.5	Japan (0.0)
Registering Property (rank)	73	70	--	--	53	96	79	29	Georgia (1)
Registering Property (DTF Score)	71.33	71.32	71.33	71.33	76.87	66.19	70.99	82.92	Georgia (99.88)
Procedures (number)	6.0	6.0	6.0	6.0	5.0	5.0	7.0	4.4	4 Economies (1.0)*
Time (days)	13.0	13.0	13.0	13.0	4.5	35.5	7.0	15.2	3 Economies (1.0)*
Cost (% of property value)	5.8	5.8	5.8	5.8	5.2	7.7	5.1	2.4	4 Economies (0.0)*
Getting Credit (rank)	71	67	--	--	4	23	36	2	New Zealand (1)
Getting Credit (DTF Score)	50.00	50.00	50.00	50.00	90.00	70.00	65.00	95.00	New Zealand (100)
Strength of legal rights index (0-12)	4	4	4	4	11	7	5	11	3 Economies (12)*

Indicator	Japan DB2015	Japan DB2014	Tokyo DB2015	Osaka DB2015	Australia DB2015	Hong Kong SAR, China DB2015	Korea, Rep. DB2015	United States DB2015	Best performer globally DB2015
Depth of credit information index (0-8)	6	6	6	6	7	7	8	8	23 Economies (8)*
Credit registry coverage (% of adults)	0.0	0.0	0.0	0.0	0.0	0.0	0.0	0.0	Portugal (100.0)
Credit bureau coverage (% of adults)	100.0	100.0	100.0	100.0	100.0	96.1	100.0	100.0	23 Economies (100.0)*
Protecting Minority Investors (rank)	35	35	--	--	71	2	21	25	New Zealand (1)
Protecting Minority Investors (DTF Score)	62.50	62.50	62.50	62.50	56.67	80.83	66.67	65.83	New Zealand (81.67)
Extent of conflict of interest regulation index (0-10)	7.0	7.0	7.0	7.0	6.0	9.0	7.0	8.3	Singapore (9.3)*
Extent of shareholder governance index (0-10)	5.5	5.5	5.5	5.5	5.3	7.2	6.3	4.8	France (7.8)*
Strength of minority investor protection index (0-10)	6.3	6.3	6.3	6.3	5.7	8.1	6.7	6.6	New Zealand (8.2)
Paying Taxes (rank)	122	114	--	--	39	4	25	47	United Arab Emirates (1)*
Paying Taxes (DTF Score)	67.19	68.53	67.21	67.15	82.48	98.51	86.09	80.84	United Arab Emirates (99.44)*
Payments (number per year)	14.0	13.0	14.0	14.0	11.0	3.0	10.0	10.6	Hong Kong SAR, China (3.0)*
Time (hours per year)	330.0	330.0	330.0	330.0	105.0	78.0	187.0	175.0	Luxembourg (55.0)
Trading Across Borders (rank)	20	20	--	--	49	2	3	16	Singapore (1)
Trading Across Borders	87.23	87.26	86.66	88.28	80.53	95.36	93.45	88.25	Singapore (96.47)

Indicator	Japan DB2015	Japan DB2014	Tokyo DB2015	Osaka DB2015	Australia DB2015	Hong Kong SAR, China DB2015	Korea, Rep. DB2015	United States DB2015	Best performer globally DB2015
(DTF Score)									
Documents to export (number)	3	3	3	3	5	3	3	3	Ireland (2)*
Time to export (days)	11.0	11.0	11.0	11.0	9.0	6.0	8.0	6.0	5 Economies (6.0)*
Cost to export (US\$ per container)	829.3	829.3	915.0	670.0	1,200.0	590.0	670.0	1,224.0	Timor-Leste (410.0)
Cost to export (deflated US\$ per container)	829.3	824.6	915.0	670.0	1,200.0	590.0	670.0	1,224.0	
Documents to import (number)	5	5	5	5	7	3	3	5	Ireland (2)*
Time to import (days)	11.0	11.0	11.0	11.0	8.0	5.0	7.0	5.4	Singapore (4.0)
Cost to import (US\$ per container)	1,021.3	1,021.3	1,107.0	862.0	1,220.0	565.0	695.0	1,289.0	Singapore (440.0)
Cost to import (deflated US\$ per container)	1,021.3	1,015.5	1,107.0	862.0	1,220.0	565.0	695.0	1,289.0	
Enforcing Contracts (rank)	26	27	--	--	12	6	4	41	Singapore (1)
Enforcing Contracts (DTF Score)	69.95	69.95	69.95	69.95	77.06	80.32	81.71	67.26	Singapore (89.54)
Time (days)	360.0	360.0	360.0	360.0	395.0	360.0	230.0	420.0	Singapore (150.0)
Cost (% of claim)	32.2	32.2	32.2	32.2	21.8	21.2	10.3	30.5	Iceland (9.0)
Procedures (number)	32.0	32.0	32.0	32.0	28.0	26.0	32.0	33.6	Singapore (21.0)*
Resolving Insolvency (rank)	2	2	--	--	14	25	5	4	Finland (1)
Resolving Insolvency (DTF Score)	93.74	93.71	93.74	93.74	81.60	75.06	90.06	90.12	Finland (93.85)

Indicator	Japan DB2015	Japan DB2014	Tokyo DB2015	Osaka DB2015	Australia DB2015	Hong Kong SAR, China DB2015	Korea, Rep. DB2015	United States DB2015	Best performer globally DB2015
Time (years)	0.6	0.6	0.6	0.6	1.0	0.8	1.5	1.5	Ireland (0.4)
Cost (% of estate)	3.5	3.5	3.5	3.5	8.0	5.0	3.5	8.2	Norway (1.0)
Outcome (0 as piecemeal sale and 1 as going concern)	1	1	1	1	1	1	1	1	
Recovery rate (cents on the dollar)	92.9	92.8	92.9	92.9	81.9	87.2	83.1	80.4	Japan (92.9)
Strength of insolvency framework index (0-16)	14.0	14.0	14.0	14.0	12.0	9.0	14.5	15.0	5 Economies (15.0)*

Note: DB2014 rankings shown are not last year's published rankings but comparable rankings for DB2014 that capture the effects of such factors as data corrections and changes to the methodology. Trading across borders deflated and non-deflated values are identical in DB2015 because it is defined as the base year for the deflator. The best performer on time for paying taxes is defined as the lowest time recorded among all economies in the DB2015 sample that levy the 3 major taxes: profit tax, labor taxes and mandatory contributions, and VAT or sales tax. If an economy has no laws or regulations covering a specific area—for example, insolvency—it receives a “no practice” mark. Similarly, an economy receives a “no practice” or “not possible” mark if regulation exists but is never used in practice or if a competing regulation prohibits such practice. Either way, a “no practice” mark puts the economy at the bottom of the ranking on the relevant indicator.

* Two or more economies share the top ranking on this indicator. A number shown in place of an economy's name indicates the number of economies that share the top ranking on the indicator. For a list of these economies, see the *Doing Business* website (<http://www.doingbusiness.org>).

Source: *Doing Business* database.

STARTING A BUSINESS

Formal registration of companies has many immediate benefits for the companies and for business owners and employees. Legal entities can outlive their founders. Resources are pooled as several shareholders join forces to start a company. Formally registered companies have access to services and institutions from courts to banks as well as to new markets. And their employees can benefit from protections provided by the law. An additional benefit comes with limited liability companies. These limit the financial liability of company owners to their investments, so personal assets of the owners are not put at risk. Where governments make registration easy, more entrepreneurs start businesses in the formal sector, creating more good jobs and generating more revenue for the government.

What do the indicators cover?

Doing Business measures the ease of starting a business in an economy by recording all procedures officially required or commonly done in practice by an entrepreneur to start up and formally operate an industrial or commercial business—as well as the time and cost required to complete these procedures. It also records the paid-in minimum capital that companies must deposit before registration (or within 3 months). The ranking of economies on the ease of starting a business is determined by sorting their distance to frontier scores for starting a business. These scores are the simple average of the distance to frontier scores for each of the component indicators.

To make the data comparable across economies, *Doing Business* uses several assumptions about the business and the procedures. It assumes that all information is readily available to the entrepreneur and that there has been no prior contact with officials. It also assumes that the entrepreneur will pay no bribes. And it assumes that the business:

- Is a limited liability company, located in the largest business city and is 100% domestically owned¹.
- Has between 10 and 50 employees.
- Conducts general commercial or industrial activities.
- Has a start-up capital of 10 times income per capita.
- Has a turnover of at least 100 times income per capita.
- Does not qualify for any special benefits.
- Does not own real estate.

WHAT THE STARTING A BUSINESS

INDICATORS MEASURE

Procedures to legally start and operate a company (number)

- Preregistration (for example, name verification or reservation, notarization)
- Registration in the economy's largest business city¹
- Postregistration (for example, social security registration, company seal)

Time required to complete each procedure (calendar days)

- Does not include time spent gathering information
- Each procedure starts on a separate day (2 procedures cannot start on the same day). Procedures that can be fully completed online are recorded as ½ day.
- Procedure completed once final document is received
- No prior contact with officials

Cost required to complete each procedure (% of income per capita)

- Official costs only, no bribes
- No professional fees unless services required by law

Paid-in minimum capital (% of income per capita)

- Deposited in a bank or with a notary before registration (or within 3 months)

¹ For the 11 economies with a population of more than 100 million, data for a second city have been added.

STARTING A BUSINESS

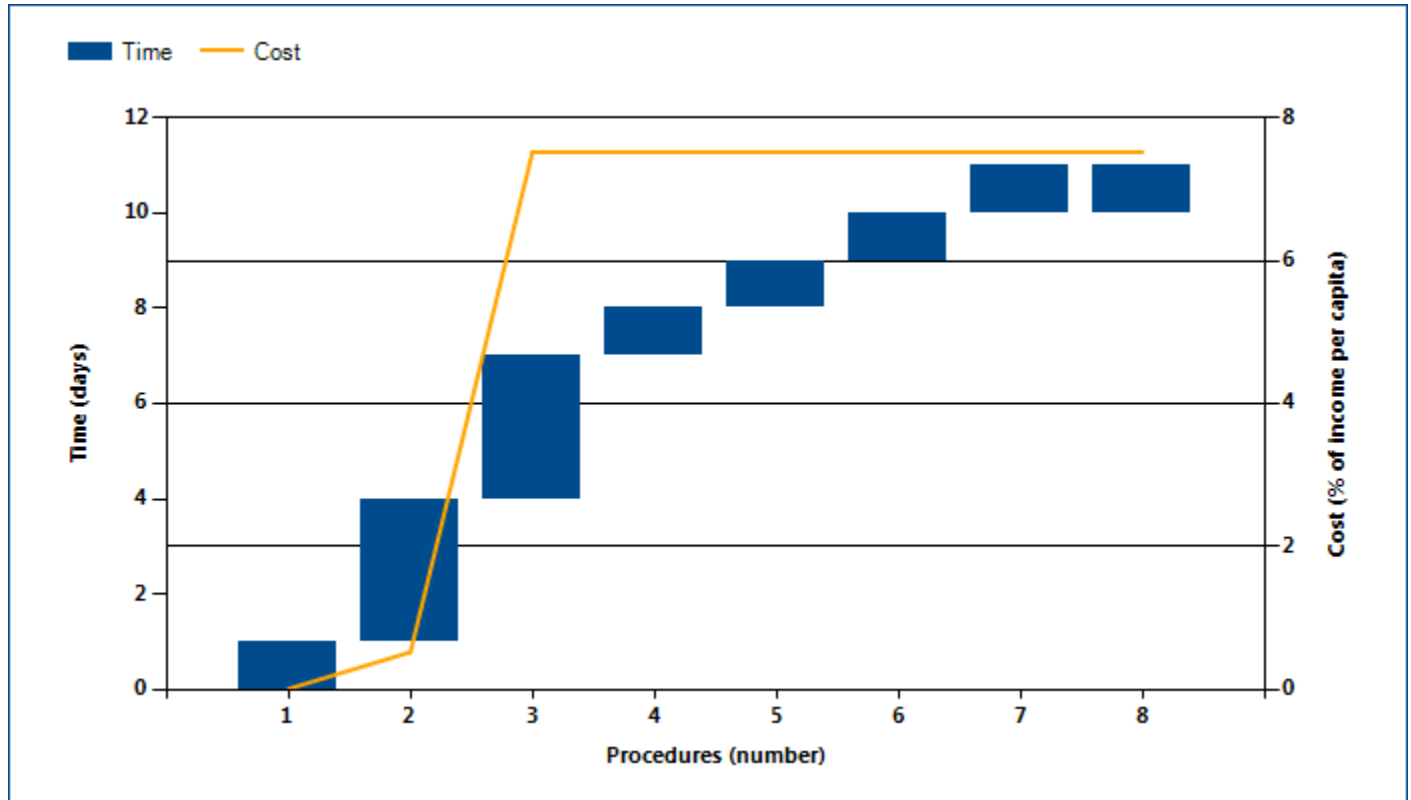
Where does the economy stand today?

What does it take to start a business in Japan? According to data collected by *Doing Business*, starting a business there requires 8.0 procedures, takes 10.7 days, costs 7.5% of income per capita and requires paid-in minimum capital of 0.0% of income per capita (figure 2.1). Most indicator sets refer to a case scenario in the largest

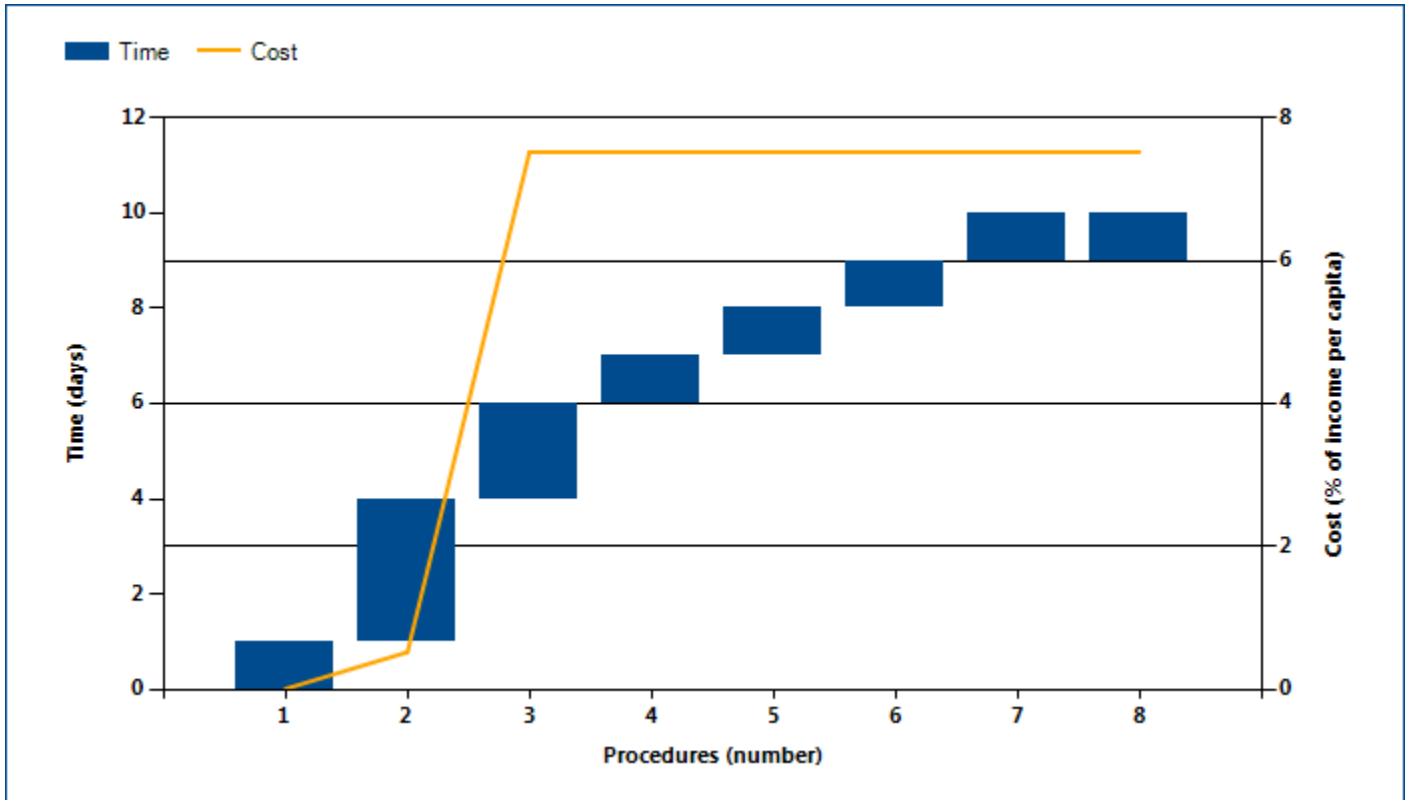
business city of an economy, except for 11 economies for which the data are a population-weighted average of the 2 largest business cities. See the chapter on distance to frontier and ease of doing business ranking at the end of this profile for more details.

Figure 2.1 What it takes to start a business in Japan - Tokyo

Paid-in minimum capital (% of income per capita): 0.0



What it takes to start a business in Japan - Osaka



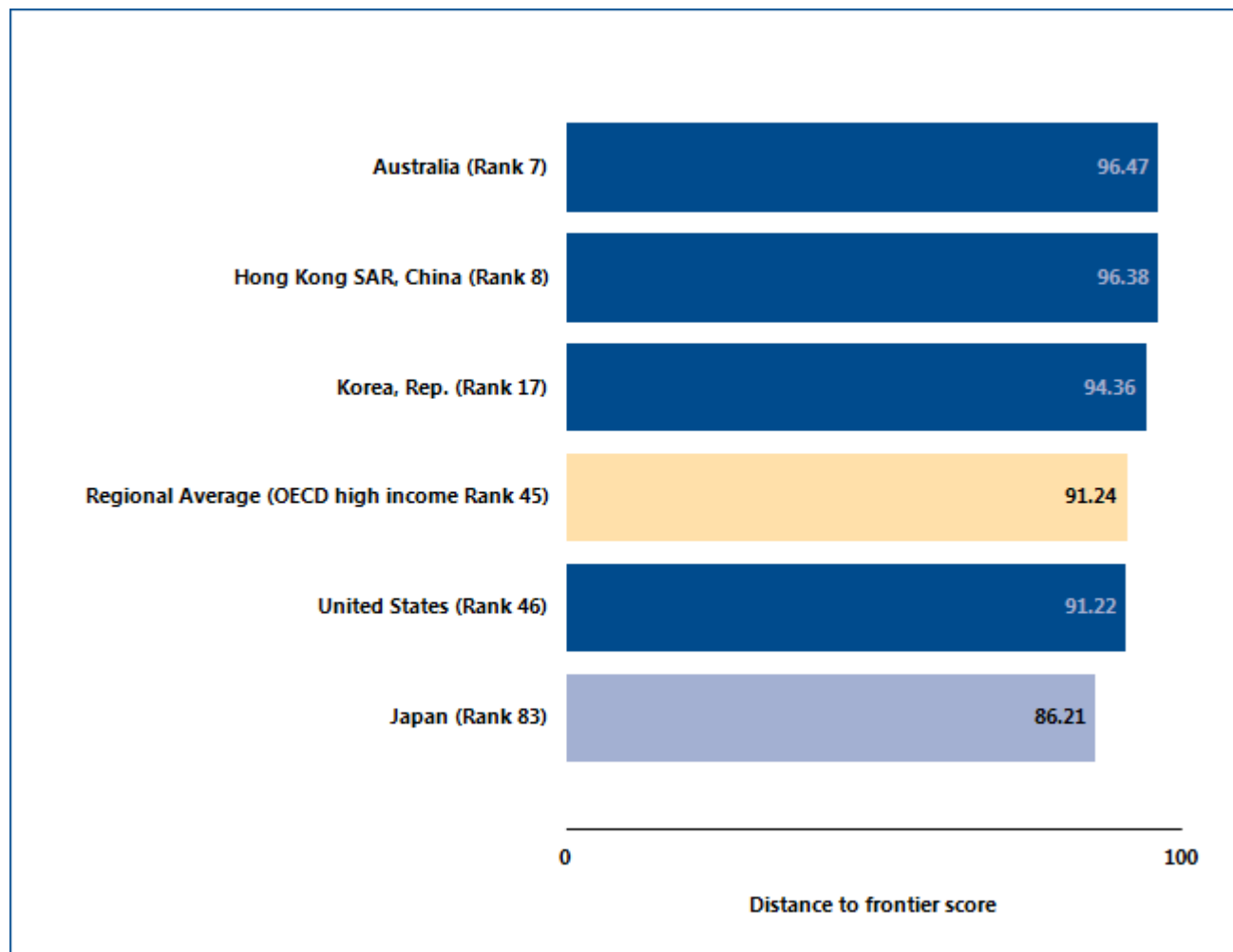
Note: Time shown in the figure above may not reflect simultaneity of procedures. Online procedures account for 0.5 days in the total time calculation. For more information on the methodology of the starting a business indicators, see the *Doing Business* website (<http://www.doingbusiness.org>). For details on the procedures reflected here, see the summary at the end of this chapter. Source: *Doing Business* database.

STARTING A BUSINESS

Globally, Japan stands at 83 in the ranking of 189 economies on the ease of starting a business (figure 2.2). The rankings for comparator economies and the regional

average ranking provide other useful information for assessing how easy it is for an entrepreneur in Japan to start a business.

Figure 2.2 How Japan and comparator economies rank on the ease of starting a business



Source: Doing Business database.

STARTING A BUSINESS

What are the details?

Underlying the indicators shown in this chapter for Japan is a set of specific procedures—the bureaucratic and legal steps that an entrepreneur must complete to incorporate and register a new firm. These are identified by *Doing Business* through collaboration with relevant local professionals and the study of laws, regulations and publicly available information on business entry in that economy. Following is a detailed summary of those procedures, along with the associated time and cost. These procedures are those that apply to a company matching the standard assumptions (the “standardized company”) used by *Doing Business* in collecting the data (see the section in this chapter on what the indicators measure).

STANDARDIZED COMPANY

Legal form: Godo Kaisha

Paid in minimum capital requirement: JPY 1

City: Tokyo, Osaka

Start-up Capital: 10 times GNI per capita

Table 2.2 Summary of time, cost and procedures for starting a business in Japan - Tokyo

No.	Procedure	Time to complete	Cost to complete
1	<p>Search the company name and obtain the certificate of seal registration from the Legal Affairs Bureau</p> <p>Under the Japanese Company Laws, entrepreneurs may not file an application for incorporating a company if the same company name and head office address are already registered. There is no need for entrepreneurs to check the uniqueness of the company name and make the name reservation at the Legal Affairs Bureau of the Ministry of Justice. However, they need to check if the proposed company name and head office address has been registered.</p> <p>The entrepreneur or company representative (natural person) must register the company seal and obtain the certificate of seal registration from the Legal Affairs Bureau at the Ministry of Justice upon registration. Certificate of corporation seal registration costs Yen 450, but the real registration itself is free of charge.</p> <p><i>Agency: Legal Affairs Bureau</i></p>	1 day	JPY 450 (each)
2	<p>Make a company seal</p> <p>The company seal is required by law: Article 20 of the Commercial Registration Act. The associated fee is JPY 10,000 for machine-carved seal or JPY 20,000 for hand-carved seal.</p> <p><i>Agency: Seal maker</i></p>	3 days	JPY 10,000 - JPY 20,000

No.	Procedure	Time to complete	Cost to complete
3	<p>Register at the Legal Affairs Bureau of the Ministry of Justice</p> <p>To apply for registration, the entrepreneur must submit several supporting documents with the application to the Legal Affairs Bureau headquarter or any of its branch offices designated in major cities, including:</p> <ul style="list-style-type: none"> - Articles of incorporation - Certificate of seal registration - Letter of proxy (if company is registered by a lawyer or a judicial scrivener) - Personal seal of the director or a lawyer registering the company - Proof of paid in capital - Proof of address - Confirmation of appointment of the company representative - Confirmation from company representative that he agrees to the appointment. <p>Once the filed documents are reviewed and approved, the company applies for the issuance of a company registration certificate. Normally, a judicial scrivener completes this registration procedure on behalf of the company.</p> <p>By virtue of the amended Commercial Registration Regulations in force since June 2004, company registration applications can be submitted online. To do so, the user must first obtain an electronic signature or a digital certification. There are two types of digital certifications: data file and IC card. The user must purchase an IC card reader to use the IC card system.</p> <p><i>Agency: Legal Affairs Bureau of the Ministry of Justice</i></p>	3 days	0.7% of the capital amount or JPY 60,000, whichever is higher
4	<p>File the notification of company incorporation and the opening of a payroll office; and Apply for the approval of blue tax returns at the District Tax Office</p> <p>The notification of the company incorporation must be filed within 2 months of the incorporation date.</p> <p>The notification of opening a payroll office must be filed within one month of the opening of a payroll office.</p> <p>The application for the approval of blue tax returns must be filed either within 3 months of the incorporation date, or a day prior to the end of the first fiscal year, whichever comes first.</p> <p><i>Agency: Tax Office</i></p>	1 day	no charge
5	<p>File the notification of commencement of business at the tax office of the municipal or prefectural government</p> <p>If the head office of the company is located within Tokyo's 23 wards, the company must file a Notification for the Commencement of Business at the tax office of the Tokyo Metropolitan Government within 15 days of company incorporation.</p>	1 day	no charge

No.	Procedure	Time to complete	Cost to complete
	<p>If the head office of the company is located outside Tokyo's 23 wards, the company must file a Notification of Incorporation at the tax office of the municipal government and the tax office of the prefectural government within 1 month of company incorporation.</p> <p><i>Agency: Tax Office</i></p>		
6	<p>File the necessary labor insurance notifications and employment rules at the Labor Standards Inspection Office</p> <p>Employees are automatically provided with labor insurance as soon as they are hired. Labor insurance usually includes employment and worker's compensation insurance.</p> <p>Upon recruitment, the company must file without delay the following documents at the competent Labor Standards Inspection Office:</p> <ul style="list-style-type: none"> • Notification of the application for labor insurance • Notification of the commencement of labor insurance within 10 days of the insurance coverage commencement date • Notification of the approximate insurance contributions within 50 days of the insurance coverage commencement date • The rules of employment (once the company hires 10 or more employees) • Agreement on overtime and holiday work (the "36 agreement") if the company anticipates that its employees will work overtime or on public holidays, irrespective of the number of employees. <p><i>Agency: Labor Standards Inspection Office</i></p>	1 day	no charge
7	<p>File the applications for health insurance and public welfare pension at the Japan Pension Service</p> <p>As soon as the company and its employees are covered for health insurance and public welfare pension, the company must file the following documents at the Social Insurance Office within 5 days of the business insurance coverage commencement date:</p> <ul style="list-style-type: none"> - Notification of the acquisition of insured status - The insurance details covering Health and Employee Pension insurance <p><i>Agency: Japan Pension Service</i></p>	Less than one day (online procedure)	no charge
8	<p>File the company application for employment insurance at the Public Employment Security Office</p> <p>The notification of the company's application for employment insurance must be filed at the Public Employment Security Office within 10 days of commencement of employment by the company. When a new employee is recruited, he/she is automatically insured under the company's employment insurance. The company must thus</p>	Less than one day (online procedure)	no charge

No.	Procedure	Time to complete	Cost to complete
	<p>file a "Notification of Acquisition of Insured Status under Employment Insurance" at the Public Employment Security Office by the 10th day of the month immediately consecutive to that of the employee's appointment date.</p> <p><i>Agency: Public Employment Security Office</i></p>		

* Takes place simultaneously with another procedure.

Note: Online procedures account for 0.5 days in the total time calculation.

Source: *Doing Business* database.

Summary of time, cost and procedures for starting a business in Japan - Osaka

No.	Procedure	Time to complete	Cost to complete
1	<p>Search the company name and obtain the certificate of seal registration from the Legal Affairs Bureau</p> <p>Entrepreneurs should check the uniqueness of the company name at the Legal Affairs Bureau before making a company seal, but need not to make the name reservation. The entrepreneur or company representative (natural person) must register the company seal and obtain the certificate of seal registration from the Legal Affairs Bureau at the Ministry of Justice upon registration. Certificate of corporation seal registration costs Yen 450, but the real registration itself is free of charge.</p> <p><i>Agency: Legal Affairs Bureau of the Ministry of Justice</i></p>	1 day	JPY 450 (each)
2	<p>Make a company seal</p> <p>The company seal is required by law: Article 20 of the Commercial Registration Act. The associated fee is JPY 10,000 for machine-carved seal or JPY 20,000 for hand-carved seal.</p> <p><i>Agency: Seal maker</i></p>	3 days	JPY 10,000 - JPY 20,000
3	<p>Register at the Legal Affairs Bureau of the Ministry of Justice</p> <p>To apply for registration, the entrepreneur must submit several supporting documents with the application to the Legal Affairs Bureau headquarter or any of its branch offices designated in major cities, including: - Articles of incorporation - Certificate of seal registration - Letter of proxy (if company is registered by a lawyer or a judicial scrivener) - Personal seal of the director or a lawyer registering the company - Proof of paid in capital - Proof of address - Confirmation of appointment of the company representative - Confirmation from company representative that he agrees to the appointment. Once the filed documents are reviewed and approved, the company applies for the issuance of a company registration certificate. Normally, a judicial</p>	2 days	0.7% of the capital amount or JPY 60,000, whichever is higher

No.	Procedure	Time to complete	Cost to complete
	<p>scrivener completes this registration procedure on behalf of the company. By virtue of the amended Commercial Registration Regulations in force since June 2004, company registration applications can be submitted online. To do so, the user must first obtain an electronic signature or a digital certification. There are two types of digital certifications: data file and IC card. The user must purchase an IC card reader to use the IC card system.</p> <p><i>Agency: Legal Affairs Bureau of the Ministry of Justice</i></p>		
4	<p>File the notification of company incorporation and the opening of a payroll office; and Apply for the approval of blue tax returns at the District Tax Office</p> <p>The notification of the company incorporation must be filed within 2 months of the incorporation date. The notification of opening a payroll office must be filed within one month of the opening of a payroll office. The application for the approval of blue tax returns must be filed either within 3 months of the incorporation date, or a day prior to the end of the first fiscal year, whichever comes first.</p> <p><i>Agency: Tax Office</i></p>	1 day	no charge
5	<p>File the notification of commencement of business at the tax office of the municipal or prefectural government</p> <p>If the head office of the company is located outside Tokyo's 23 wards, the company must file a Notification of Incorporation at the tax office of the municipal government and the tax office of the prefectural government within 1 month of company incorporation.</p> <p><i>Agency: Tax Office</i></p>	1 day	no charge
6	<p>File the necessary labor insurance notifications and employment rules at the Labor Standards Inspection Office</p> <p>Employees are automatically provided with labor insurance as soon as they are hired. Labor insurance usually includes employment and worker's compensation insurance. Upon recruitment, the company must file without delay the following documents at the competent Labor Standards Inspection Office:</p> <ul style="list-style-type: none"> • Notification of the application for labor insurance • Notification of the commencement of labor insurance within 10 days of the insurance coverage commencement date • Notification of the approximate insurance contributions within 50 days of the insurance coverage commencement date • The rules of employment (once the company hires 10 or more employees) • Agreement on overtime and holiday work (the "36 agreement") if the company anticipates that its employees will work overtime or on public holidays, irrespective of the number of employees 	1 day	no charge

No.	Procedure	Time to complete	Cost to complete
	<i>Agency: Labor Standards Inspection Office</i>		
7	<p>File the applications for health insurance and public welfare pension at the Japan Pension Service</p> <p>As soon as the company and its employees are covered for health insurance and public welfare pension, the company must file the following documents at the Social Insurance Office within 5 days of the business insurance coverage commencement date: - Notification of the acquisition of insured status - The insurance details covering Health and Employee Pension insurance</p> <p><i>Agency: Japan Pension Service</i></p>	Less than one day (online procedure)	no charge
8	<p>File the company application for employment insurance at the Public Employment Security Office</p> <p>The notification of the company's application for employment insurance must be filed at the Public Employment Security Office within 10 days of commencement of employment by the company. When a new employee is recruited, he/she is automatically insured under the company's employment insurance. The company must thus file a "Notification of Acquisition of Insured Status under Employment Insurance" at the Public Employment Security Office by the 10th day of the month immediately consecutive to that of the employee's appointment date.</p> <p><i>Agency: Public Employment Security Office</i></p>	Less than one day (online procedure)	no charge

* Takes place simultaneously with another procedure.

Note: Online procedures account for 0.5 days in the total time calculation.

Source: Doing Business database.

DEALING WITH CONSTRUCTION PERMITS

Regulation of construction is critical to protect the public. But it needs to be efficient, to avoid excessive constraints on a sector that plays an important part in every economy. Where complying with building regulations is excessively costly in time and money, many builders opt out. They may pay bribes to pass inspections or simply build illegally, leading to hazardous construction that puts public safety at risk. Where compliance is simple, straightforward and inexpensive, everyone is better off.

What do the indicators cover?

Doing Business records the procedures, time and cost for a business in the construction industry to obtain all the necessary approvals to build a warehouse in the economy's largest business city, connect it to basic utilities and register the warehouse so that it can be used as collateral or transferred to another entity.

The ranking of economies on the ease of dealing with construction permits is determined by sorting their distance to frontier scores for dealing with construction permits. These scores are the simple average of the distance to frontier scores for each of the component indicators.

To make the data comparable across economies, *Doing Business* uses several assumptions about the business and the warehouse, including the utility connections.

The business:

- Is a limited liability company operating in the construction business and located in the largest business city. For the 11 economies with a population of more than 100 million, data for a second city have been added. Is domestically owned and operated.
- Has 60 builders and other employees.

The warehouse:

- Is valued at 50 times income per capita.
- Is a new construction (there was no previous construction on the land).

WHAT THE DEALING WITH CONSTRUCTION PERMITS INDICATORS MEASURE

Procedures to legally build a warehouse (number)

Submitting all relevant documents and obtaining all necessary clearances, licenses, permits and certificates

Submitting all required notifications and receiving all necessary inspections

Obtaining utility connections for water and sewerage

Registering the warehouse after its completion (if required for use as collateral or for transfer of the warehouse)

Time required to complete each procedure (calendar days)

Does not include time spent gathering information

Each procedure starts on a separate day. Procedures that can be fully completed online are recorded as ½ day.

Procedure considered completed once final document is received

No prior contact with officials

Cost required to complete each procedure (% of warehouse value)

Official costs only, no bribes

- Will have complete architectural and technical plans prepared by a licensed architect or engineer.
- Will be connected to water and sewerage (sewage system, septic tank or their equivalent). The connection to each utility network will be 150 meters (492 feet) long.
- Will be used for general storage, such as of books or stationery (not for goods requiring special conditions).
- Will take 30 weeks to construct (excluding all delays due to administrative and regulatory requirements).

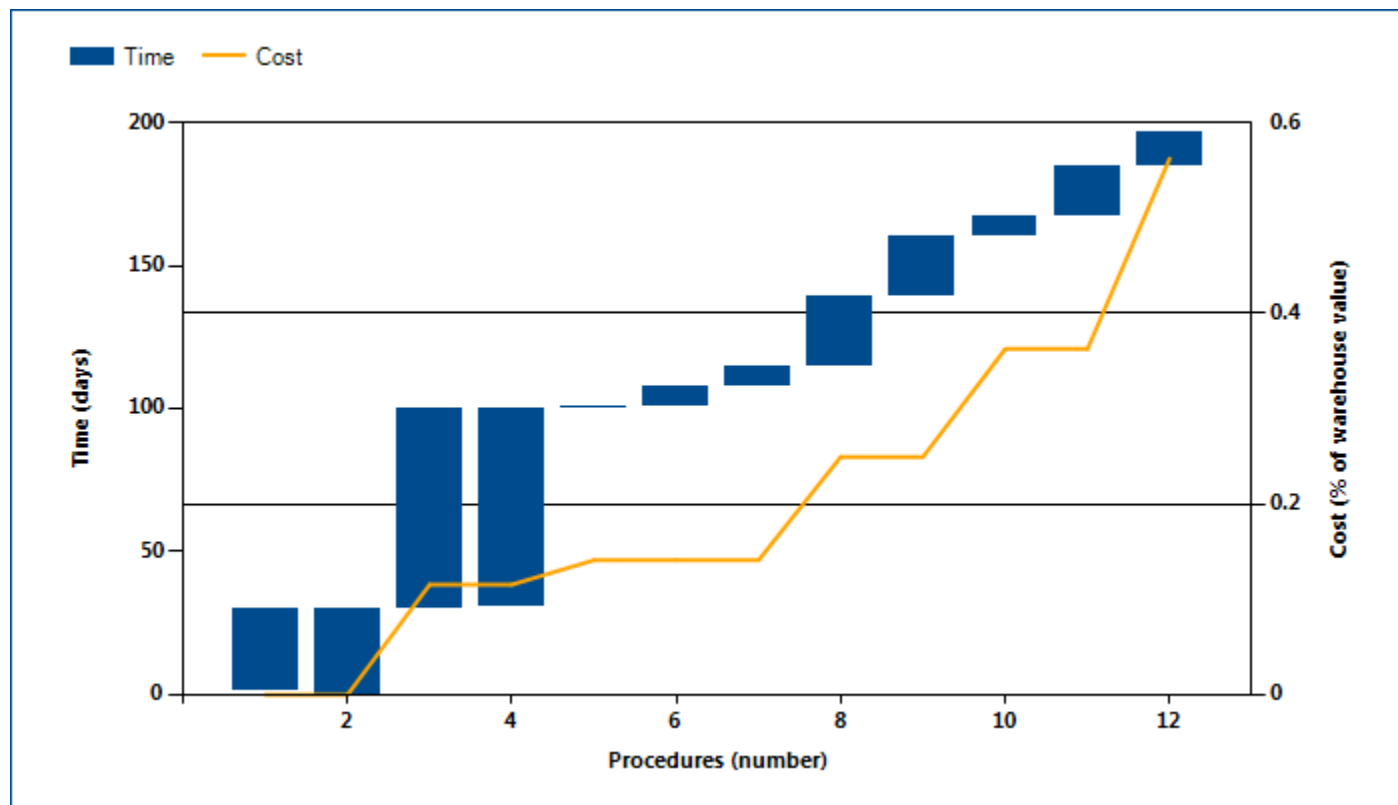
DEALING WITH CONSTRUCTION PERMITS

Where does the economy stand today?

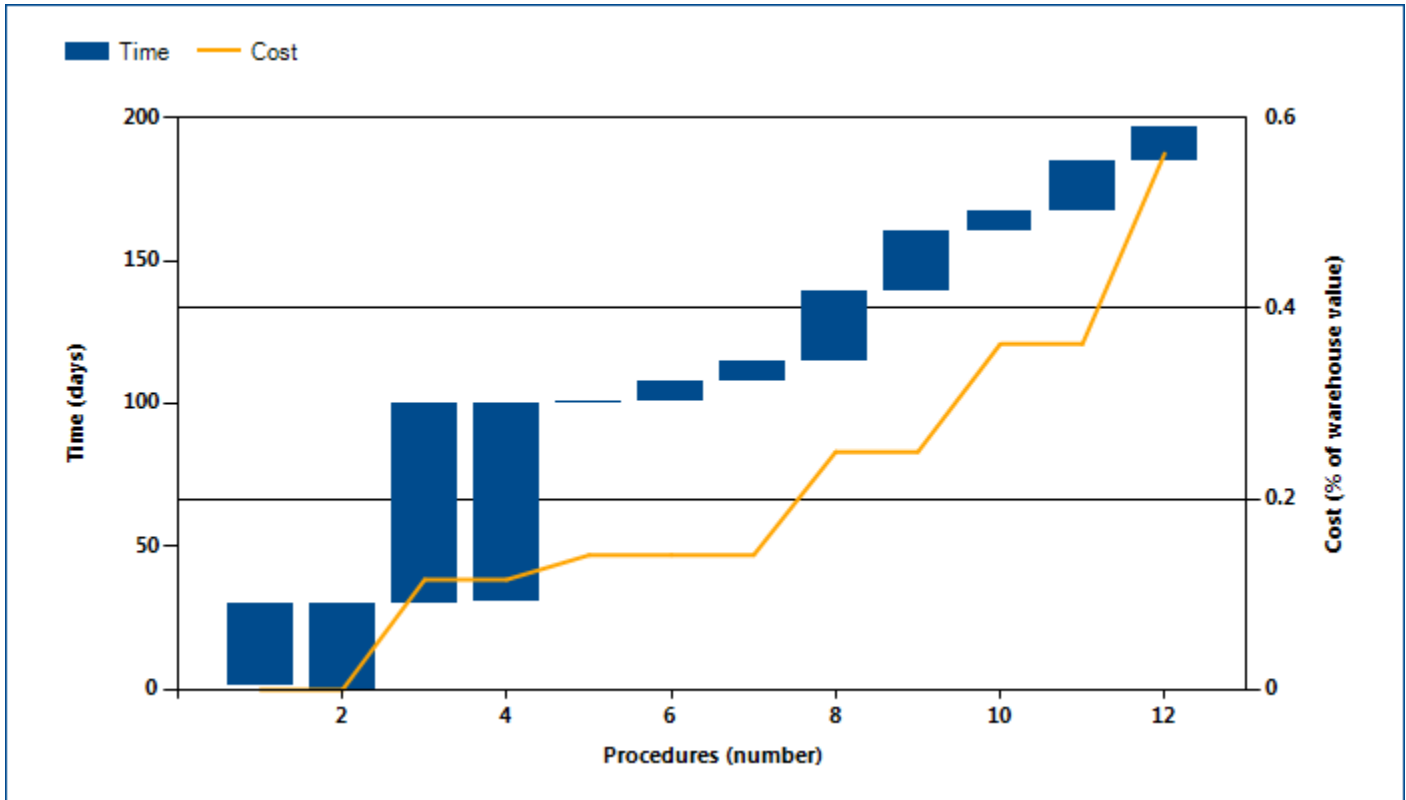
What does it take to comply with the formalities to build a warehouse in Japan? According to data collected by *Doing Business*, dealing with construction permits there requires 12.0 procedures, takes 197.0 days and costs 0.6% of the warehouse value (figure 3.1). Most indicator sets refer to a case scenario in the largest business city of

an economy, except for 11 economies for which the data are a population-weighted average of the 2 largest business cities. See the chapter on distance to frontier and ease of doing business ranking at the end of this profile for more details.

Figure 3.1 What it takes to comply with formalities to build a warehouse in Japan - Tokyo



What it takes to comply with formalities to build a warehouse in Japan - Osaka



Note: Time shown in the figure above may not reflect simultaneity of procedures. Online procedures account for 0.5 days in the total time calculation. For more information on the methodology of the dealing with construction permits indicators, see the *Doing Business* website (<http://www.doingbusiness.org>). For details on the procedures reflected here, see the summary at the end of this chapter.

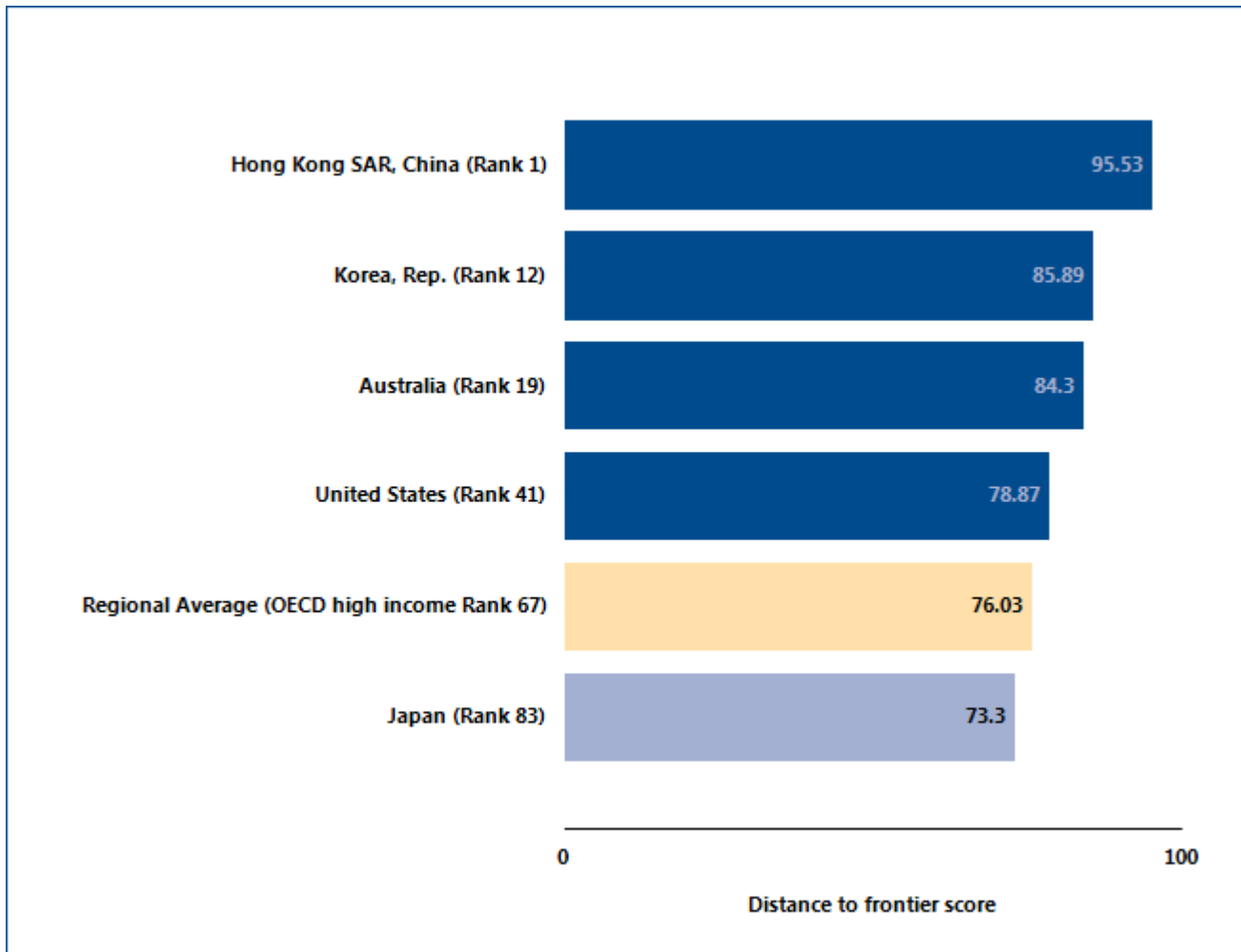
Source: *Doing Business* database.

DEALING WITH CONSTRUCTION PERMITS

Globally, Japan stands at 83 in the ranking of 189 economies on the ease of dealing with construction permits (figure 3.2). The rankings for comparator

economies and the regional average ranking provide other useful information for assessing how easy it is for an entrepreneur in Japan to legally build a warehouse.

Figure 3.2 How Japan and comparator economies rank on the ease of dealing with construction permits



Source: Doing Business database.

DEALING WITH CONSTRUCTION PERMITS

Smart regulation ensures that standards are met while making compliance easy and accessible to all. Coherent and transparent rules, efficient processes and adequate allocation of resources are especially important in sectors where safety is at stake. Construction is one of them. In

an effort to ensure building safety while keeping compliance costs reasonable, governments around the world have worked on consolidating permitting requirements. What construction permitting reforms has *Doing Business* recorded in Japan (table 3.1)?

Table 3.1 How has Japan made dealing with construction permits easier—or not?

By *Doing Business* report year from DB2010 to DB2015

DB year	Reform
DB2012	Japan made dealing with construction permits costlier by increasing inspection fees.

Note: For information on reforms in earlier years (back to DB2006), see the *Doing Business* reports for these years, available at <http://www.doingbusiness.org>.

Source: *Doing Business* database.

DEALING WITH CONSTRUCTION PERMITS

What are the details?

The indicators reported here for Japan are based on a set of specific procedures—the steps that a company must complete to legally build a warehouse—identified by *Doing Business* through information collected from experts in construction licensing, including architects, civil engineers, construction lawyers, construction firms, utility service providers and public officials who deal with building regulations. These procedures are those that apply to a company and structure matching the standard assumptions used by *Doing Business* in collecting the data (see the section in this chapter on what the indicators cover).

BUILDING A WAREHOUSE

Estimated cost of construction : **JPY 194,637,691**

City : **Tokyo, Osaka**

The procedures, along with the associated time and cost, are summarized below.

Table 3.2 Summary of time, cost and procedures for dealing with construction permits in Japan - Tokyo

No.	Procedure	Time to complete	Cost to complete
1	<p>Hold initial consultation with local authority</p> <p>BuildCo must have clearance at the initial consultation phase with at least 14 different departments at the prefecture level. Due to stricter requirements of compliance with construction regulations, the process now takes around 24 days. The purpose of this consultation is to avoid the risk of resubmitting the application for the actual building permit which if submitted wrongly, or some parts require alteration, the process can take another 2 -- 3 months. Closer scrutiny is paid to the structural component of the drawings and plans. The rules require an engineer to resubmit an entire construction plan, even to change a peg or location of windows.</p> <p><i>Agency: Local Authority</i></p>	24 days	no charge
2	<p>* Obtain consent of neighborhood</p> <p>Obtaining neighborhood consent can be carried out simultaneously with the previous procedure. The initial step is to post a sign with specific information about the planned construction on the plot. Thereafter, BuildCo must obtain the endorsement of all neighbors (companies) stating that they do not object to the construction of the warehouse.</p> <p><i>Agency: Local Authority</i></p>	30 days	no charge
3	<p>Obtain building permit from Japan Building Center</p> <p>After the initial consultation with the local authority, BuildCo must submit a building permit application. The local authority examines the application and issues the building permit.</p> <p>Normally, architects submit the application on behalf of their clients.</p>	70 days	JPY 225,000

No.	Procedure	Time to complete	Cost to complete
	<p>The Fire Office is also involved in the permit examination process. The application must be amended when any changes are made after the building permit is obtained. In addition, a change permit must be obtained prior to final inspection by local authorities.</p> <p>After the falsification of structural calculation of buildings by former Architect Aneha became public knowledge in November 2005, many Japanese local authorities and private inspection companies have had to spend extra time checking structural design documents in new applications. This situation is still very much true in many parts of Japan. There is also a spill-over effect on site inspections by privatized control institutions, and it is likely that the Japanese government will introduce more frequent and thorough inspection procedures in building construction in the near future. Building permit review and approval procedures became very stringent since the new Building regulation as of June 20, 2007. As of June 2007 any project exceeding 1,000 sq. m. will require a peer review process by an independent authorized structural engineer/agency. The engineers are generally hired by the Building Department to undertake this review. However, the amount of work and backlog on one hand and the number of available professionals on the other hand willing to work extra hours on the weekends has caused delays. The peer review may take about 30 days in addition to the 50 days of building permit review period. In simpler cases the process may take on average 70 days.</p> <p><i>Agency: Japan Building Center</i></p>		
4	<p>* Request and obtain workmen's compensation insurance proof from Labor Control Office</p> <p>The Labor Control Office verifies worker compensation insurance for all companies annually. No cost is incurred for obtaining confirmation. Once a contractor obtains confirmation and insurance, it is valid for one year for any project of the contractor's company. Application for worker compensation insurance is made with the local labor control office. The applicant must comply with the registration criteria. A worker compensation insurance fee must be paid within 50 days after the application is filed. Worker compensation insurance is valid for a year, and it must be extended every year between April 1 and May 20. The insurance cost is 2.05% of the company's total personnel costs (1.25% paid by employer, 0.8% paid by employee).</p> <p><i>Agency: Labor Control Office</i></p>	60 days	no charge
5	<p>Purchase and post statutory construction notice sign board</p> <p>The construction notice sign board should include the following information:</p> <ul style="list-style-type: none"> • Construction company registry certificate number • Proof of worker compensation insurance • Building permit number • Name of client, designer, contractor, project name, address, the person in charge, etc. 	1 day	JPY 50,000

No.	Procedure	Time to complete	Cost to complete
	<i>Agency: Local Authority</i>		
6	<p>Submit construction method plan to local authority and obtain approval</p> <p>The construction method plan is submitted to the local authority for a crosscheck with the project drawings and to fill out the necessary application form.</p> <p><i>Agency: Local Authority</i></p>	7 days	no charge
7	<p>Submit project safety and health and resources recycling plan to local authority and obtain approval</p> <p>The design drawings, construction schedule, method statement, and building permit are required for this application. The application must be submitted 7 days before construction work starts.</p> <p><i>Agency: Local Authority</i></p>	7 days	no charge
8	<p>Receive intermediate inspection by Japan Building Center and obtain permit</p> <p>The Japan Building Center (a privatized building control institution) and the Fire Office inspect structural conditions and conduct new building position surveys when the construction is half-completed. The inspection usually takes one day and construction work can continue if there are no serious irregularities. However, if there are any mistakes, construction work is suspended until proper measures are taken. An intermediate building permit is issued within 2 to 3 weeks.</p> <p><i>Agency: Japan Building Center</i></p>	24 days	JPY 211,000
9	<p>Request and receive connection to water and sewage services</p> <p>The installation cost is included in water and sewerage charges.</p> <p><i>Agency: Tokyo Water Company</i></p>	21 days	no charge
10	<p>Request and receive final inspection from Japan Building Center</p> <p>BuildCo requests the inspection. After the completion of the inspection, the certificate is issued within 3 business days. If there are any outstanding issues pointed out by inspectors, remedial work must be completed and the building re-inspected before the completion certificate is issued.</p> <p>The completion certificate is required to start occupying and using the</p>	7 days	JPY 220,000

No.	Procedure	Time to complete	Cost to complete
	<p>building. This certificate is distinct from the land and building registration with the local authorities, and can be issued by the local authorities or by any of the authorized institutions at a very similar cost.</p> <p><i>Agency: Japan Building Center</i></p>		
11	<p>Obtain completion certificate</p> <p><i>Agency: Japan Building Center</i></p>	18 days	no charge
12	<p>Register the building with the Land and Building Registry</p> <p>The building registration involves two steps. First, the description of the building should be registered (usually through a notary public). This part cannot be done by BuildCo or its lawyer. No formal registration cost is required.</p> <p>Second, proof of building ownership should be registered. It takes about 10 to 14 days for the registration to be completed. The cost of proof of building ownership registration varies depending on the value of the building (0.2% of the building's taxable value).</p> <p><i>Agency: Land and Building Registry</i></p>	12 days	JPY 389,275

* Takes place simultaneously with another procedure.

Note: Online procedures account for 0.5 days in the total time calculation.

Source: Doing Business database.

Summary of time, cost and procedures for dealing with construction permits in Japan - Osaka

No.	Procedure	Time to complete	Cost to complete
1	<p>Hold initial consultation with local authority</p> <p>BuildCo must have clearance at the initial consultation phase with at least 14 different departments at the prefecture level. Due to stricter requirements of compliance with construction regulations, the process now takes around 24 days. The purpose of this consultation is to avoid the risk of resubmitting the application for the actual building permit which if submitted wrongly, or some parts require alteration, the process can take another 2 -- 3 months. Closer scrutiny is paid to the structural component of the drawings and plans. The rules require an engineer to resubmit an entire construction plan, even to change a peg or location of windows.</p> <p><i>Agency: Local Authority</i></p>	24 days	no charge

No.	Procedure	Time to complete	Cost to complete
2	<p>* Obtain consent of neighborhood</p> <p>Obtaining neighborhood consent can be carried out simultaneously with the previous procedure. The initial step is to post a sign with specific information about the planned construction on the plot. Thereafter, BuildCo must obtain the endorsement of all neighbors (companies) stating that they do not object to the construction of the warehouse.</p> <p><i>Agency: Local Authority</i></p>	30 days	no charge
3	<p>Obtain building permit from Japan Building Center</p> <p>After the initial consultation with the local authority, BuildCo must submit a building permit application. The local authority examines the application and issues the building permit.</p> <p><i>Agency: General Building Research Corporation</i></p>	70 days	JPY 225,000
4	<p>* Request and obtain workmen's compensation insurance proof from Labor Control Office</p> <p>The Labor Control Office verifies worker compensation insurance for all companies annually. No cost is incurred for obtaining confirmation. Once a contractor obtains confirmation and insurance, it is valid for one year for any project of the contractor's company. Application for worker compensation insurance is made with the local labor control office. The applicant must comply with the registration criteria. A worker compensation insurance fee must be paid within 50 days after the application is filed. Worker compensation insurance is valid for a year, and it must be extended every year between April 1 and May 20. The insurance cost is 2.05% of the company's total personnel costs (1.25% paid by employer, 0.8% paid by employee).</p> <p><i>Agency: Labor Control Office</i></p>	60 days	no charge
5	<p>Purchase and post statutory construction notice sign board</p> <p>Article 89 of the Building Standard Law stipulates that the Contractor must post a sign board on the construction site indicating the names or trade names of the building owner, designer, executor of construction work and field manager and the construction permit number. This sign board notice must be easily visible at all time. The government agency may check the erected sign boards when construction works started.</p> <p><i>Agency: Local Authority</i></p>	1 day	JPY 50,000

No.	Procedure	Time to complete	Cost to complete
6	<p>Submit construction method plan to local authority and obtain approval</p> <p>The construction method plan is submitted to the local authority for a crosscheck with the project drawings and to fill out the necessary application form.</p> <p><i>Agency: Local Authority</i></p>	7 days	no charge
7	<p>Submit project safety and health and resources recycling plan to local authority and obtain approval</p> <p>The design drawings, construction schedule, method statement, and building permit are required for this application. The application must be submitted 7 days before construction work starts.</p> <p><i>Agency: Local Authority</i></p>	7 days	no charge
8	<p>Receive intermediate inspection by Japan Building Center and obtain permit</p> <p>The Japan Building Center (a privatized building control institution) and the Fire Office inspect structural conditions and conduct new building position surveys when the construction is half-completed. The inspection usually takes one day and construction work can continue if there are no serious irregularities. However, if there are any mistakes, construction work is suspended until proper measures are taken. An intermediate building permit is issued within 2 to 3 weeks.</p> <p><i>Agency: Japan Building Center</i></p>	24 days	JPY 211,000
9	<p>Request and receive connection to water and sewage services</p> <p>The installation cost is included in water and sewerage charges.</p> <p><i>Agency: Osaka City Water</i></p>	21 days	no charge
10	<p>Request and receive final inspection from Japan Building Center</p> <p>BuildCo requests the inspection. After the completion of the inspection, the certificate is issued within 3 business days. If there are any outstanding issues pointed out by inspectors, remedial work must be completed and the building re-inspected before the completion certificate is issued.</p> <p>The completion certificate is required to start occupying and using the building. This certificate is distinct from the land and building registration with the local authorities, and can be issued by the local authorities or by any of the authorized institutions at a very similar cost.</p> <p><i>Agency: Japan Building Center</i></p>	7 days	JPY 220,000

No.	Procedure	Time to complete	Cost to complete
11	<p>Obtain completion certificate</p> <p><i>Agency: Japan Building Center</i></p>	18 days	no charge
12	<p>Register the building with the Land and Building Registry</p> <p>The building registration involves two steps. First, the description of the building should be registered (usually through a notary public). This part cannot be done by BuildCo or its lawyer. No formal registration cost is required.</p> <p>Second, proof of building ownership should be registered. It takes about 10 to 14 days for the registration to be completed. The cost of proof of building ownership registration varies depending on the value of the building (0.2% of the building's taxable value).</p> <p><i>Agency: Land and Building Registry</i></p>	12 days	JPY 389,275

* Takes place simultaneously with another procedure.

Note: Online procedures account for 0.5 days in the total time calculation.

Source: Doing Business database.

GETTING ELECTRICITY

Access to reliable and affordable electricity is vital for businesses. To counter weak electricity supply, many firms in developing economies have to rely on self-supply, often at a prohibitively high cost. Whether electricity is reliably available or not, the first step for a customer is always to gain access by obtaining a connection.

What do the indicators cover?

Doing Business records all procedures required for a local business to obtain a permanent electricity connection and supply for a standardized warehouse, as well as the time and cost to complete them. These procedures include applications and contracts with electricity utilities, clearances from other agencies and the external and final connection works. The ranking of economies on the ease of getting electricity is determined by sorting their distance to frontier scores for getting electricity. These scores are the simple average of the distance to frontier scores for each of the component indicators. To make the data comparable across economies, several assumptions are used.

The warehouse:

- Is owned by a local entrepreneur, located in the economy's largest business city, in an area where other warehouses are located. For the 11 economies with a population of more than 100 million, data for a second city have been added.
- Is not in a special economic zone where the connection would be eligible for subsidization or faster service.
- Is located in an area with no physical constraints (ie. property not near a railway).
- Is a new construction being connected to electricity for the first time.
- Is 2 stories, both above ground, with a total surface of about 1,300.6 square meters (14,000 square feet), is built on a plot of 929 square meters (10,000 square feet), is used for storage of refrigerated goods

The electricity connection:

- Is 150 meters long and is a 3-phase, 4-wire Y, 140-kilovolt-ampere (kVA) (subscribed capacity) connection.

WHAT THE GETTING ELECTRICITY INDICATORS MEASURE

Procedures to obtain an electricity connection (number)

- Submitting all relevant documents and obtaining all necessary clearances and permits
- Completing all required notifications and receiving all necessary inspections
- Obtaining external installation works and possibly purchasing material for these works
- Concluding any necessary supply contract and obtaining final supply

Time required to complete each procedure (calendar days)

- Is at least 1 calendar day
- Each procedure starts on a separate day
- Does not include time spent gathering information
- Reflects the time spent in practice, with little follow-up and no prior contact with officials

Cost required to complete each procedure (% of income per capita)

- Official costs only, no bribes
- Excludes value added tax
- Is to either the low-voltage or the medium-voltage distribution network and either overhead or underground, whichever is more common in the area where the warehouse is located. Included only negligible length in the customer's private domain.
- Requires crossing of a 10-meter road but all the works are carried out in a public land, so there is no crossing into other people's private property.
- Involves installing one electricity meter. The monthly electricity consumption will be 26880 kilowatt hour (kWh). The internal electrical wiring has been completed.

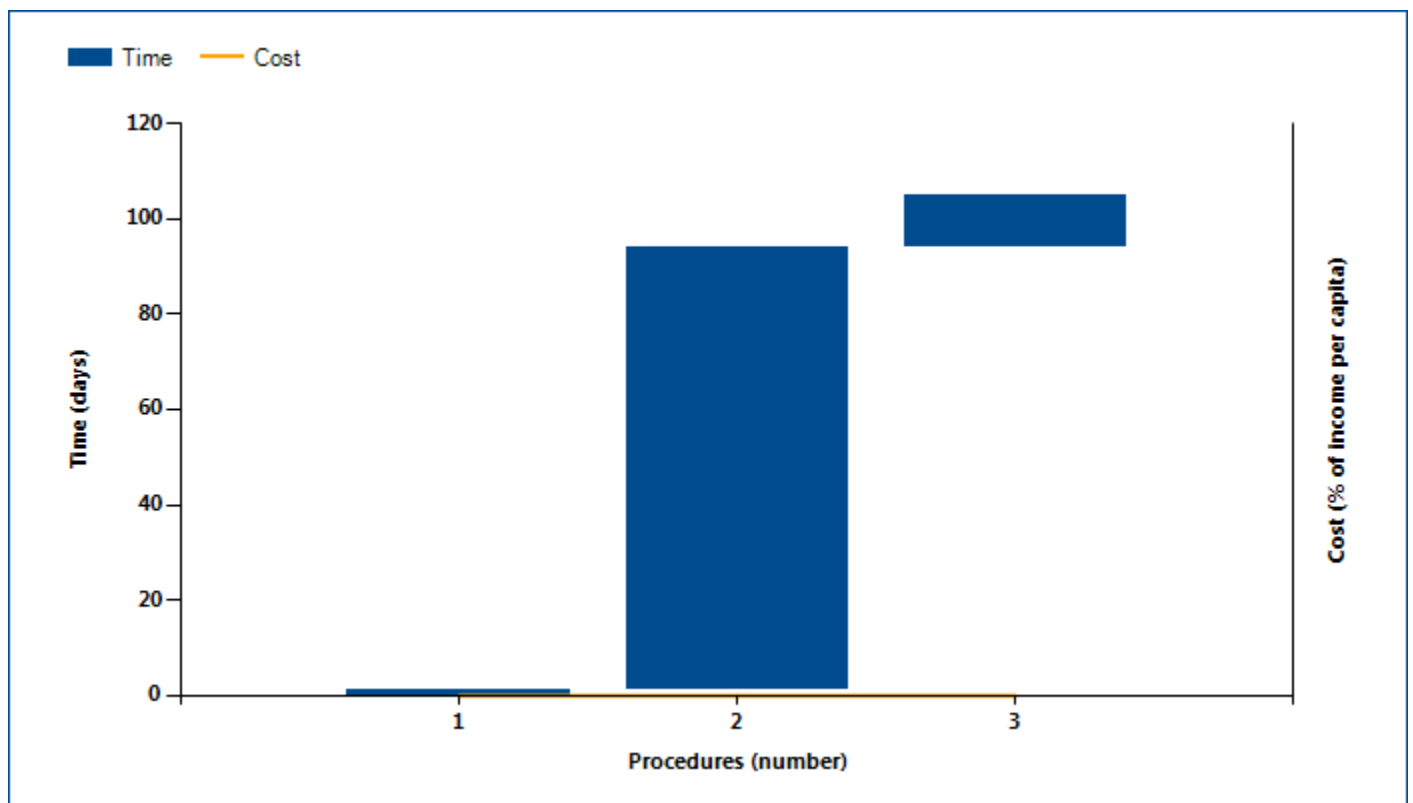
GETTING ELECTRICITY

Where does the economy stand today?

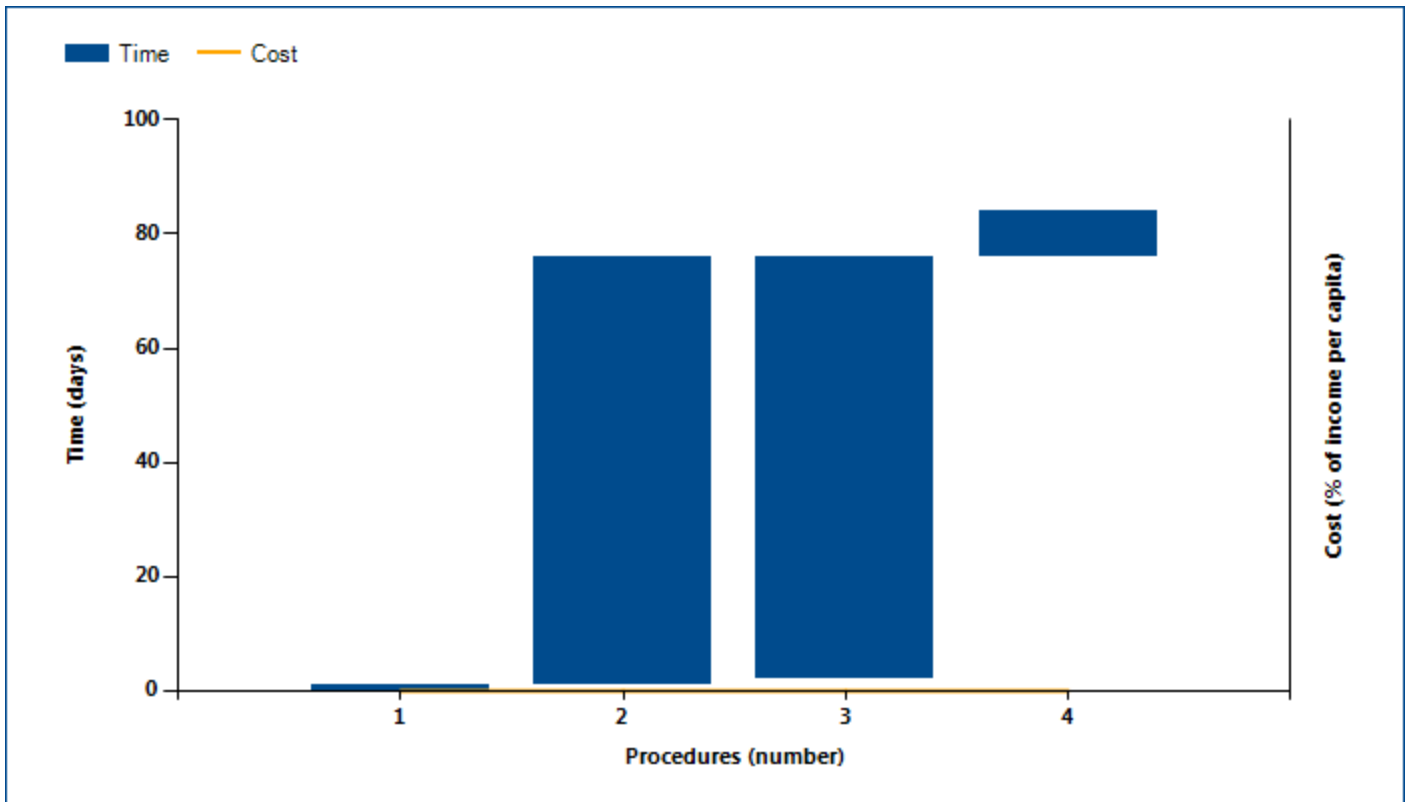
What does it take to obtain a new electricity connection in Japan? According to data collected by *Doing Business*, getting electricity there requires 3.4 procedures, takes 97.7 days and costs 0.0% of income per capita (figure 4.1).

Most indicator sets refer to a case scenario in the largest business city of an economy, except for 11 economies for which the data are a population-weighted average of the 2 largest business cities. See the chapter on distance to frontier and ease of doing business ranking at the end of this profile for more details.

Figure 4.1 What it takes to obtain an electricity connection in Japan - Tokyo



What it takes to obtain an electricity connection in Japan - Osaka



Note: Time shown in the figure above may not reflect simultaneity of procedures. For more information on the methodology of the getting electricity indicators, see the *Doing Business* website (<http://www.doingbusiness.org>). For details on the procedures reflected here, see the summary at the end of this chapter.

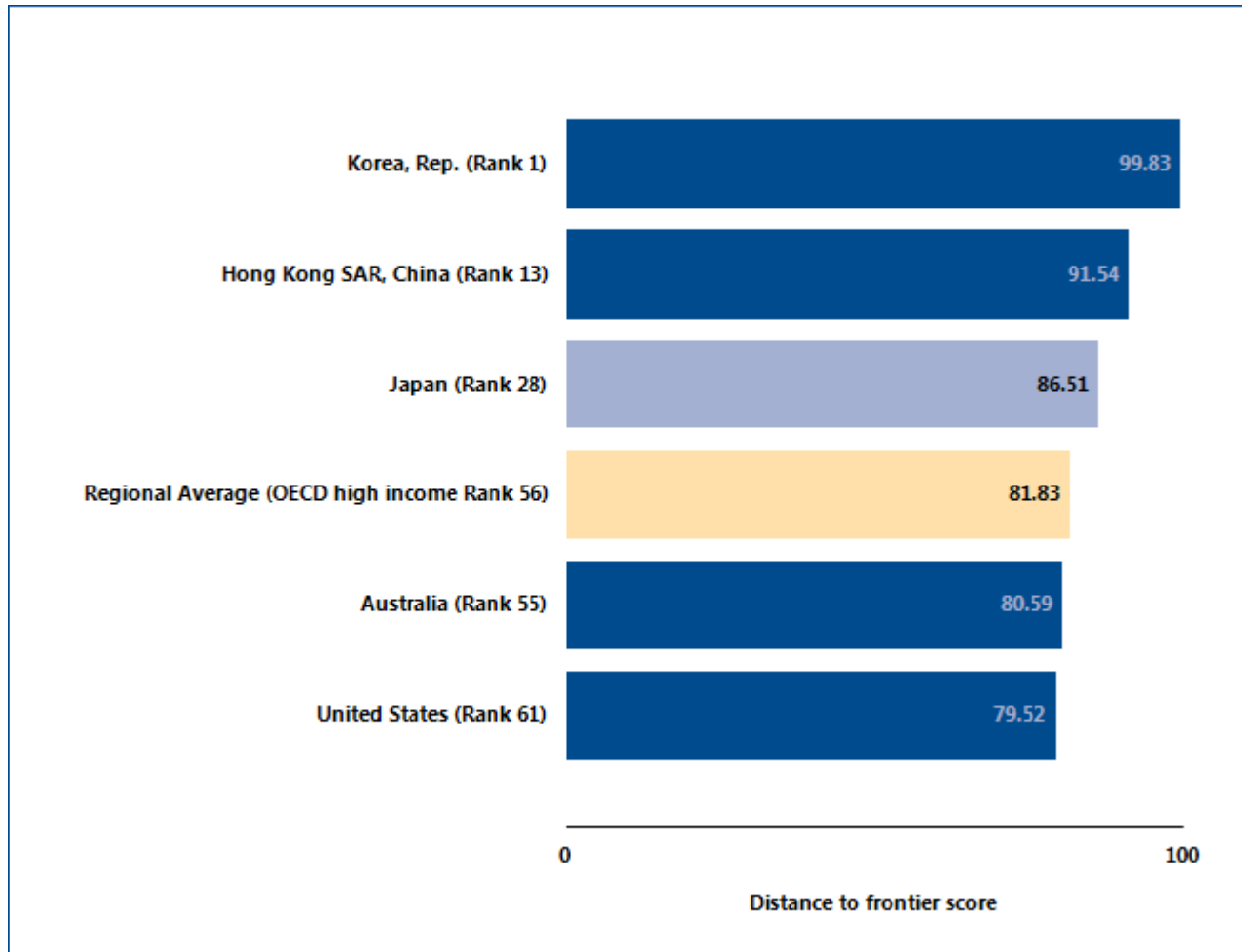
Source: *Doing Business* database.

GETTING ELECTRICITY

Globally, Japan stands at 28 in the ranking of 189 economies on the ease of getting electricity (figure 4.2). The rankings for comparator economies and the regional

average ranking provide another perspective in assessing how easy it is for an entrepreneur in Japan to connect a warehouse to electricity.

Figure 4.2 How Japan and comparator economies rank on the ease of getting electricity



Source: Doing Business database.

GETTING ELECTRICITY

What are the details?

The indicators reported here for Japan are based on a set of specific procedures—the steps that an entrepreneur must complete to get a warehouse connected to electricity by the local distribution utility—identified by *Doing Business*. Data are collected from the distribution utility, then completed and verified by electricity regulatory agencies and independent professionals such as electrical engineers, electrical contractors and construction companies. The electricity distribution utility surveyed is the one serving the area (or areas) in which warehouses are located. If there is a choice of distribution utilities, the one serving the largest number of customers is selected.

OBTAINING AN ELECTRICITY CONNECTION

Name of utility - Osaka:	The Kansai Electric Power Co., INC.- KEPCO
Name of utility - Tokyo:	Tokyo Electric Power Company (TEPCO)
City:	Tokyo, Osaka

The procedures are those that apply to a warehouse and electricity connection matching the standard assumptions used by *Doing Business* in collecting the data (see the section in this chapter on what the indicators cover). The procedures, along with the associated time and cost, are summarized below.

Table 4.2 Summary of time, cost and procedures for getting electricity in Japan - Tokyo

No.	Procedure	Time to complete	Cost to complete
1	<p>Obtain discussion with Tepco on the actual construction date and effective date of contract</p> <p>A discussion between the customer and TEPCO to decide on the actual construction date and the effective date of the contract takes place. The design team of the warehouse project will initially have a discussion with TEPCO regarding the project outline, construction period and basic requirements for power supply and connection.</p> <p><i>Agency: Tepco</i></p>	1 calendar day	JPY 0
2	<p>Submit application at Tepco and await start of external connection works</p> <p>Required documents for the application are single-line diagram, a layout of premise, harmonic calculation documents and application form. There is no external inspection. As there is no inspection of the internal wiring, TEPCO is asking the customer for the necessary information regarding the licensed electrician who did the internal wiring. Japanese laws require every owner/user to hire a licensed electrician to install the wiring. The information is submitted on the formatted application document and contains the name, license number and contact information of the electrician. There is no notarization needed for the documents, however the signature of the customer needs to be on the documents when applying online. The contractor building the warehouse</p>	93 calendar days	JPY 0

No.	Procedure	Time to complete	Cost to complete
	<p>will usually make an application for power supply and connection several months before the required date of the connection to allow TEPCO sufficient time to survey the proposed area in terms of electricity supply route and capacity required for the specific building. If the electricity main supply is not suitable, TEPCO will carry out necessary infrastructure work to provide the required utility services. There is usually no estimate prior to the determination of the actual contract start date. There is no connection fee: In case of overhead wiring, up to 1000 meters long, construction work does not require any financial responsibility by the customer.</p> <p><i>Agency: Tepco</i></p>		
3	<p>TEPCO carries out connection works and installation of meter</p> <p>With this class of customer TEPCO provides electricity on high-voltage (6600V) power line. On the primary side, TEPCO builds an aerial high-voltage service wire with some related equipments such as pole-mounted switches, and on the secondary side of the transformer (usually 200V) it installs a meter at a specified location and connects it to the internal wiring system. TEPCO usually executes the external wiring construction and meter installation at the same time. All the material is provided by TEPCO.</p> <p><i>Agency: Tepco</i></p>	11 calendar days	JPY 0

* Takes place simultaneously with another procedure.

Source: Doing Business database.

Summary of time, cost and procedures for getting electricity in Japan - Osaka

No.	Procedure	Time to complete	Cost to complete
1	<p>Obtain discussion with Kepco on the actual construction date and effective date of contract</p> <p>The date of the external connection works start will be decided through the consultation between the customer and the electric power company when the customer applied to the electric power company. The internal wiring need to be done before the external connection works starts. In this discussion, issues regarding the project outline, construction period and basic requirements for power supply and connection will be discussed.</p> <p><i>Agency: Kepco</i></p>	1 calendar day	JPY 0

No.	Procedure	Time to complete	Cost to complete
2	<p>Submit application at Kepco and await start of external connection works</p> <p>The application is submitted in person. Required documents for the application are single-line diagram, a lay-out of premise, harmonic calculation documents and application form. There is no external inspection. As there is no inspection of the internal wiring, KEPCO is asking the customer for the necessary information regarding the licensed electrician who did the internal wiring. Japanese laws require every owner/user to hire a licensed electrician to install the wiring. The information is submitted on the formatted application document and contains the name, license number and contact information of the electrician. There is no notarization needed for the documents, however the signature of the customer needs to be on the documents when applying online. The contractor building the warehouse will usually make an application for power supply and connection several months before the required date of the connection to allow KEPCO sufficient time to survey the proposed area in terms of electricity supply route and capacity required for the specific building. If the electricity main supply is not suitable, KEPCO will carry out necessary infrastructure work to provide the required utility services. There is usually no estimate prior to the determination of the actual contract start date. There is no connection fee.</p> <p><i>Agency: Kepco</i></p>	75 calendar days	JPY 0
3	<p>* Kepco conducts an external site inspection necessary for preparation of a technical study</p> <p>The utility visits the location of the building and conducts external site inspection necessary for preparation of technical study. It is necessary that the customer is present on the plot during this inspection.</p> <p><i>Agency: Kepco</i></p>	1 calendar day	JPY 0
4	<p>Kepco carries out connection works and installation of meter</p> <p>With this class of customer KEPCO provides electricity on high-voltage (6600V) power line. On the primary side, KEPCO builds an aerial high-voltage service wire with some related equipment such as pole-mounted switches, and on the secondary side of the transformer (usually 200V) it installs a meter at a specified location and connects it to the internal wiring system. KEPCO usually executes the external wiring construction and meter installation at the same time. All the material is provided by KEPCO free of charge because all costs are included in consumption charges.</p> <p><i>Agency: Kepco</i></p>	8 calendar days	JPY 0

No.	Procedure	Time to complete	Cost to complete

* Takes place simultaneously with another procedure.

Source: *Doing Business* database.

REGISTERING PROPERTY

Ensuring formal property rights is fundamental. Effective administration of land is part of that. If formal property transfer is too costly or complicated, formal titles might go informal again. And where property is informal or poorly administered, it has little chance of being accepted as collateral for loans—limiting access to finance.

What do the indicators cover?

Doing Business records the full sequence of procedures necessary for a business to purchase property from another business and transfer the property title to the buyer's name. The transaction is considered complete when it is opposable to third parties and when the buyer can use the property, use it as collateral for a bank loan or resell it. The ranking of economies on the ease of registering property is determined by sorting their distance to frontier scores for registering property. These scores are the simple average of the distance to frontier scores for each of the component indicators. To make the data comparable across economies, several assumptions about the parties to the transaction, the property and the procedures are used.

The parties (buyer and seller):

- Are limited liability companies, 100% domestically and privately owned and perform general commercial activities.
- Are located in the economy's largest business city².
- Have 50 employees each, all of whom are nationals.

The property (fully owned by the seller):

- Has a value of 50 times income per capita. The sale price equals the value.
- Is registered in the land registry or cadastre, or both, and is free of title disputes.
- Property will be transferred in its entirety.

WHAT THE REGISTERING PROPERTY INDICATORS MEASURE

Procedures to legally transfer title on immovable property (number)

Preregistration (for example, checking for liens, notarizing sales agreement, paying property transfer taxes)

Registration in the economy's largest business city²

Postregistration (for example, filing title with the municipality)

Time required to complete each procedure (calendar days)

Does not include time spent gathering information

Each procedure starts on a separate day. Procedures that can be fully completed online are recorded as ½ day.

Procedure considered completed once final document is received

No prior contact with officials

Cost required to complete each procedure (% of property value)

Official costs only, no bribes

No value added or capital gains taxes included

- Is located in a periurban commercial zone, and no rezoning is required.
- Has no mortgages attached, has been under the same ownership for the past 10 years.
- Consists of 557.4 square meters (6,000 square feet) of land and a 10-year-old, 2-story warehouse of 929 square meters (10,000 square feet). The warehouse is in good condition and complies with all safety standards, building codes and legal requirements. There is no heating system.

² For the 11 economies with a population of more than 100 million, data for a second city have been added.

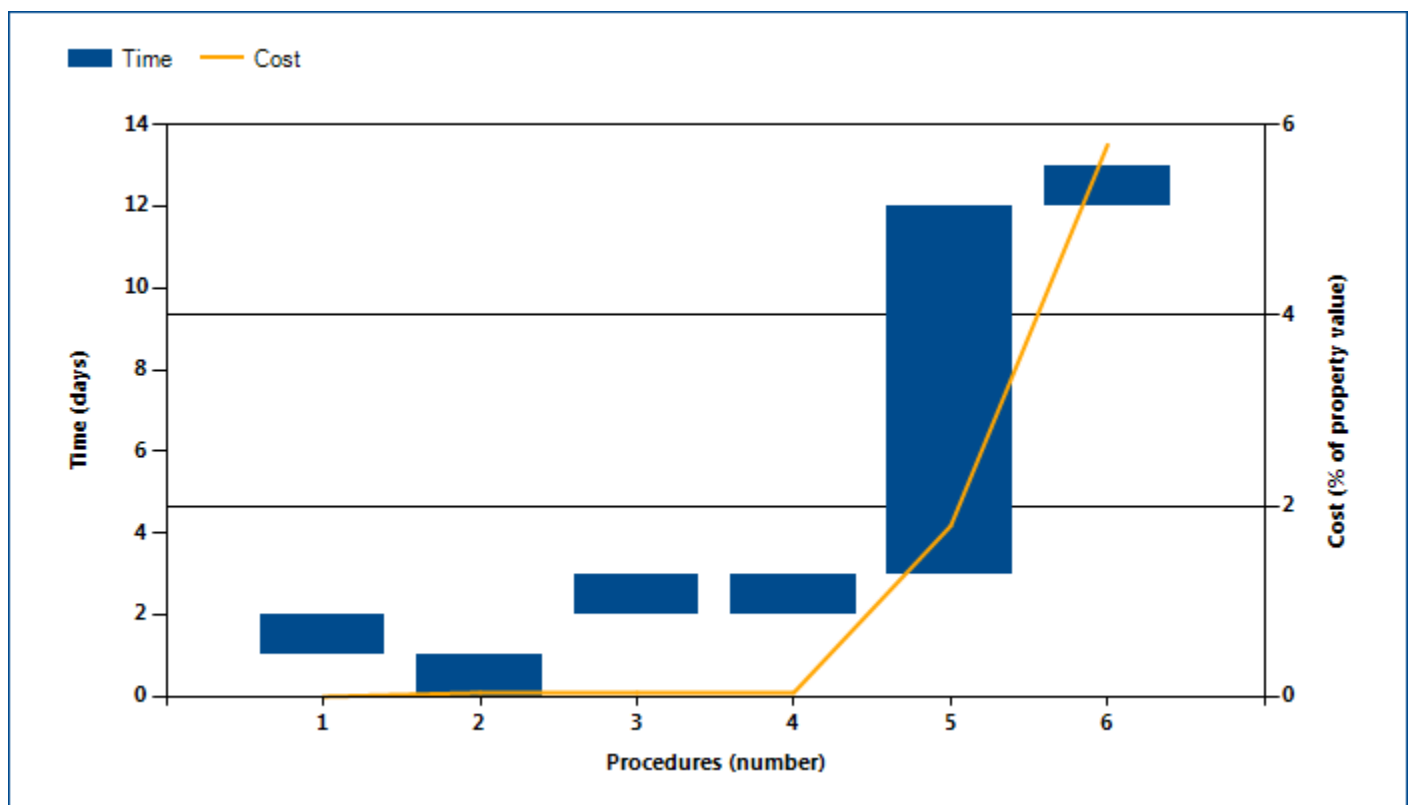
REGISTERING PROPERTY

Where does the economy stand today?

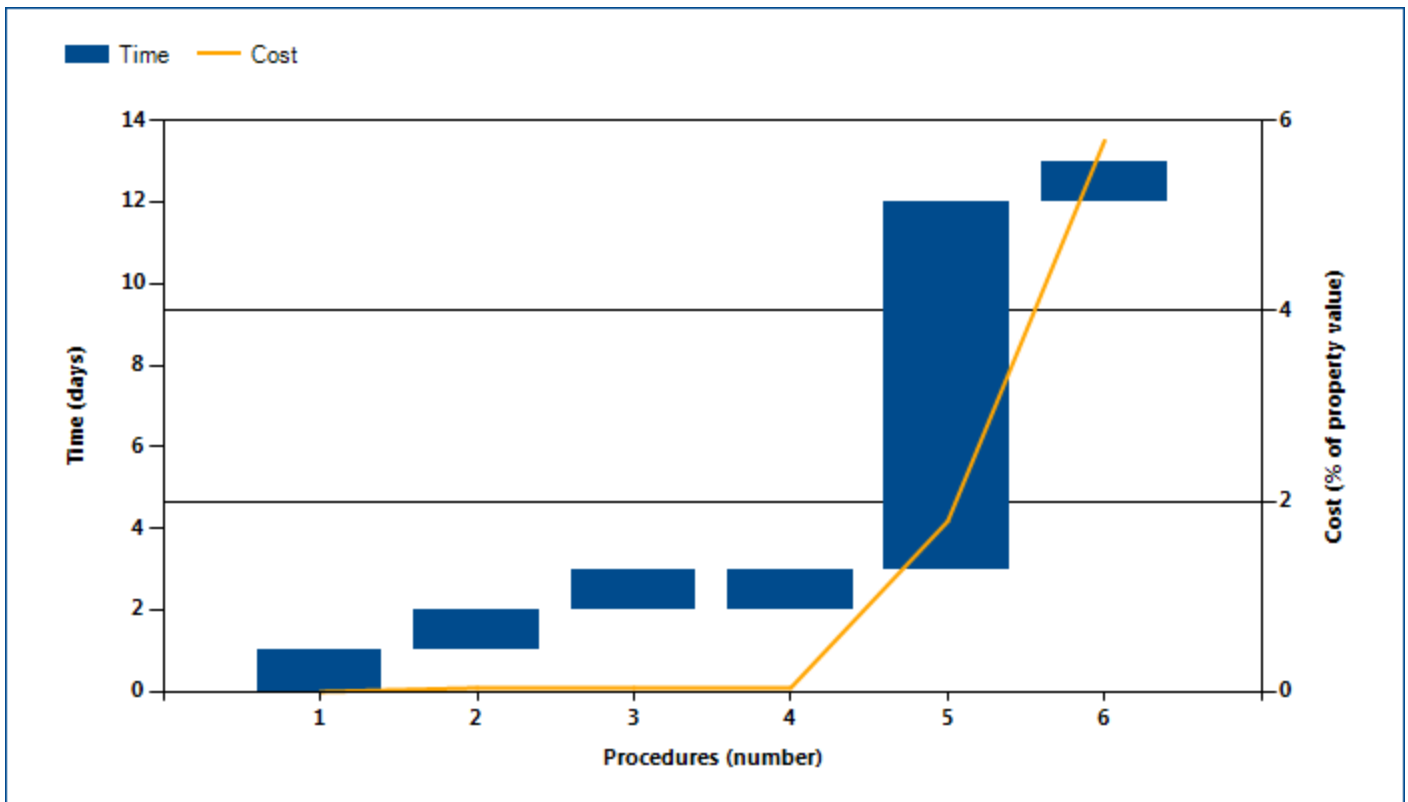
What does it take to complete a property transfer in Japan? According to data collected by *Doing Business*, registering property there requires 6.0 procedures, takes 13.0 days and costs 5.8% of the property value (figure 5.1).

Most indicator sets refer to a case scenario in the largest business city of an economy, except for 11 economies for which the data are a population-weighted average of the 2 largest business cities. See the chapter on distance to frontier and ease of doing business ranking at the end of this profile for more details.

Figure 5.1 What it takes to register property in Japan - Tokyo



What it takes to register property in Japan - Osaka



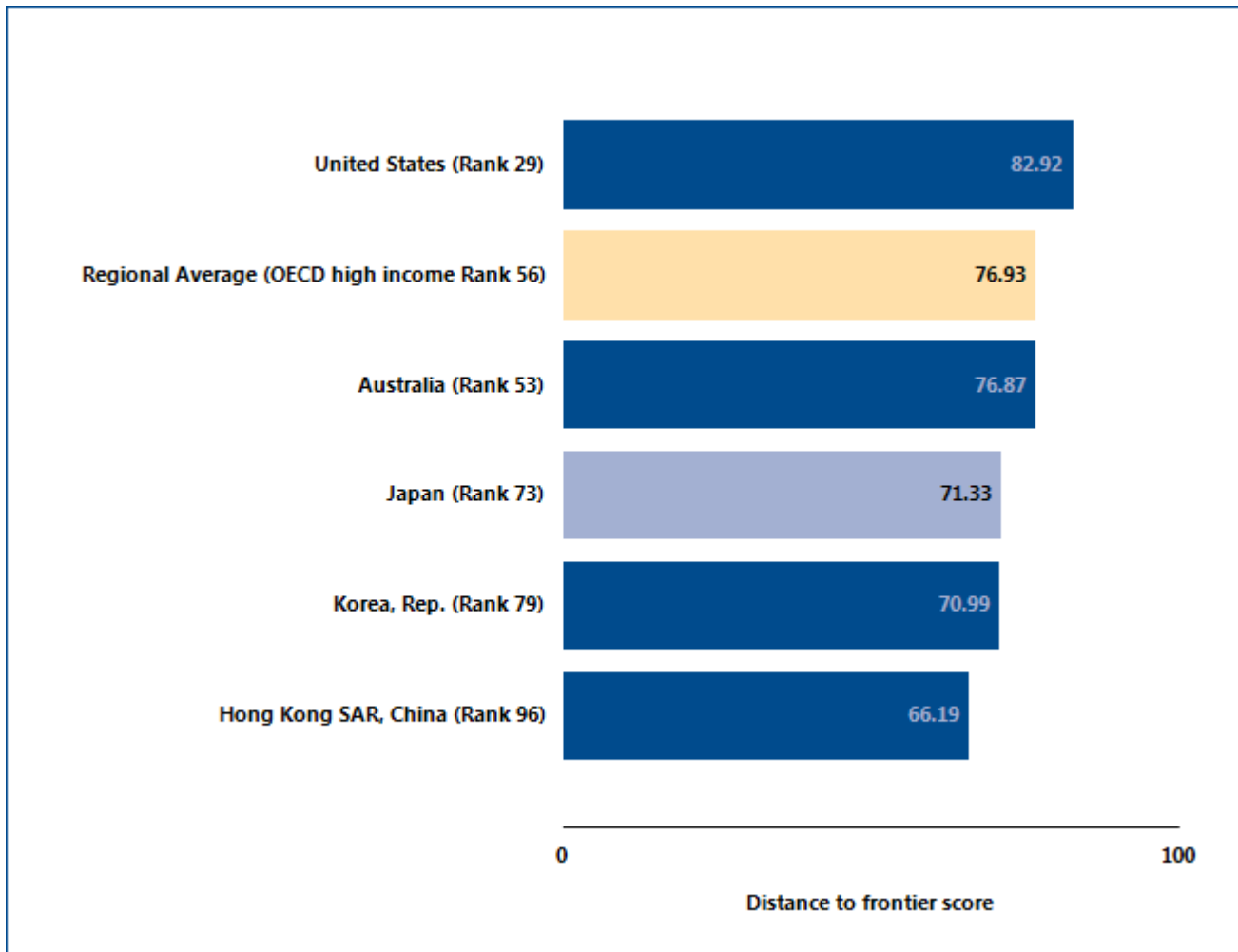
Note: Time shown in the figure above may not reflect simultaneity of procedures. Online procedures account for 0.5 days in the total time calculation. For more information on the methodology of the registering property indicators, see the *Doing Business* website (<http://www.doingbusiness.org>). For details on the procedures reflected here, see the summary at the end of this chapter. Source: *Doing Business* database.

REGISTERING PROPERTY

Globally, Japan stands at 73 in the ranking of 189 economies on the ease of registering property (figure 5.2). The rankings for comparator economies and the

regional average ranking provide other useful information for assessing how easy it is for an entrepreneur in Japan to transfer property.

Figure 5.2 How Japan and comparator economies rank on the ease of registering property



Source: Doing Business database.

REGISTERING PROPERTY

What are the details?

The indicators reported here are based on a set of specific procedures—the steps that a buyer and seller must complete to transfer the property to the buyer's name—identified by *Doing Business* through information collected from local property lawyers, notaries and property registries. These procedures are those that apply to a transaction matching the standard assumptions used by *Doing Business* in collecting the data (see the section in this chapter on what the indicators cover).

STANDARD PROPERTY TRANSFER

Property value: JPY 194,637,691

City: Tokyo, Osaka

The procedures, along with the associated time and cost, are summarized below.

Table 5.2 Summary of time, cost and procedures for registering property in Japan

No.	Procedure	Time to complete	Cost to complete
1	<p>The seller obtains a certificate of evaluation for fixed asset tax of the real property at a local tax office</p> <p>The seller must obtain a certificate of evaluation for fixed asset tax of the real property before the registration application. This should be obtained for the transaction because such certificate must show the most updated evaluation and will be used later to calculate taxes to be paid. It can be obtained from a relevant local tax office, which governs the relevant real estate. The cost of the issuance is JPY 400 for land and JPY 400 for building.</p> <p><i>Agency: Local Tax Office</i></p>	1 day (simultaneous with Procedures 2, 3 and 4)	JPY 400 for land + JPY 400 for building
2	<p>* Obtain stamps for stamp duty at a post office</p> <p>Stamps for stamp duty can be purchased at various places, such as post offices. Stamp is the sole official cost for execution of the sale agreement, if a written agreement is prepared. The preparation and execution of a written sale agreement is not necessary. Even an oral agreement is acceptable for transferring the title to the real estate, although usually a written agreement is prepared.</p> <p><i>Agency: Post Office</i></p>	1 day (simultaneous with Procedures 1, 3, and 4)	JPY 80,000
3	<p>* Obtain a corporate registry certificate</p> <p>The parties (as companies) must obtain a corporate registry certificate that must be issued within 3 months before the registration application. It can be obtained from a relevant registry office of a corporate registry at which the party is registered. The cost is JPY 600 per copy, JPY 480 if obtained online.</p>	Less than a day (online procedure and simultaneous with Procedures 1, 2, and 4)	JPY 600 each copy or JPY 480 each copy online

No.	Procedure	Time to complete	Cost to complete
	<i>Agency: Legal Affairs Bureau</i>		
4	<p>* Obtain a certificate of Seller's seal impression (inkan shomei)</p> <p>Seller must obtain a certificate of its seal impression for the seal used for execution of the registration documents, which must be issued within 3 months before the registration application. It can be obtained from the Legal Affairs Bureau (homukyoku).</p> <p><i>Agency: Legal Affairs Bureau</i></p>	Less than a day(online procedure and simultaneous with Procedures 1, 2, and 4)	JPY 450 each copy JPY 390 online
5	<p>File an application at the Legal Affairs Bureau</p> <p>The parties file an application for registration at the Legal Affairs Bureau. The Legal Affairs Bureau will register the title under the name of the new owner.</p> <p><i>Agency: Legal Affairs Bureau</i></p>	7 to 10 days	2% of building value + 1.5% of land value evaluated for fixed asset tax (registration and license tax)
6	<p>Payment of the real property acquisition tax</p> <p>This is a post-closing matter, the purchaser will receive the notice of the real property acquisition tax from the local tax office a few months after the registration. The real property acquisition tax must be paid at the local tax office.</p> <p><i>Agency: Local Tax Office</i></p>	1 day	4% of property price evaluated for fixed asset tax

* Takes place simultaneously with another procedure.

Note: Online procedures account for 0.5 days in the total time calculation.

Source: Doing Business database.

GETTING CREDIT

Two types of frameworks can facilitate access to credit and improve its allocation: credit information systems and borrowers and lenders in collateral and bankruptcy laws. Credit information systems enable lenders' rights to view a potential borrower's financial history (positive or negative)—valuable information to consider when assessing risk. And they permit borrowers to establish a good credit history that will allow easier access to credit. Sound collateral laws enable businesses to use their assets, especially movable property, as security to generate capital—while strong creditors' rights have been associated with higher ratios of private sector credit to GDP.

What do the indicators cover?

Doing Business assesses the sharing of credit information and the legal rights of borrowers and lenders with respect to secured transactions through 2 sets of indicators. The depth of credit information index measures rules and practices affecting the coverage, scope and accessibility of credit information available through a credit registry or a credit bureau. The strength of legal rights index measures whether certain features that facilitate lending exist within the applicable collateral and bankruptcy laws. *Doing Business* uses two case scenarios, Case A and Case B, to determine the scope of the secured transactions system, involving a secured borrower and a secured lender and examining legal restrictions on the use of movable collateral (for more details on each case, see the Data Notes section of the *Doing Business 2015* report). These scenarios assume that the borrower:

- Is a private limited liability company.
- Has its headquarters and only base of operations in the largest business city. For the 11 economies with a population of more than 100 million, data for a second city have been added.

WHAT THE GETTING CREDIT INDICATORS MEASURE

Strength of legal rights index (0–12)³

Rights of borrowers and lenders through collateral laws

Protection of secured creditors' rights through bankruptcy laws

Depth of credit information index (0–8)⁴

Scope and accessibility of credit information distributed by credit bureaus and credit registries

Credit bureau coverage (% of adults)

Number of individuals and firms listed in largest credit bureau as percentage of adult population

Credit registry coverage (% of adults)

Number of individuals and firms listed in credit registry as percentage of adult population

- Has up to 50 employees.
- Is 100% domestically owned, as is the lender.

The ranking of economies on the ease of getting credit is determined by sorting their distance to frontier scores for getting credit. These scores are the distance to frontier score for the strength of legal rights index and the depth of credit information index.

³ For the legal rights index, 2 new points are added in *Doing Business 2015* for new data collected to assess the overall legal framework for secured transactions and the functioning of the collateral registry.

⁴ For the credit information index, 2 new points are added in *Doing Business 2015* for new data collected on accessing borrowers' credit information online and availability of credit scores.

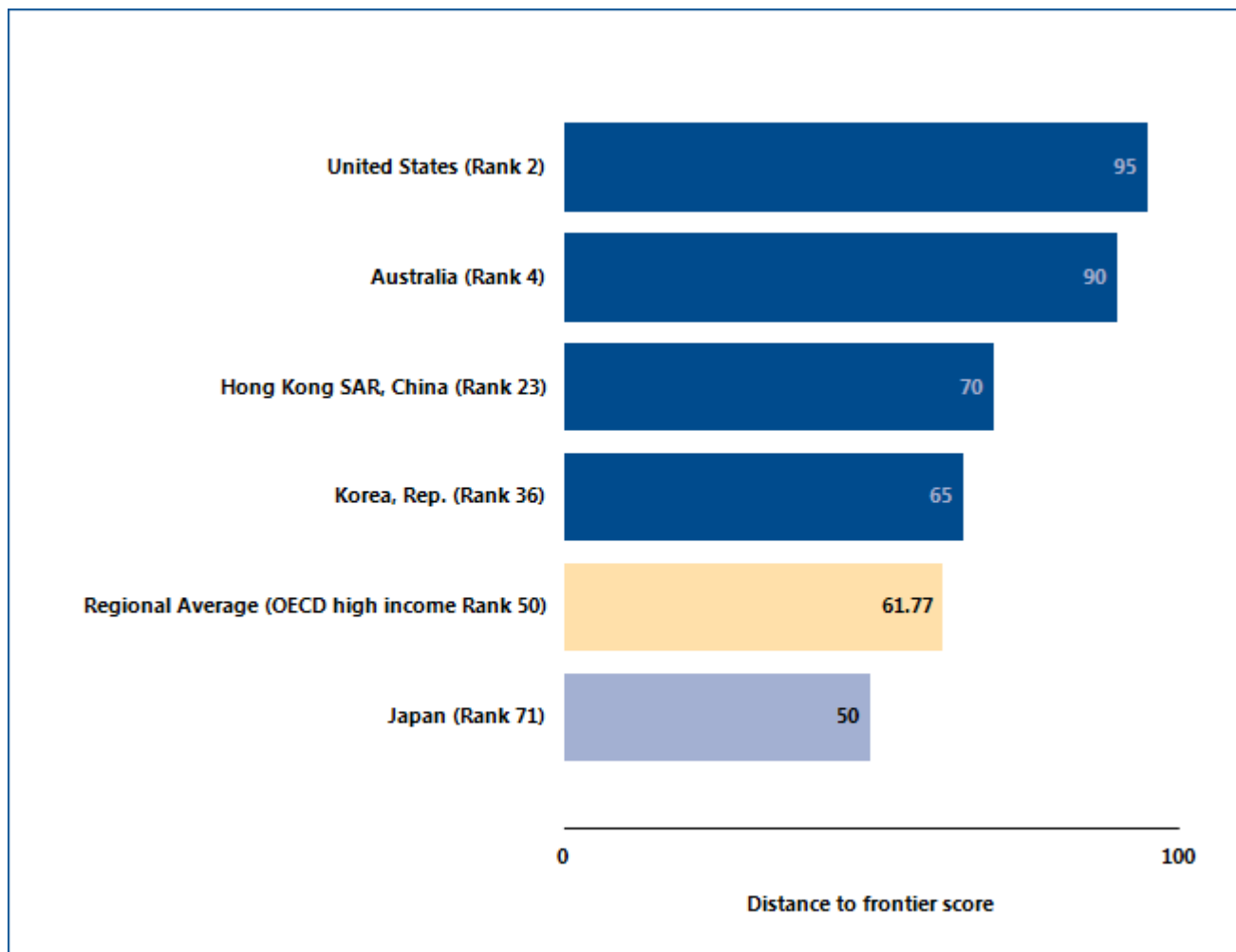
GETTING CREDIT

Where does the economy stand today?

How well do the credit information system and collateral and bankruptcy laws in Japan facilitate access to credit? The economy has a score of 6 on the depth of credit information index and a score of 4 on the strength of legal rights index (see the summary of scoring at the end of this chapter for details). Higher scores indicate more credit information and stronger legal rights for borrowers and lenders.

Globally, Japan stands at 71 in the ranking of 189 economies on the ease of getting credit (figure 6.1). The rankings for comparator economies and the regional average ranking provide other useful information for assessing how well regulations and institutions in Japan support lending and borrowing.

Figure 6.1 How Japan and comparator economies rank on the ease of getting credit



Source: Doing Business database.

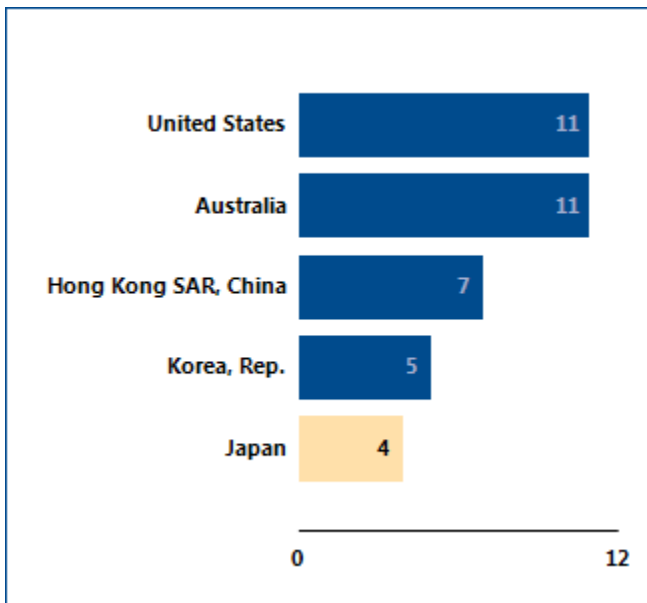
GETTING CREDIT

One way to put an economy’s score on the getting credit indicators into context is to see where the economy stands in the distribution of scores across economies. Figure 6.2 highlights the score on the strength of legal

rights index for Japan and shows the scores for comparator economies as well as the regional average score. Figure 6.3 shows the same for the depth of credit information index.

Figure 6.2 How strong are legal rights for borrowers and lenders?

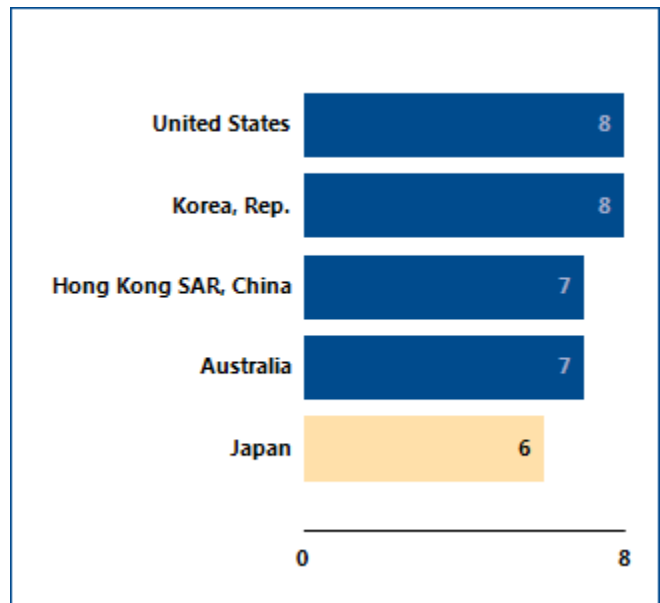
Economy scores on strength of legal rights index



Note: Higher scores indicate that collateral and bankruptcy laws are better designed to facilitate access to credit.
Source: Doing Business database.

Figure 6.3 How much credit information is shared—and how widely?

Economy scores on depth of credit information index



Note: Higher scores indicate the availability of more credit information, from either a credit registry or a credit bureau, to facilitate lending decisions. If the credit bureau or registry is not operational or covers less than 5% of the adult population, the total score on the depth of credit information index is 0.
Source: Doing Business database.

GETTING CREDIT

What are the details?

The getting credit indicators reported here for Japan are based on detailed information collected in that economy. The data on credit information sharing are collected through a survey of a credit registry and/or credit bureau (if one exists). To construct the depth of credit information index, a score of 1 is assigned for each of 8 features of the credit registry or credit bureau (see summary of scoring below).

The data on the legal rights of borrowers and lenders are gathered through a survey of financial lawyers and verified through analysis of laws and regulations as well as public sources of information on collateral and bankruptcy laws. For the strength of legal rights index, a score of 1 is assigned for each of 10 aspects related to legal rights in collateral law and 2 aspects in bankruptcy law.

Strength of legal rights index (0–12)	Tokyo Index score: 4	Osaka Index score: 4
Does an integrated or unified legal framework for secured transactions that extends to the creation, publicity and enforcement of functional equivalents to security interests in movable assets exist in the economy?	No	No
Does the law allow businesses to grant a non possessory security right in a single category of movable assets, without requiring a specific description of collateral?	Yes	Yes
Does the law allow businesses to grant a non possessory security right in substantially all of its assets, without requiring a specific description of collateral?	No	No
May a security right extend to future or after-acquired assets, and may it extend automatically to the products, proceeds or replacements of the original assets?	No	No
Is a general description of debts and obligations permitted in collateral agreements; can all types of debts and obligations be secured between parties; and can the collateral agreement include a maximum amount for which the assets are encumbered?	Yes	Yes
Is a collateral registry in operation for both incorporated and non-incorporated entities, that is unified geographically and by asset type, with an electronic database indexed by debtor's name?	No	No
Does a notice-based collateral registry exist in which all functional equivalents can be registered?	No	No
Does a modern collateral registry exist in which registrations, amendments, cancellations and searches can be performed online by any interested third party?	No	No
Are secured creditors paid first (i.e. before tax claims and employee claims) when a debtor defaults outside an insolvency procedure?	Yes	Yes

Strength of legal rights index (0–12)	Tokyo Index score: 4	Osaka Index score: 4
Are secured creditors paid first (i.e. before tax claims and employee claims) when a business is liquidated?	No	No
Are secured creditors subject to an automatic stay on enforcement when a debtor enters a court-supervised reorganization procedure? Does the law protect secured creditors' rights by providing clear grounds for relief from the stay and/or sets a time limit for it?	No	No
Does the law allow parties to agree on out of court enforcement at the time a security interest is created? Does the law allow the secured creditor to sell the collateral through public auction and private tender, as well as, for the secured creditor to keep the asset in satisfaction of the debt?	Yes	Yes

Depth of credit information index (0–8)	Credit bureau	Credit registry	Index score: 6
Are data on both firms and individuals distributed?	No	No	0
Are both positive and negative credit data distributed?	Yes	No	1
Are data from retailers or utility companies - in addition to data from banks and financial institutions - distributed?	Yes	No	1
Are at least 2 years of historical data distributed? (Credit bureaus and registries that distribute more than 10 years of negative data or erase data on defaults as soon as they are repaid obtain a score of 0 for this component.)	Yes	No	1
Are data on loan amounts below 1% of income per capita distributed?	Yes	No	1
By law, do borrowers have the right to access their data in the credit bureau or credit registry?	Yes	No	1
Can banks and financial institutions access borrowers' credit information online (for example, through an online platform, a system-to-system connection or both)?	Yes	No	1
Are bureau or registry credit scores offered as a value-added service to help banks and financial institutions assess the creditworthiness of borrowers?	No	No	0

Note: Prior to *Doing Business 2015*, the depth of credit information index covered only the first 6 features listed above. An economy receives a score of 1 if there is a "yes" to either bureau or registry. If the credit bureau or registry is not operational or covers less than 5% of the adult population, the total score on the depth of credit information index is 0.

Coverage	Credit bureau (% of adults)	Credit registry (% of adults)
Number of firms	0	0
Number of individuals	83,720,000	0
Percent of total	100.0	0.0

Source: *Doing Business* database.

PROTECTING MINORITY INVESTORS

Protecting minority investors matters for the ability of companies to raise the capital they need to grow, innovate, diversify and compete. Effective regulations define related-party transactions precisely, promote clear and efficient disclosure requirements, require shareholder participation in major decisions of the company and set detailed standards of accountability for company insiders.

What do the indicators cover?

Doing Business measures the protection of minority investors from conflicts of interest through one set of indicators and shareholders' rights in corporate governance through another. The ranking of economies on the strength of minority investor protections is determined by sorting their distance to frontier scores for protecting minority investors. These scores are the simple average of the distance to frontier scores for the extent of conflict of interest regulation index and the extent of shareholder governance index. To make the data comparable across economies, a case study uses several assumptions about the business and the transaction.

The business (Buyer):

- Is a publicly traded corporation listed on the economy's most important stock exchange (or at least a large private company with multiple shareholders).
- Has a board of directors and a chief executive officer (CEO) who may legally act on behalf of Buyer where permitted, even if this is not specifically required by law.

The transaction involves the following details:

- Mr. James, a director and the majority shareholder of the company, proposes that the company purchase used trucks from another company he owns.
- The price is higher than the going price for used trucks, but the transaction goes forward.
- All required approvals are obtained, and all required disclosures made, though the transaction is prejudicial to Buyer.
- Shareholders sue the interested parties and the members of the board of directors.

WHAT THE PROTECTING MINORITY INVESTORS INDICATORS MEASURE

Extent of disclosure index (0–10)

Review and approval requirements for related-party transactions ; Disclosure requirements for related-party transactions

Extent of director liability index (0–10)

Ability of minority shareholders to sue and hold interested directors liable for prejudicial related-party transactions; Available legal remedies (damages, disgorgement of profits, fines, imprisonment, rescission of the transaction)

Ease of shareholder suits index (0–10)

Access to internal corporate documents; Evidence obtainable during trial and allocation of legal expenses

Extent of conflict of interest regulation index (0–10)

Sum of the extent of disclosure, extent of director liability and ease of shareholder indices, divided by 3

Extent of shareholder rights index (0-10.5)

Shareholders' rights and role in major corporate decisions

Strength of governance structure index (0-10.5)

Governance safeguards protecting shareholders from undue board control and entrenchment

Extent of corporate transparency index (0-9)

Corporate transparency on ownership stakes, compensation, audits and financial prospects

Extent of shareholder governance index (0–10)

Sum of the extent of shareholders rights, strength of governance structure and extent of corporate transparency indices, divided by 3

Strength of investor protection index (0–10)

Simple average of the extent of conflict of interest regulation and extent of shareholder governance indices

PROTECTING MINORITY INVESTORS

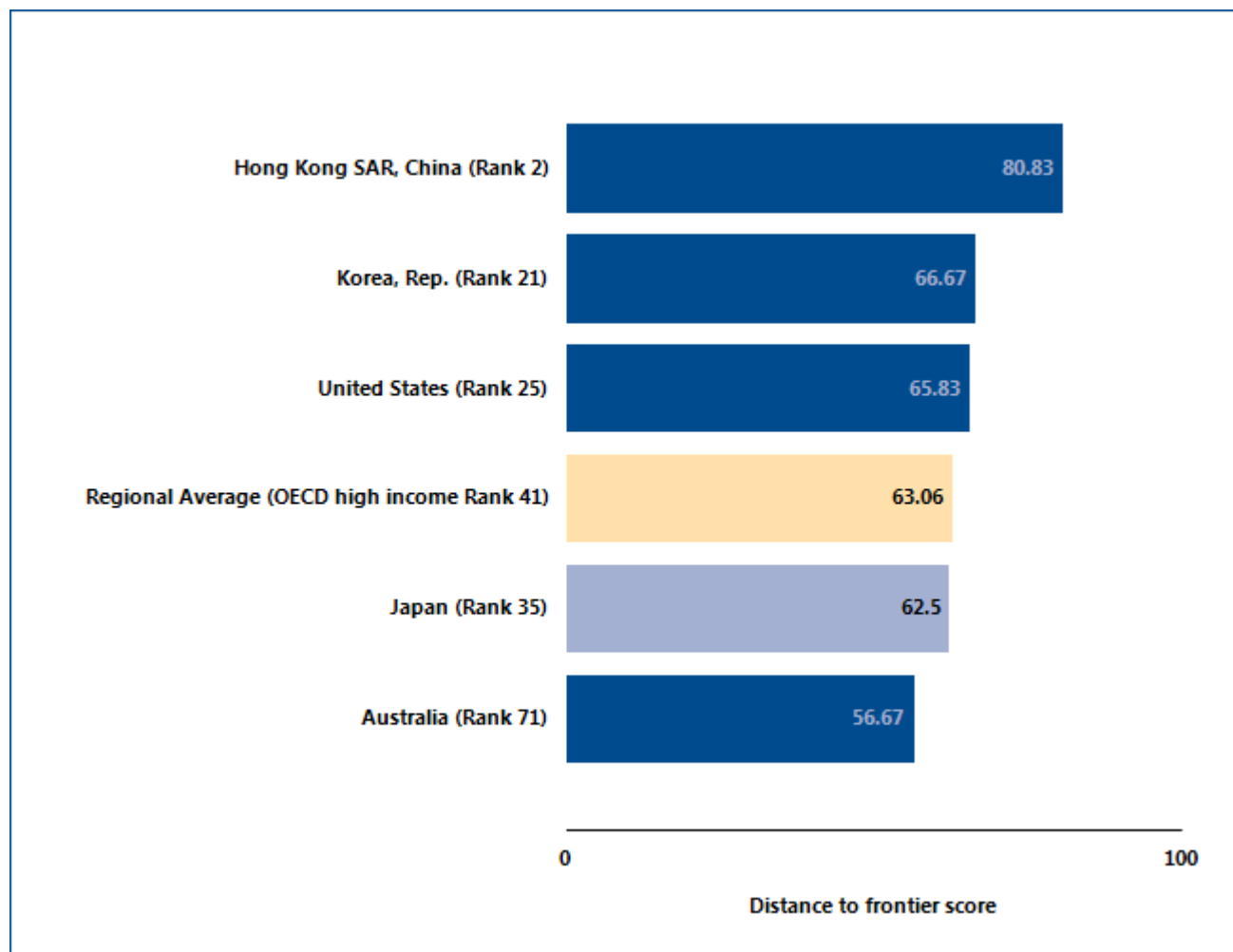
Where does the economy stand today?

How strong are minority investor protections against self-dealing in Japan? The economy has a score of 6.3 on the strength of minority investor protection index, with a higher score indicating stronger protections.

Globally, Japan stands at 35 in the ranking of 189 economies on the strength of minority investor

protection index (figure 7.1). While the indicator does not measure all aspects related to the protection of minority investors, a higher ranking does indicate that an economy's regulations offer stronger minority investor protections against self-dealing in the areas measured.

Figure 7.1 How Japan and comparator economies perform on the strength of minority investor protection index



Source: Doing Business database.

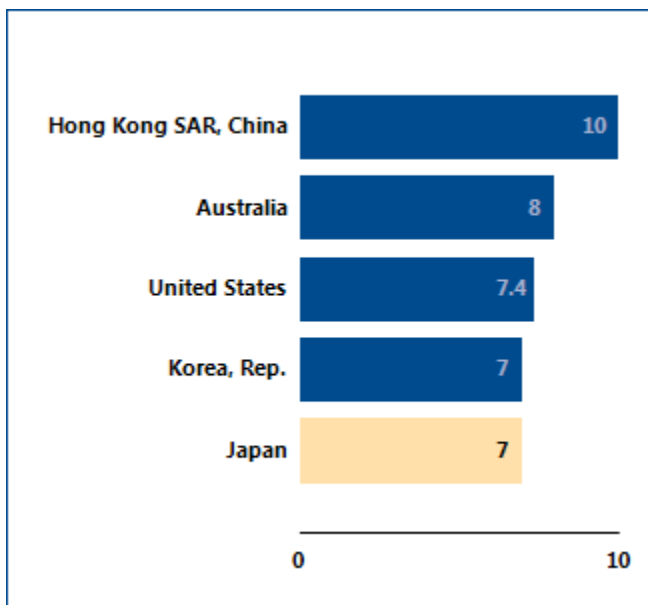
PROTECTING MINORITY INVESTORS

One way to put an economy's scores on the protecting minority investors indicators into context is to see where the economy stands in the distribution of scores across comparator economies. Figures 7.2 through 7.7 highlight the scores on the various minority investor protection

indices for Japan in 2014. A summary of scoring for the protecting minority investors indicators at the end of this chapter provides details on how the indices were calculated.

Figure 7.2 How extensive are disclosure requirements?

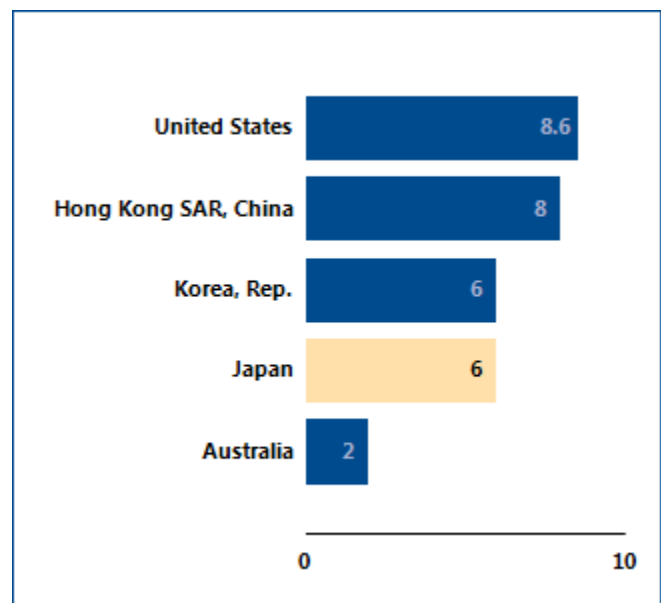
Extent of disclosure index (0-10)



Note: Higher scores indicate greater disclosure.
Source: Doing Business database.

Figure 7.3 How extensive is the liability regime for directors?

Extent of director liability index (0-10)

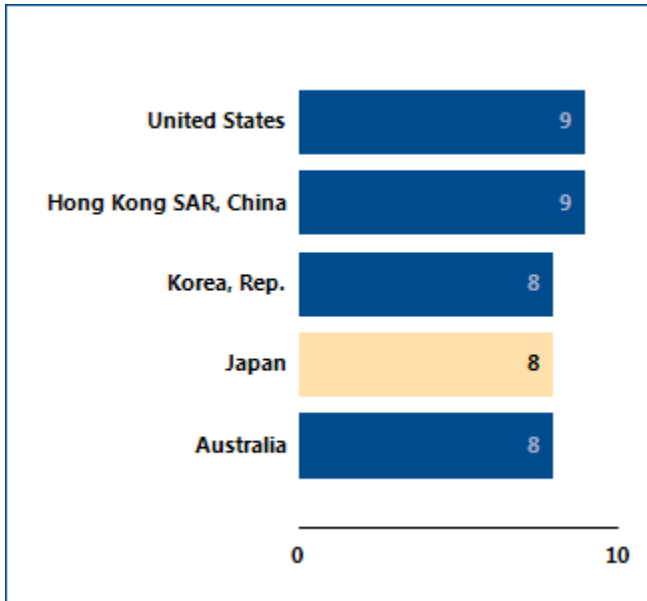


Note: Higher scores indicate greater liability of directors.
Source: Doing Business database.

PROTECTING MINORITY INVESTORS

Figure 7.4 How easy is accessing internal corporate documents?

Ease of shareholder suits index (0-10)



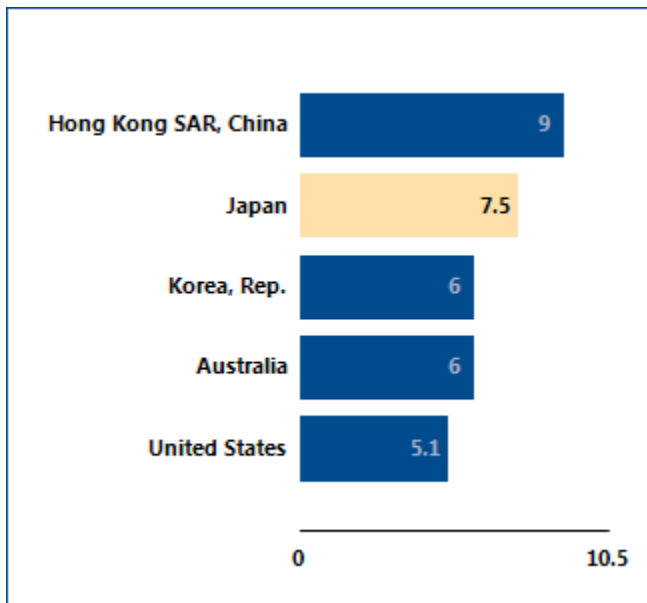
Note: Higher scores indicate greater minority shareholder access to evidence before and during trial.

Source: Doing Business database.

PROTECTING MINORITY INVESTORS

Figure 7.5 How extensive are shareholder rights?

Extent of shareholder rights index (0-10.5)

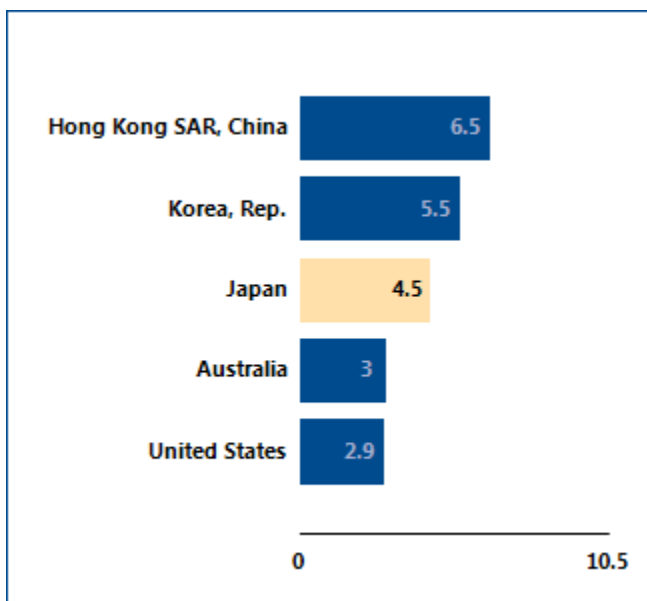


Note: The higher the score, the stronger the protections.

Source: *Doing Business* database.

Figure 7.6 How strong is the governance structure?

Strength of governance structure index (0-10.5)

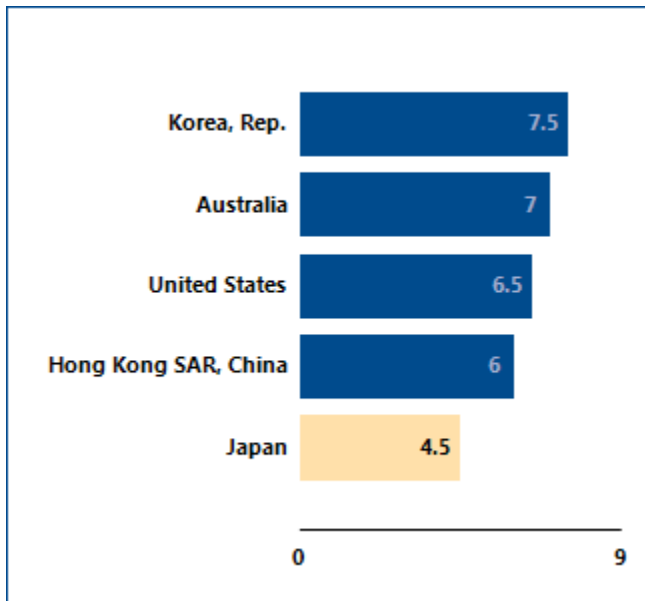


Note: Higher scores indicate more stringent governance structure requirements.

Source: *Doing Business* database.

Figure 7.7 How extensive is corporate transparency?

Extent of corporate transparency index (0-9)



Note: Higher scores indicate greater transparency.
Source: *Doing Business* database.

PROTECTING MINORITY INVESTORS

What are the details?

The protecting minority investors indicators reported here for Japan are based on detailed information collected through a survey of corporate and securities lawyers about securities regulations, company laws and court rules of evidence and procedure. To construct the six indicators on minority investor protection, scores are assigned to each based on a range of conditions relating

to disclosure, director liability, shareholder suits, shareholder rights, governance structure and corporate transparency in a standard case study (for more details, see the Data Notes section of the *Doing Business 2015* report). The summary below shows the details underlying the scores for Japan.

Table 7.2 Summary of scoring for the protecting minority investors indicators in Japan

	Answer (Tokyo)	Score (Tokyo)	Answer (Osaka)	Score (Osaka)
Extent of disclosure index (0-10)		7.0		7.0
Which corporate body can provide legally sufficient approval for the Buyer-Seller transaction? (0-3)	Board of directors excluding interested members	2	Board of directors excluding interested members	2
Is disclosure by the interested director to the board of directors required? (0-2)	Full disclosure of all material facts	2	Full disclosure of all material facts	2
Is disclosure of the transaction in published periodic filings (annual reports) required? (0-2)	Disclosure on the transaction and on the conflict of interest	2	Disclosure on the transaction and on the conflict of interest	2
Is immediate disclosure of the transaction to the public and/or shareholders required? (0-2)	Disclosure on the transaction only	1	Disclosure on the transaction only	1
Must an external body review the terms of the transaction before it takes place? (0-1)	No	0	No	0
Extent of director liability index (0-10)		6.0		6.0
Can shareholders sue directly or derivatively for the damage caused by the Buyer-Seller transaction to the company? (0-1)	Yes	1	Yes	1
Can shareholders hold the interested director liable for the damage caused by the transaction to the company? (0-2)	Liable if unfair or prejudicial	2	Liable if unfair or prejudicial	2
Can shareholders hold members of the approving body liable for the damage caused by the transaction to the company? (0-2)	Liable if unfair or prejudicial	2	Liable if unfair or prejudicial	2
Must the interested director pay damages for the harm caused to the company upon a successful claim by a shareholder plaintiff? (0-1)	Yes	1	Yes	1
Must the interested director repay profits made from the transaction upon a successful claim by a shareholder plaintiff? (0-1)	No	0	No	0
Can both fines and imprisonment be applied against the	No	0	No	0

interested indrector? (0-1)				
Can a court void the transaction upon a successful claim by a shareholder plaintiff? (0-2)	Only in case of fraud or bad faith	0	Only in case of fraud or bad faith	0
Ease of shareholder suits index (0-10)		8.0		8.0
Before filing suit, can shareholders owning 10% of the company's share capital inspect the transaction documents? (0-1)	Yes	1	Yes	1
Can the plaintiff obtain any documents from the defendant and witnesses during trial? (0-3)	Any relevant document	3	Any relevant document	3
Can the plaintiff request categories of documents from the defendant without identifying specific ones? (0-1)	No	0	No	0
Can the plaintiff directly question the defendant and witnesses during trial? (0-2)	Yes	2	Yes	2
Is the level of proof required for civil suits lower than that of criminal cases? (0-1)	Yes	1	Yes	1
Can shareholder plaintiffs recover their legal expenses from the company? (0-2)	Yes if successful	1	Yes if successful	1
Strength of minority investor protection index (0-10)		6.3		6.3
Extent of conflict of interest regulation index (0-10)		7.0		7.0
Extent of shareholder rights index (0-10.5)		7.5		7.5
Can shareholders amend company bylaws or statutes with a simple majority?	No	0	No	0
Can shareholders owning 10% of the company's share capital call for an extraordinary meeting of shareholders?	Yes	1.5	Yes	1.5
Can shareholders remove members of the board of directors before the end of their term.	Yes	1.5	Yes	1.5
Must a company obtain its shareholders' approval every time it issues new shares?	Yes	1.5	Yes	1.5
Are shareholders automatically granted subscription rights on new shares?	No	0	No	0
Must shareholders approve the election and dismissal of the external auditor?	Yes	1.5	Yes	1.5
Can shareholders freely trade shares prior to a major corporate action or meeting of shareholders?	Yes	1.5	Yes	1.5
Strength of governance structure index (0-10.5)		4.5		4.5
Is the CEO barred from also serving as chair of the board of directors?	Yes	1.5	Yes	1.5
Must the board of directors include independent board members?	Yes	1.5	Yes	1.5
Must a company have a separate audit committee?	No	0	No	0
Must changes to the voting rights of a series or class of shares be approved only by the holders of the affected shares?	Yes	1.5	Yes	1.5
Must a potential acquirer make a tender offer to all shareholders upon acquiring 50% of a company?	No	0	No	0
Is cross-shareholding between 2 independent companies limited to 10% of outstanding shares?	No	0	No	0
Is a subsidiary barred from acquiring shares issued by its parent company?	No	0	No	0
Extent of corporate transparency index (0-9)		4.5		4.5
Must ownership stakes representing 10% be disclosed?	No	0	No	0

Must information about board members' other directorships as well as basic information on their primary employment be disclosed?	Yes for listed companies	1	Yes for listed companies	1
Must the compensation of individual managers be disclosed?	No	0	No	0
Must financial statements contain explanatory notes on significant accounting policies, trends, risks, uncertainties and other factors influencing the reporting?	Yes for listed companies	1	Yes for listed companies	1
Must annual financial statements be audited by an external auditor?	Yes	1.5	Yes	1.5
Must audit reports be disclosed to the public?	Yes for listed companies	1	Yes for listed companies	1
Extent of shareholder governance index (0-10)		5.5		5.5

Source: Doing Business database.

PAYING TAXES

Taxes are essential. The level of tax rates needs to be carefully chosen—and needless complexity in tax rules avoided. Firms in economies that rank better on the ease of paying taxes in the *Doing Business* study tend to perceive both tax rates and tax administration as less of an obstacle to business according to the World Bank Enterprise Survey research.

What do the indicators cover?

Using a case scenario, *Doing Business* measures the taxes and mandatory contributions that a medium-size company must pay in a given year as well as the administrative burden of paying taxes and contributions. This case scenario uses a set of financial statements and assumptions about transactions made over the year. Information is also compiled on the frequency of filing and payments as well as time taken to comply with tax laws. The ranking of economies on the ease of paying taxes is determined by sorting their distance to frontier scores on the ease of paying taxes. These scores are the simple average of the distance to frontier scores for each of the component indicators, with a threshold and a nonlinear transformation applied to one of the component indicators, the total tax rate⁵. The financial statement variables have been updated to be proportional to 2012 income per capita; previously they were proportional to 2005 income per capita. To make the data comparable across economies, several assumptions are used.

- TaxpayerCo is a medium-size business that started operations on January 1, 2012.
- The business starts from the same financial position in each economy. All the taxes and mandatory contributions paid during the second year of operation are recorded.
- Taxes and mandatory contributions are measured at all levels of government.

⁵ The nonlinear distance to frontier for the total tax rate is equal to the distance to frontier for the total tax rate to the power of 0.8. The threshold is defined as the total tax rate at the 15th percentile of the overall distribution for all years included in the analysis. It is calculated and adjusted on a yearly basis. The threshold is not based on any economic theory of an “optimal tax rate” that minimizes distortions or maximizes efficiency in the tax system of an economy overall. Instead, it is mainly empirical in nature, set at the lower end of the distribution of tax rates levied on medium-size enterprises in the manufacturing sector as observed through the paying taxes indicators. This reduces the bias in the indicators toward economies that do not need to levy significant taxes on companies like the *Doing Business* standardized case study company because they raise public revenue in other ways—for example, through taxes on foreign companies, through taxes on sectors other than manufacturing or from natural resources (all of which are outside the scope of the methodology). This year’s threshold is 26.1%.

WHAT THE PAYING TAXES INDICATORS MEASURE

Tax payments for a manufacturing company in 2013 (number per year adjusted for electronic and joint filing and payment)

Total number of taxes and contributions paid, including consumption taxes (value added tax, sales tax or goods and service tax)

Method and frequency of filing and payment

Time required to comply with 3 major taxes (hours per year)

Collecting information and computing the tax payable

Completing tax return forms, filing with proper agencies

Arranging payment or withholding

Preparing separate tax accounting books, if required

Total tax rate (% of profit before all taxes)

Profit or corporate income tax

Social contributions and labor taxes paid by the employer

Property and property transfer taxes

Dividend, capital gains and financial transactions taxes

Waste collection, vehicle, road and other taxes

- Taxes and mandatory contributions include corporate income tax, turnover tax and all labor taxes and contributions paid by the company.
- A range of standard deductions and exemptions are also recorded.

PAYING TAXES

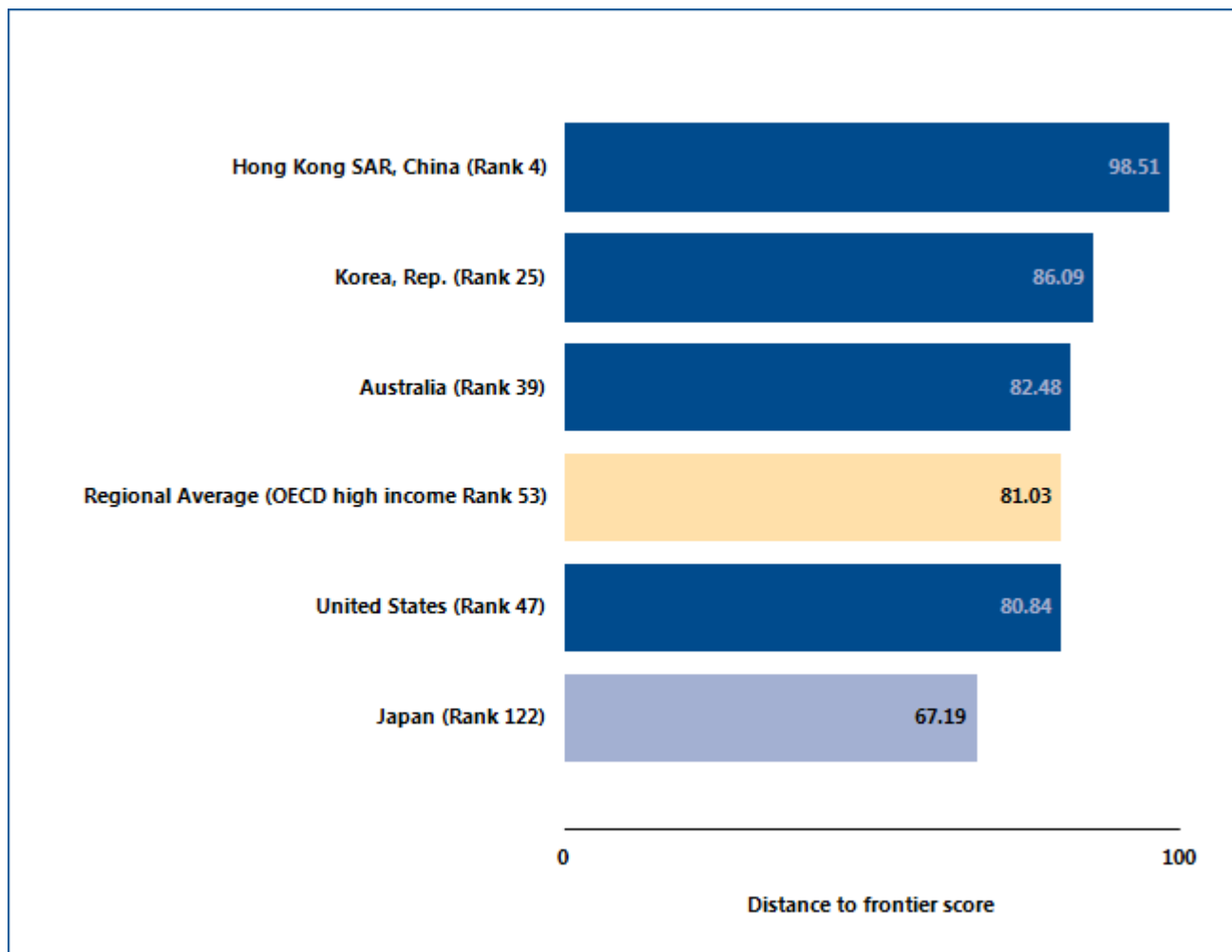
Where does the economy stand today?

What is the administrative burden of complying with taxes in Japan—and how much do firms pay in taxes? On average, firms make 14.0 tax payments a year, spend 330.0 hours a year filing, preparing and paying taxes and pay total taxes amounting to 51.3% of profit (see the summary at the end of this chapter for details). Most indicator sets refer to a case scenario in the largest business city of an economy, except for 11 economies for which the data are a population-weighted average of the

2 largest business cities. See the chapter on distance to frontier and ease of doing business ranking at the end of this profile for more details.

Globally, Japan stands at 122 in the ranking of 189 economies on the ease of paying taxes (figure 8.1). The rankings for comparator economies and the regional average ranking provide other useful information for assessing the tax compliance burden for businesses in Japan.

Figure 8.1 How Japan and comparator economies rank on the ease of paying taxes



Source: Doing Business database.

PAYING TAXES

Economies around the world have made paying taxes faster and easier for businesses—such as by consolidating filings, reducing the frequency of payments or offering electronic filing and payment. Many have lowered tax rates. Changes have brought

concrete results. Some economies simplifying tax payment and reducing rates have seen tax revenue rise. What tax reforms has *Doing Business* recorded in Japan (table 8.1)?

Table 8.1 How has Japan made paying taxes easier—or not?
By *Doing Business* report year from DB2010 to DB2015

DB year	Reform
DB2013	Japan made paying taxes less costly for companies by reducing the corporate income tax rate—though it also introduced a restoration surtax for a 3-year period.

Note: For information on reforms in earlier years (back to DB2006), see the *Doing Business* reports for these years, available at <http://www.doingbusiness.org>.

Source: *Doing Business* database.

PAYING TAXES

What are the details?

The indicators reported here for Japan are based on the taxes and contributions that would be paid by a standardized case study company used by *Doing Business* in collecting the data (see the section in this chapter on what the indicators cover). Tax practitioners are asked to review a set of financial statements as well as a standardized list of assumptions and transactions that the company completed during its 2nd year of operation. Respondents are asked how much taxes and mandatory contributions the business must pay and how these taxes are filed and paid.

LOCATION OF STANDARDIZED COMPANY

City: Tokyo, Osaka

The taxes and contributions paid are listed in the summary below, along with the associated number of payments, time and tax rate.

Table 8.2 Summary of tax rates and administration

Tokyo: Tax or mandatory contribution	Payments (number)	Notes on payments	Time (hours)	Statutory tax rate	Tax base	Total tax rate (% of profit)	Notes on total tax rate
Corporate income tax	1	online filing	155	25.5%	taxable profit	19	
Employer paid - Welfare pension insurance	0	paid jointly	0	8.56%	gross salaries	9.6	
Tokyo Metropolitan - Enterprise Tax (on income)	0	online filing and paid jointly	0	9.10243011 250739%	taxable profits	6.2	
Employer paid - Health insurance	1	online filing	140	4.985%	gross salaries	5.6	
Inhabitants tax	1	online filing	0	5.2785%	taxable profit (plus 530,000 yen)	3.8	
Employer paid - Workmen's accident compensation	0	paid jointly	0	1.9%	gross salaries	1.9	
Tokyo City - Depreciable Fixed Assets Tax	1	online filing	0	1.4%	net value of fixed assets	1.6	

Tokyo: Tax or mandatory contribution	Payments (number)	Notes on payments	Time (hours)	Statutory tax rate	Tax base	Total tax rate (% of profit)	Notes on total tax rate
Tokyo City - Fixed Assets Tax (on land and building)	1		0	1.4%	property value	1.3	
Tokyo Metropolitan - Real Property Acquisition Tax (for building expansion)	1		0	4%	70% of building expansion value	0.8	
Employer paid - Employment insurance	1	online filing	0	0.85%	gross salaries	0.8	
Tokyo City - City Planning Tax (on land and building)	0	paid jointly with Fixed Assets Tax	0	0.3%	property value	0.3	
Employer paid - Child allowance contribution	0	paid jointly	0	0.15%	gross salaries	0.2	
Registration and license tax	1		0	0.4%	70% of building expansion value	0.1	
National - Stamp Tax (on contracts for land sale and building expansion)	1		0	125,000 yen	per contract	0.1	
Tokyo Metropolitan - Automobile Tax	1		0	67,100 yen	fixed fee	0	
National - Automobile Tonnage Tax	1		0	41,600 yen	fixed fee	0	
Value added tax (VAT)	1	online filing	35	5%	value added	0	not included
Restoration surtax	1	online filing	0	2.55%	taxable profits	0	included in other taxes
Fuel tax	1		0	34,140 yen per kiloliter	fuel consumption	0	small amount
Tax on interest	0		0	20.315%	interest income	0	included in other taxes
Employee paid - Welfare pension insurance	0	paid jointly	0	8.383%	gross salaries	0	withheld
Employee paid - Health insurance	0	paid jointly	0	4.985%	gross salaries	0	withheld

Tokyo: Tax or mandatory contribution	Payments (number)	Notes on payments	Time (hours)	Statutory tax rate	Tax base	Total tax rate (% of profit)	Notes on total tax rate
Employee paid - Employment insurance	0	paid jointly	0	0.5%	gross salaries	0	withheld
Totals	14.0		330.0			51.2	

Osaka: Tax or mandatory contribution	Payments (number)	Notes on payments	Time (hours)	Statutory tax rate	Tax base	Total tax rate (% of profit)	Notes on total tax rate
Corporate income tax	1	online filing	155	25.5%	taxable profit	19	
Employer paid - Welfare pension insurance	0	paid jointly	0	8.56%	gross salaries	9.6	
Osaka Metropolitan - Enterprise Tax (on income)	0	paid jointly	0	9.10151726790689%	taxable profits	6.2	
Employer paid - Health insurance	1	online filing	140	5.03%	gross salaries	5.7	
Inhabitants tax	1	online filing	0	5.2275%	taxable profit (plus 660,000 yen)	3.8	
Employer paid - Workmen's accident compensation	0	paid jointly	0	1.9%	gross salaries	1.9	
Osaka City - Depreciable Fixed Assets Tax	1		0	1.4%	net value of fixed assets	1.6	
Osaka City - Fixed Assets Tax (on land and building)	1		0	1.4%	property value	1.3	
Osaka Metropolitan - Real Property Acquisition Tax (for building expansion)	1		0	4%	70% of building expansion value	0.8	
Employer paid - Employment insurance	1	online filing	0	0.85%	gross salaries	0.8	
Osaka City - City Planning Tax (on land and building)	0	paid jointly with Fixed Assets Tax	0	0.3%	property value	0.3	
Employer paid - Child allowance contribution	0	paid jointly	0	0.15%	gross salaries	0.2	

Osaka: Tax or mandatory contribution	Payments (number)	Notes on payments	Time (hours)	Statutory tax rate	Tax base	Total tax rate (% of profit)	Notes on total tax rate
Registration and license tax	1		0	0.4%	70% of building expansion value	0.1	
National - Stamp Tax (on contracts for land sale and building expansion)	1		0	125,000 yen	per contract	0.1	
Osaka Metropolitan - Automobile Tax	1		0	67,100 yen	fixed fee	0	
National - Automobile Tonnage Tax	1		0	41,600 yen	fixed fee	0	
Value added tax (VAT)	1	online filing	35	5%	value added	0	not included
Restoration surtax	1	online filing	0	2.55%	taxable profit	0	included in other taxes
Fuel tax	1		0	34,390 yen per kiloliter	fuel consumption	0	small amount
Tax on interest	0		0	20.315%	interest income	0	included in other taxes
Employee paid - Welfare pension insurance	0	paid jointly	0	8.383%	gross salaries	0	withheld
Employee paid - Health insurance	0	paid jointly	0	4.985%	gross salaries	0	withheld
Employee paid - Employment insurance	0	paid jointly	0	0.5%	gross salaries	0	withheld
Totals	14.0		330.0			51.4	

Source: Doing Business database.

TRADING ACROSS BORDERS

In today's globalized world, making trade between economies easier is increasingly important for business. Excessive document requirements, burdensome customs procedures, inefficient port operations and inadequate infrastructure all lead to extra costs and delays for exporters and importers, stifling trade potential. Research shows that exporters in developing countries gain more from a 10% drop in their trading costs than from a similar reduction in the tariffs applied to their products in global markets.

What do the indicators cover?

Doing Business measures the time and cost (excluding tariffs and the time and cost for sea transport) associated with exporting and importing a standard shipment of goods by sea transport, and the number of documents necessary to complete the transaction. The indicators cover predefined stages such as documentation requirements and procedures at customs and other regulatory agencies as well as at the port. They also cover trade logistics, including the time and cost of inland transport to the largest business city. The ranking of economies on the ease of trading across borders is determined by sorting their distance to frontier scores for trading across borders. These scores are the simple average of the distance to frontier scores for each of the component indicators. To make the data comparable across economies, *Doing Business* uses several assumptions about the business and the traded goods.

The business:

- Is located in the economy's largest business city. For the 11 economies with a population of more than 100 million, data for a second city have been added.
- Is a private, limited liability company, domestically owned and does not operate with special export or import privileges.
- Conducts export and import activities, but does not have any special accreditation such as an authorized economic operator status.

WHAT THE TRADING ACROSS BORDERS INDICATORS MEASURE

Documents required to export and import (number)

- Bank documents
- Customs clearance documents
- Port and terminal handling documents
- Transport documents

Time required to export and import (days)

- Obtaining, filling out and submitting all the documents
- Inland transport and handling
- Customs clearance and inspections
- Port and terminal handling
- Does not include sea transport time

Cost required to export and import (US\$ per container)

- All documentation
- Inland transport and handling
- Customs clearance and inspections
- Port and terminal handling
- Official costs only, no bribes

The traded product:

- Is not hazardous nor includes military items.
- Does not require refrigeration or any other special environment.
- Do not require any special phytosanitary or environmental safety standards other than accepted international standards.
- Is one of the economy's leading export or import products.
- Is transported in a dry-cargo, 20-foot full container load.

TRADING ACROSS BORDERS

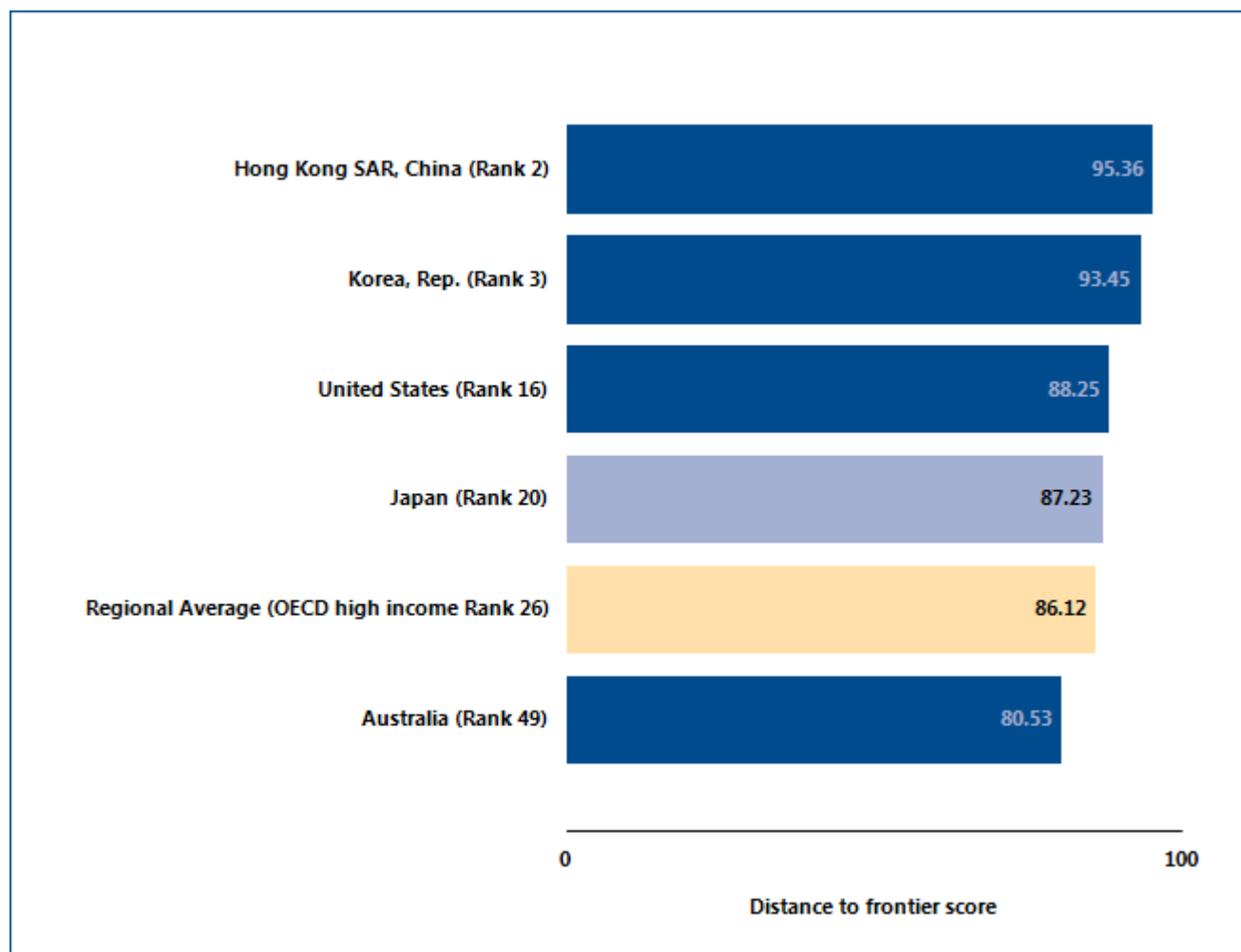
Where does the economy stand today?

What does it take to export or import in Japan? According to data collected by *Doing Business*, exporting a standard container of goods requires 3 documents, takes 11.0 days and costs \$829.3. Importing the same container of goods requires 5 documents, takes 11.0 days and costs \$1021.3 (see the summary of four predefined stages and documents at the end of this chapter for details). Most indicator sets refer to a case scenario in the largest business city of an economy, except for 11 economies for which the data are a

population-weighted average of the 2 largest business cities. See the chapter on distance to frontier and ease of doing business ranking at the end of this profile for more details.

Globally, Japan stands at 20 in the ranking of 189 economies on the ease of trading across borders (figure 9.1). The rankings for comparator economies and the regional average ranking provide other useful information for assessing how easy it is for a business in Japan to export and import goods.

Figure 9.1 How Japan and comparator economies rank on the ease of trading across borders



Source: *Doing Business* database.

TRADING ACROSS BORDERS

What are the details?

The indicators reported here for Japan are based on a set of specific predefined stages for trading a standard shipment of goods by ocean transport (see the section in this chapter on what the indicators cover). Information on the required documents and the time and cost to complete export and import is collected from local freight forwarders, shipping lines, customs brokers, port officials and banks.

LOCATION OF STANDARDIZED COMPANY

Port Name - Osaka: Osaka for imports and Kobe for exports

Port Name - Tokyo: Tokyo

City: Tokyo, Osaka

The predefined stages, and the associated time and cost, for exporting and importing a standard shipment of goods are listed in the summary below, along with the required documents.

Stages to export	Tokyo		Osaka	
	Time (days)	Cost (US\$)	Time (days)	Cost (US\$)
Customs clearance and inspections	2	75	2	75
Documents preparation	5	145	5	145
Inland transportation and handling	2	445	2	200
Ports and terminal handling	2	250	2	250
Totals	11	915	11	670

Stages to import	Tokyo		Osaka	
	Time (days)	Cost (US\$)	Time (days)	Cost (US\$)
Customs clearance and inspections	2	135	2	135
Documents preparation	5	277	5	277
Inland transportation and handling	2	445	2	200
Ports and terminal handling	2	250	2	250
Totals	11	1,107	11	862

Documents to export

Bill of lading
Commercial Invoice
Customs export declaration

Documents to import

Bill of lading
Cargo dispatch document
Commercial invoice
Customs import declaration
Packing list

Source: *Doing Business* database.

ENFORCING CONTRACTS

Effective commercial dispute resolution has many benefits. Courts are essential for entrepreneurs because they interpret the rules of the market and protect economic rights. Efficient and transparent courts encourage new business relationships because businesses know they can rely on the courts if a new customer fails to pay. Speedy trials are essential for small enterprises, which may lack the resources to stay in business while awaiting the outcome of a long court dispute.

What do the indicators cover?

Doing Business measures the efficiency of the judicial system in resolving a commercial dispute before local courts. Following the step-by-step evolution of a standardized case study, it collects data relating to the time, cost and procedural complexity of resolving a commercial lawsuit. The ranking on the ease of enforcing contracts is the simple average of the percentile rankings on its component indicators: procedures, time and cost.

The dispute in the case study involves the breach of a sales contract between 2 domestic businesses. The case study assumes that the court hears an expert on the quality of the goods in dispute. This distinguishes the case from simple debt enforcement. To make the data comparable across economies, *Doing Business* uses several assumptions about the case:

- The seller and buyer are located in the economy's largest business city. For the 11 economies with a population of more than 100 million, data for a second city have been added.
- The buyer orders custom-made goods, then fails to pay.
- The seller sues the buyer before a competent court.
- The value of the claim is 200% of the income per capita or the equivalent in local currency of USD 5,000, whichever is greater.

WHAT THE ENFORCING CONTRACTS

INDICATORS MEASURE

Procedures to enforce a contract through the courts (number)

- Steps to file and serve the case
- Steps for trial and judgment
- Steps to enforce the judgment

Time required to complete procedures (calendar days)

- Time to file and serve the case
- Time for trial and obtaining judgment
- Time to enforce the judgment

Cost required to complete procedures (% of claim)

- Average attorney fees
- Court costs
- Enforcement costs

- The seller requests a pretrial attachment to secure the claim.
- The dispute on the quality of the goods requires an expert opinion.
- The judge decides in favor of the seller; there is no appeal.
- The seller enforces the judgment through a public sale of the buyer's movable assets.

ENFORCING CONTRACTS

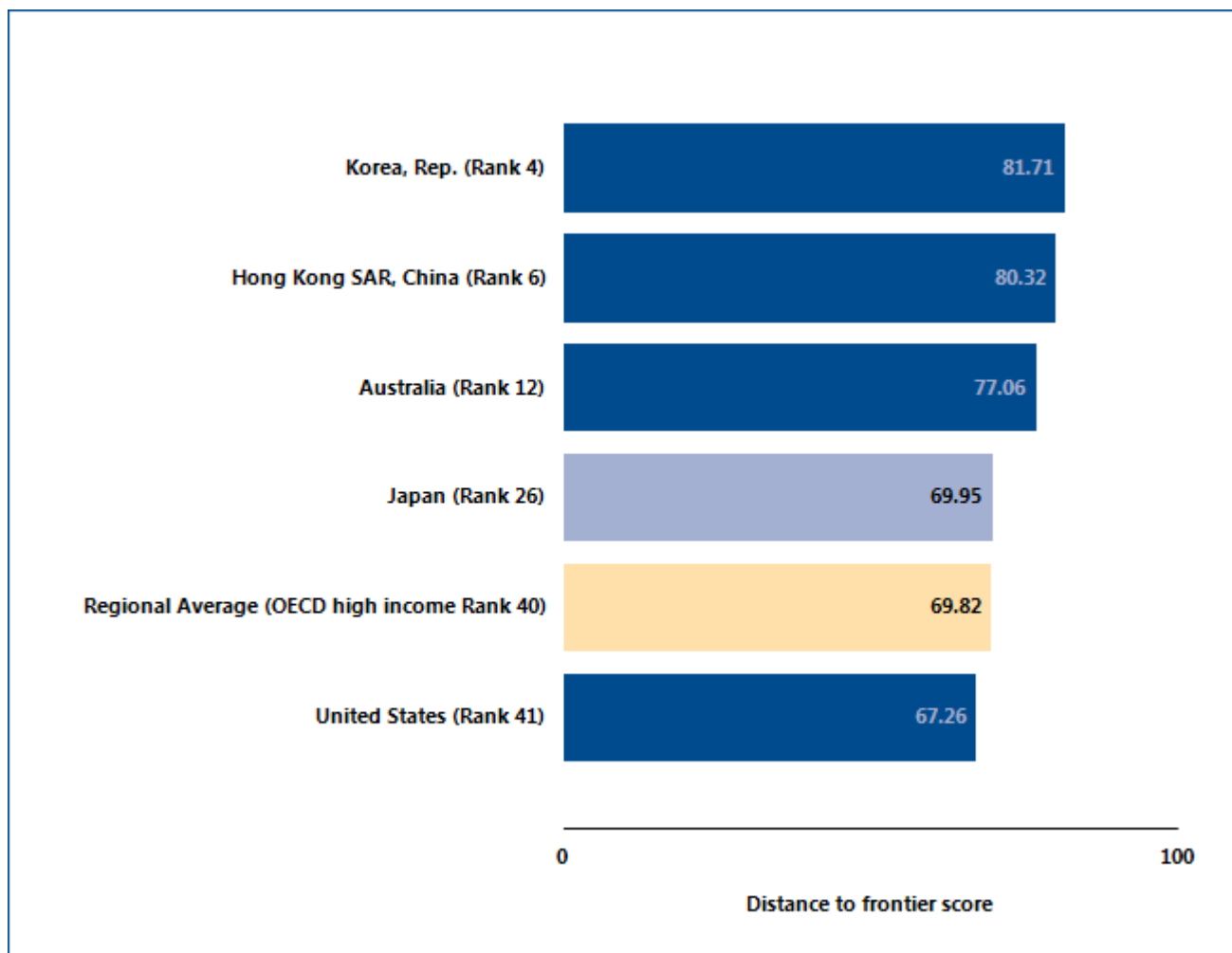
Where does the economy stand today?

How efficient is the process of resolving a commercial dispute through the courts in Japan? According to data collected by *Doing Business*, contract enforcement takes 360.0 days, costs 32.2% of the value of the claim and requires 32.0 procedures (see the summary at the end of this chapter for details). Most indicator sets refer to a case scenario in the largest business city of an economy, except for 11 economies for which the data are a population-weighted average of the 2 largest business

cities. See the chapter on distance to frontier and ease of doing business ranking at the end of this profile for more details.

Globally, Japan stands at 26 in the ranking of 189 economies on the ease of enforcing contracts (figure 10.1). The rankings for comparator economies and the regional average ranking provide other useful benchmarks for assessing the efficiency of contract enforcement in Japan.

Figure 10.1 How Japan and comparator economies rank on the ease of enforcing contracts



Source: *Doing Business* database.

ENFORCING CONTRACTS

What are the details?

The indicators reported here for Japan are based on a set of specific procedural steps required to resolve a standardized commercial dispute through the courts (see the section in this chapter on what the indicators cover). These procedures, and the time and cost of completing them, are identified through study of the codes of civil procedure and other court regulations, as well as through questionnaires completed by local litigation lawyers (and, in a quarter of the economies covered by *Doing Business*, by judges as well).

COURT NAME	
Claim value - Osaka:	JPY 7,692,924
Claim value - Tokyo:	JPY 7,692,924
Court name - Osaka:	
Court name - Tokyo:	Tokyo District Court
City:	Tokyo, Osaka

Table 10.2 Summary of time, cost and procedures for enforcing a contract in Japan

Indicator	Tokyo	Osaka	OECD high income average
Time (days)	360	360	540
Filing and service	20	20	
Trial and judgment	280	280	
Enforcement of judgment	60	60	
Cost (% of claim)	32.2	32.2	21.4
Attorney cost (% of claim)	18.5	18.5	
Court cost (% of claim)	13.3	13.3	
Enforcement Cost (% of claim)	0.4	0.4	
Procedures (number)	32	32	32
Number of procedures (without bonus points)	32	32	
Total number of procedures (including bonus points)	32	32	

No.	Tokyo Procedures
	Filing and service:
1	Plaintiff requests payment: Plaintiff or his lawyer asks Defendant orally or in writing to comply with the contract.
2	Plaintiff hires a lawyer: Plaintiff hires a lawyer.
*	Plaintiff files a summons and complaint: Plaintiff files a summons and complaint with the court (orally or in writing).
*	Plaintiff pays court fees: Plaintiff pays court fees (e.g. court duties, stamp duties, or any other type of court fees). Answer 'yes' even if Plaintiff recovers these costs.
3	Registration of court case: Registration of court case by the court administration (this can include assigning a reference number to the case).
*	Assignment of court case to a judge: Assignment of court case to a judge (through a random procedure, automated system, ruling of an administrative judge, court officer, etc).
4	Judicial scrutiny of summons and complaint: Judge examines Plaintiff's summons and complaint for formal requirements as a matter of law or standard practice.
*	Mailing of summons and complaint: Court or process server, including (private) bailiff, mails summons and complaint to Defendant.
*	Application for pre-judgment attachment: Plaintiff submits an application in writing for the attachment of Defendant's property prior to judgment.
*	Decision on pre-judgment attachment: Judge decides whether to grant Plaintiff's request for pre-judgment attachment of Defendant's property and notifies Plaintiff and Defendant of the decision.
5	Guarantees securing attached property: Plaintiff submits guarantees or bonds to secure Defendant against possible damages to attached property.
6	Pre-judgment attachment order: Defendant's property is attached prior to judgment. Attachment order either involves physical attachment, or is achieved by freezing, registering, marking, or otherwise separating and restricting Defendant's movement of specific moveable assets.
	Trial and judgment:
7	Defendant files an answer to Plaintiff's claim: Defendant files a written pleading which includes his answer or defense on the merits of the case (see assumption 4).
8	Deadline for Plaintiff to reply to Defendant's defense or answer: Judge sets a deadline for Plaintiff's submission of a reply to the Defendant's defense or answer.
9	Plaintiff's written reply to Defendant's answer: Plaintiff responds to Defendant's answer with a written pleading, which may or may not include witness statements or expert (witness) statements.
10	Filing of written submissions: Plaintiff and Defendant file written pleadings and submissions with the court and transmit copies of the written pleadings or submissions to one another. The pleadings may or may not include witness statements or expert (witness) statements.

No.	Tokyo Procedures
11	Adjournments: Court procedure is delayed because one or both parties request and obtain an adjournment to submit written pleadings. Check as 'yes' if this commonly happens.
*	Court appointment of independent expert: Judge appoints, either at the parties' request or at his own initiative, an independent expert to decide whether the quality of the goods Plaintiff delivered to Defendant is adequate. (see assumption 5-b).
12	Notification of court-appointment of independent expert: The court notifies both parties that the court is appointing an independent expert (see assumption 5-b).
*	Delivery of expert report by court-appointed expert: The independent expert, appointed by the court, delivers his or her expert report to the court (see assumption 5-b).
13	Pre-trial conference on procedure: The judge meets with the parties to discuss procedural issues (for example which applications and motions parties intend to file, which documents parties intend to rely on, etc.).
*	Setting of date for mediation hearing: The judge sets a date for a mediation hearing, sometimes also called a 'pre-trial conference,' and notifies the parties of the hearing date.
14	Mediation hearing: The judge, during this informal meeting with the parties, encourages them to settle the case (acting as mediator). The case cannot be settled, the judge may draft a pre-trial conference report, after which the case may be allocated to another judge for tr
*	Setting of date(s) for oral hearing or trial: Judge sets the date(s) for the oral hearing or trial.
*	List of (expert) witnesses: The parties file a list of (expert) witnesses with the court (see assumption 5-a).
15	Adjournments: Court proceedings are delayed because one or both parties request and obtain an adjournment to prepare for the oral hearing or trial as a matter of common practice.
16	Oral hearing (prevalent in civil law): The parties argue the merits of the case at an oral hearing before the judge. Witnesses and a court-appointed independent expert may be heard and questioned at the oral hearing.
*	Final arguments: The parties present their final factual and legal arguments to the court either by oral presentation or by a written submission.
17	Judgment date: The judge sets a date for delivery of the judgment.
18	Notification of judgment in court: The parties are notified of the judgment at a court hearing.
19	Writing of judgment: The judge produces a written copy of the judgment.
20	Court notification of availability of the written judgment: The court notifies the parties that the written judgment is available at the courthouse.
21	Plaintiff receives a copy of the judgment: Plaintiff receives a copy of the written judgment which is 100% in favor of Plaintiff (see assumption 6).
22	Appeal period: By law Defendant has the opportunity to appeal the judgment during a specified period. Defendant decides not to appeal. Seller decides to start enforcing the judgment when the appeal period ends (see assumption 8).

No.	Tokyo Procedures
23	Order for reimbursement by Defendant of Plaintiff's court fees: The judgment orders Defendant to reimburse Plaintiff for the court fees Plaintiff has advanced, because Defendant has lost the case.
	Enforcement of judgment:
*	Plaintiff hires a lawyer: Plaintiff hires a lawyer to enforce the judgment or continues to be represented by a lawyer during the enforcement of judgment phase.
24	Plaintiff retains an enforcement agent to enforce the judgment.: Plaintiff retains the services of a court enforcement officer such as a court bailiff or sheriff, or a private bailiff.
*	Plaintiff requests an enforcement order: Plaintiff applies to the court to obtain the enforcement order ('seal' on judgment).
25	Plaintiff advances enforcement fees: Plaintiff pays the fees related to the enforcement of the judgment.
26	Attachment of enforcement order to judgment: The judge attaches the enforcement order ('seal') to the judgment.
*	Plaintiff's request for physical enforcement: As Plaintiff commonly fears that Defendant might physically resist the taking into custody of its previously attached movable assets, Plaintiff requests the judge or the police authorities to obtain police assistance during the physical enforcement of the
27	Plaintiff identifies Defendant's assets for attachment: Plaintiff identifies Defendant's assets for attachment.
28	Attachment: Defendant's movable goods are attached (physically or by registering, marking or separating assets).
29	Enforcement disputes before court: The enforcement of the judgment is delayed because Defendant opposes aspects of the enforcement process before the judge.
30	Sale through public auction: The Defendant's movable property is sold at public auction.
31	Reimbursement of Plaintiff's enforcement fees: Defendant reimburses Plaintiff's enforcement fees which Plaintiff had advanced previously.
32	Payment: Court orders that the proceeds of the public auction or the direct sale be delivered to Plaintiff.

No.	Osaka Procedures
	Filing and service:

* Not counted in the total number of procedures.

Source: *Doing Business* database.

RESOLVING INSOLVENCY

A robust bankruptcy system functions as a filter, ensuring the survival of economically efficient companies and reallocating the resources of inefficient ones. Fast and cheap insolvency proceedings result in the speedy return of businesses to normal operation and increase returns to creditors. By improving the expectations of creditors and debtors about the outcome of insolvency proceedings, well-functioning insolvency systems can facilitate access to finance, save more viable businesses and thereby improve growth and sustainability in the economy overall.

What do the indicators cover?

Doing Business studies the time, cost and outcome of insolvency proceedings involving domestic legal entities. These variables are used to calculate the recovery rate, which is recorded as cents on the dollar recouped by secured creditors through reorganization, liquidation or debt enforcement (foreclosure) proceedings. To determine the present value of the amount recovered by creditors, *Doing Business* uses the lending rates from the International Monetary Fund, supplemented with data from central banks and the Economist Intelligence Unit.

In addition, *Doing Business* evaluates the adequacy and integrity of the existing legal framework applicable to liquidation and reorganization proceedings through the strength of insolvency framework index. The index tests whether economies adopted internationally accepted good practices in four areas: commencement of proceedings, management of debtor's assets, reorganization proceedings and creditor participation.

The ranking of the Resolving Insolvency indicator is based on the recovery rate and the total score of the strength of insolvency framework index. The Resolving Insolvency indicator does not measure insolvency proceedings of individuals and financial institutions. The data are derived from survey responses by local insolvency practitioners and verified through a study of laws and regulations as well as public information on bankruptcy systems.

WHAT THE RESOLVING INSOLVENCY INDICATORS MEASURE

Time required to recover debt (years)

Measured in calendar years

Appeals and requests for extension are included

Cost required to recover debt (% of debtor's estate)

Measured as percentage of estate value

Court fees

Fees of insolvency administrators

Lawyers' fees

Assessors' and auctioneers' fees

Other related fees

Outcome

Whether business continues operating as a going concern or business assets are sold piecemeal

Recovery rate for creditors

Measures the cents on the dollar recovered by secured creditors

Outcome for the business (survival or not) determines the maximum value that can be recovered

Official costs of the insolvency proceedings are deducted

Depreciation of furniture is taken into account

Present value of debt recovered

Strength of insolvency framework index (0-16)

Sum of the scores of four component indices:

Commencement of proceedings index (0-3)

Management of debtor's assets index (0-6)

Reorganization proceedings index (0-3)

Creditor participation index (0-4)

RESOLVING INSOLVENCY

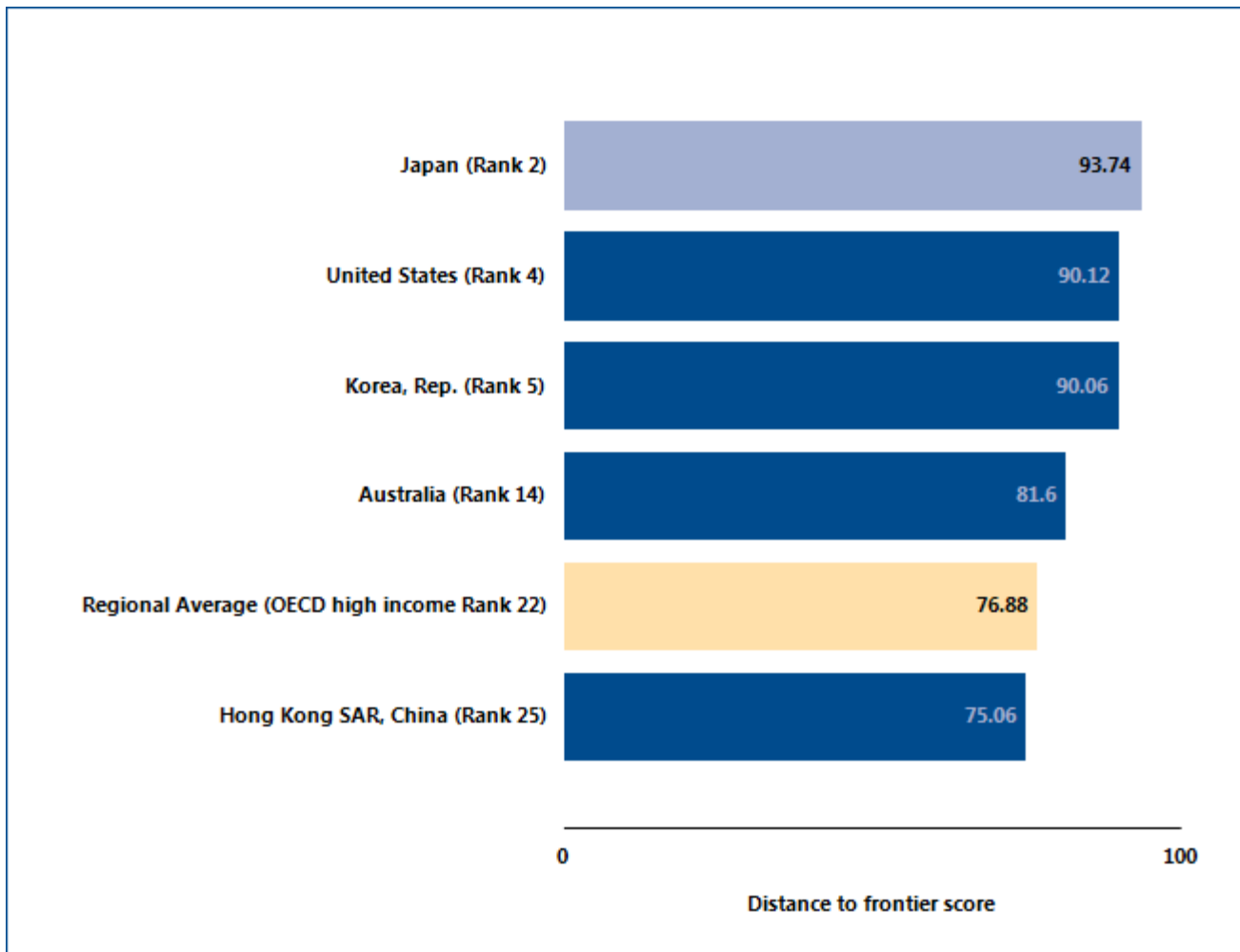
Where does the economy stand today?

Combination of quality regulations and efficient practice characterize the top-performing economies. How efficient are insolvency proceedings in Japan? According to data collected by *Doing Business*, resolving insolvency takes 0.6 years on average and costs 3.5% of the debtor's estate, with the most likely outcome being that the company will be sold as going concern. The average recovery rate is 92.9 cents on the dollar. Most indicator sets refer to a case scenario in the largest business city of an economy, except for 11 economies for which the data are a population-weighted average of the 2 largest business cities. See the chapter on distance to frontier and ease of doing business ranking at the end of this profile for more details.

According to data collected by *Doing Business*, Japan scores 3.0 out of 3 points on the commencement of proceedings index, 6.0 out of 6 points on the management of debtor's assets index, 3.0 out of 3 points on the reorganization proceedings index, and 2.0 out of 4 points on the creditor participation index. Japan's total score on the strength of insolvency framework index is 14.0 out of 16.

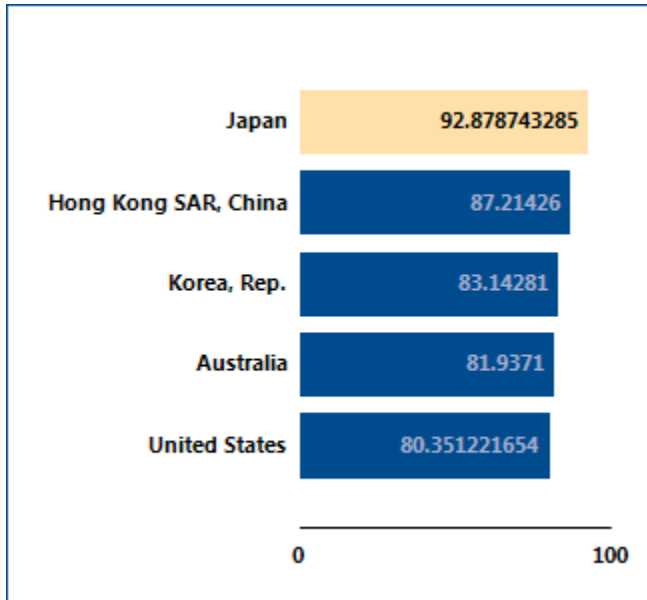
Globally, Japan stands at 2 in the ranking of 189 economies on the ease of resolving insolvency (figure 11.1). The rankings for comparator economies and the regional average ranking provide other useful benchmarks for assessing the efficiency of insolvency proceedings in Japan.

Figure 11.1 How Japan and comparator economies rank on the ease of resolving insolvency



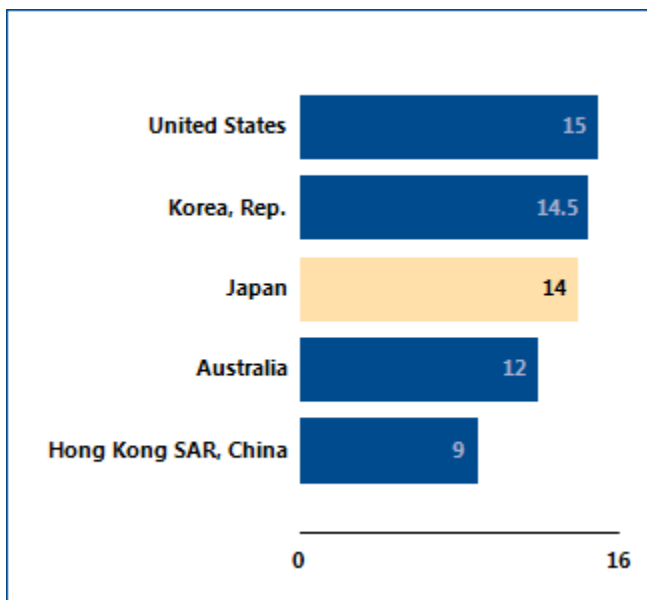
Source: Doing Business database.

Figure 11.2 Recovery Rate (0-100) - Japan



Source: Doing Business database.

Figure 11.3 Strength of insolvency framework index (0-16) - Japan



Source: Doing Business database.

RESOLVING INSOLVENCY

A well-balanced bankruptcy system distinguishes companies that are financially distressed but economically viable from inefficient companies that should be liquidated. But in some insolvency systems even viable businesses are liquidated. This is starting to

change. Many recent reforms of bankruptcy laws have been aimed at helping more of the viable businesses survive. What insolvency reforms has *Doing Business* recorded in Japan (table 11.1)?

Table 11.1 How has Japan made resolving insolvency easier—or not?

By *Doing Business* report year from DB2010 to DB2015

DB year	Reform
DB2011	Japan made it easier to deal with insolvency by establishing a new entity, the Enterprise Turnaround Initiative Corporation, to support the revitalization of companies suffering from excessive debt but professionally managed.

Note: For information on reforms in earlier years (back to DB2005), see the *Doing Business* reports for these years, available at <http://www.doingbusiness.org>.

Source: *Doing Business* database.

LABOR MARKET REGULATION

Doing Business measures flexibility in the regulation of employment, specifically as it affects the hiring and redundancy of workers and the rigidity of working hours. This year, for the first time, the indicators measuring flexibility in labor market regulations focus on those affecting the food retail industry, using a standardized case study of a cashier in a supermarket. Also new is that *Doing Business* collects data on regulations applying to employees hired through temporary-work agencies as well as on those applying to permanent employees or employees hired on fixed-term contracts. The indicators also cover additional areas of labor market regulation, including social protection schemes and benefits as well as labor disputes.

Over the period from 2007 to 2011 improvements were made to align the methodology for the labor market regulation indicators (formerly the employing workers indicators) with the letter and spirit of the International Labour Organization (ILO) conventions. Only 6 of the 188 ILO conventions cover areas measured by *Doing Business*: employee termination, weekend work, holiday with pay, night work, protection against unemployment and medical care and sickness benefits. The *Doing Business* methodology is fully consistent with these 6 conventions. The ILO conventions covering areas related to the labor market regulation indicators do not include the ILO core labor standards—8 conventions covering the right to collective bargaining, the elimination of forced labor, the abolition of child labor and equitable treatment in employment practices.

Between 2009 and 2011 the World Bank Group worked with a consultative group—including labor lawyers, employer and employee representatives, and experts from the ILO, the Organisation for Economic Co-operation and Development (OECD), civil society and the private sector—to review the methodology for the labor market regulation indicators and explore future areas of research.

A full report with the conclusions of the consultative group is available at:
<http://www.doingbusiness.org/methodology/employing-workers>.

Doing Business 2015 presents the data for the labor market regulation indicators in an annex. The report does not present rankings of economies on these indicators nor include the topic in the aggregate distance to frontier score or ranking on the ease of doing business. Detailed data collected on labor market regulations are available on the *Doing Business* website (<http://www.doingbusiness.org>). The data on labor market regulations are based on a detailed survey of employment regulations that is completed by local lawyers and public officials. Employment laws and regulations as well as secondary sources are reviewed to ensure accuracy. To make the data comparable across economies, several assumptions about the worker and the business are used.

The worker:

- Is a cashier in a supermarket or a grocery store
- Is a full-time employee
- Is not a member of the labor union, unless membership is mandatory

The business:

- Is a limited liability company (or the equivalent in the economy) with 60 employees.
- Operates a supermarket or grocery store in the economy's largest business city. For 11 economies the data are also collected for the second largest business city.
- Is subject to collective bargaining agreements if such agreements cover more than 50% of the food retail sector and they apply even to firms that are not party to them.
- Abides by every law and regulation but does not grant workers more benefits than those mandated by law, regulation or (if applicable) collective bargaining agreements.

LABOR MARKET REGULATION

What are the details?

The data reported here for Japan are based on a detailed survey of labor market regulation that is completed by local lawyers and public officials. Employment laws and

regulations as well as secondary sources are reviewed to ensure accuracy.

Difficulty of hiring index

Difficulty of hiring covers 4 areas: (i) whether fixed-term contracts are prohibited for permanent tasks; (ii) the maximum cumulative duration of fixed-term contracts; (iii) the minimum wage for a cashier, age 19, with 1 year of work experience; and (iv) the ratio of the minimum

wage to the average value added per worker. The average value added per worker is the ratio of an economy's GNI per capita to the working-age population as a percentage of the total population.

Difficulty of hiring index	Tokyo Data	Osaka Data
Fixed-term contracts prohibited for permanent tasks?	No	No
Maximum length of a single fixed-term contract (months)	36	36
Maximum length of fixed-term contracts, including renewals (months)	No limit	No limit
Minimum wage applicable to the worker assumed in the case study (US\$/month)	1785.35	1682.62
Ratio of minimum wage to value added per worker	0.29	0.27

Source: *Doing Business* database.

LABOR MARKET REGULATION

Rigidity of hours index

Rigidity of hours covers 7 areas: (i) whether the workweek can extend to 50 hours or more (including overtime) for 2 months in a year to respond to a seasonal increase in workload; (ii) the maximum number of days allowed in the workweek; (iii) the premium for night work (as a percentage of hourly pay); (iv) the premium for work on a weekly rest day (as a percentage of hourly pay); (v) whether there are restrictions on night work; (vi) whether there are restrictions on weekly holiday work; and (vii) the average paid annual leave for workers with 1 year of tenure, 5 years of tenure and 10 years of tenure.

Rigidity of hours index	Tokyo Data	Osaka Data
50-hour workweek allowed for 2 months a year in case of a seasonal increase in workload?	Yes	Yes
Maximum working days per week	6.0	6.0
Premium for night work (% of hourly pay)	25%	25%
Premium for work on weekly rest day (% of hourly pay)	35%	35%
Major restrictions on night work?	No	No
Major restrictions on weekly holiday?	No	No
Paid annual leave for a worker with 1 year of tenure (in working days)	10.0	10.0
Paid annual leave for a worker with 5 years of tenure (in working days)	16.0	16.0
Paid annual leave for a worker with 10 years of tenure (in working days)	20.0	20.0
Paid annual leave (average for workers with 1, 5 and 10 years of tenure, in working days)	15.3	15.3

Source: Doing Business database.

LABOR MARKET REGULATION

Difficulty of redundancy index

Difficulty of redundancy index looks at 9 questions: (i) what the length is in months of the maximum probationary period; (ii) whether redundancy is disallowed as a basis for terminating workers; (iii) whether the employer needs to notify a third party (such as a government agency) to terminate 1 redundant worker; (iv) whether the employer needs to notify a third party to terminate a group of 9 redundant workers; (v)

whether the employer needs approval from a third party to terminate 1 redundant worker; (vi) whether the employer needs approval from a third party to terminate a group of 9 redundant workers; (vii) whether the law requires the employer to reassign or retrain a worker before making the worker redundant; (viii) whether priority rules apply for redundancies; and (ix) whether priority rules apply for reemployment.

Difficulty of redundancy index	Tokyo Data	Osaka Data
Maximum length of probationary period (months)	n.a.	n.a.
Dismissal due to redundancy allowed by law?	Yes	Yes
Third-party notification if 1 worker is dismissed?	No	No
Third-party approval if 1 worker is dismissed?	No	No
Third-party notification if 9 workers are dismissed?	No	No
Third-party approval if 9 workers are dismissed?	No	No
Retraining or reassignment obligation before redundancy?	Yes	Yes
Priority rules for redundancies?	No	No
Priority rules for reemployment?	No	No

Source: Doing Business database.

LABOR MARKET REGULATION

Redundancy cost

Redundancy cost measures the cost of advance notice requirements, severance payments and penalties due when terminating a redundant worker, expressed in weeks of salary. The average value of notice

requirements and severance payments applicable to a worker with 1 year of tenure, a worker with 5 years and a worker with 10 years is considered. One month is recorded as 4 and 1/3 weeks.

Redundancy cost indicator (in salary weeks)	Tokyo Data	Osaka Data
Notice period for redundancy dismissal for a worker with 1 year of tenure	4.3	4.3
Notice period for redundancy dismissal for a worker with 5 years of tenure	4.3	4.3
Notice period for redundancy dismissal for a worker with 10 years of tenure	4.3	4.3
Notice period for redundancy dismissal (average for workers with 1, 5 and 10 years of tenure)	4.3	4.3
Severance pay for redundancy dismissal for a worker with 1 year of tenure	0.0	0.0
Severance pay for redundancy dismissal for a worker with 5 years of tenure	0.0	0.0
Severance pay for redundancy dismissal for a worker with 10 years of tenure	0.0	0.0
Severance pay for redundancy dismissal (average for workers with 1, 5 and 10 years of tenure)	0.0	0.0

Source: *Doing Business* database.

Social protection schemes and benefits & Labor disputes

Doing Business collects data on the existence of unemployment protection schemes as well as data on whether employers are legally required to provide health insurance for employees with permanent contracts.

Doing Business also assesses the mechanisms available to resolve labor disputes. More specifically, it collects data on what courts would be competent to hear labor disputes and whether the competent court is specialized in resolving labor disputes.

Social protection schemes and benefits & Labor disputes indicator	Tokyo Data	Osaka Data
Availability of unemployment protection scheme?	Yes	Yes
Health insurance existing for permanent employees?	Yes	Yes
Availability of courts or court sections specializing in labor disputes?	Yes	Yes

Source: *Doing Business* database.

DISTANCE TO FRONTIER AND EASE OF DOING BUSINESS RANKING

This year's report presents results for 2 aggregate measures: the distance to frontier score and the ease of doing business ranking, which for the first time this year is based on the distance to frontier score. The ease of doing business ranking compares economies with one another; the distance to frontier score benchmarks economies with respect to regulatory best practice, showing the absolute distance to the best performance on each *Doing Business* indicator. When compared across years, the distance to frontier score shows how much the regulatory environment for local entrepreneurs in an economy has changed over time in absolute terms, while the ease of doing business ranking can show only how much the regulatory environment has changed relative to that in other economies.

Distance to Frontier

The distance to frontier score captures the gap between an economy's performance and a measure of best practice across the entire sample of 31 indicators for 10 *Doing Business* topics (the labor market regulation indicators are excluded). For starting a business, for example, Canada and New Zealand have the smallest number of procedures required (1), and New Zealand the shortest time to fulfill them (0.5 days). Slovenia has the lowest cost (0.0), and Australia, Colombia and 110 other economies have no paid-in minimum capital requirement (table 15.1 in the *Doing Business 2015* report).

Calculation of the distance to frontier score

Calculating the distance to frontier score for each economy involves 2 main steps. First, individual component indicators are normalized to a common unit where each of the 31 component indicators y (except for the total tax rate) is rescaled using the linear transformation $(\text{worst} - y)/(\text{worst} - \text{frontier})$. In this formulation the frontier represents the best performance on the indicator across all economies since 2005 or the third year after data for the indicator were collected for the first time. For legal indicators such as those on getting credit or protecting minority investors, the frontier is set at the highest possible value. For the total tax rate, consistent with the use of a threshold in calculating the rankings on this indicator, the frontier is

defined as the total tax rate at the 15th percentile of the overall distribution for all years included in the analysis. For the time to pay taxes the frontier is defined as the lowest time recorded among all economies that levy the 3 major taxes: profit tax, labor taxes and mandatory contributions, and value added tax (VAT) or sales tax. In addition, the cost to export and cost to import for each year are divided by the GDP deflator, to take the general price level into account when benchmarking these absolute-cost indicators across economies with different inflation trends. The base year for the deflator is 2013 for all economies.

In the same formulation, to mitigate the effects of extreme outliers in the distributions of the rescaled data for most component indicators (very few economies need 700 days to complete the procedures to start a business, but many need 9 days), the worst performance is calculated after the removal of outliers. The definition of outliers is based on the distribution for each component indicator. To simplify the process, 2 rules were defined: the 95th percentile is used for the indicators with the most dispersed distributions (including time, cost, minimum capital and number of payments to pay taxes), and the 99th percentile is used for number of procedures and number of documents to trade. No outlier was removed for component indicators bound by definition or construction, including legal index scores (such as the depth of credit information index, extent of conflict of interest regulation index and strength of insolvency framework index) and the recovery rate (figure 15.1 in the *Doing Business 2015* report).

Second, for each economy the scores obtained for individual indicators are aggregated through simple averaging into one distance to frontier score, first for each topic and then across all 10 topics: starting a business, dealing with construction permits, getting electricity, registering property, getting credit, protecting minority investors, paying taxes, trading across borders, enforcing contracts and resolving insolvency. More complex aggregation methods—such as principal components and unobserved components—yield a ranking nearly identical to the simple average used by *Doing Business*⁶. Thus *Doing Business* uses the simplest

⁶ See Djankov, Manraj and others (2005). Principal components and unobserved components methods yield a ranking nearly identical to

method: weighting all topics equally and, within each topic, giving equal weight to each of the topic components⁷.

An economy's distance to frontier score is indicated on a scale from 0 to 100, where 0 represents the worst performance and 100 the frontier. All distance to frontier calculations are based on a maximum of 5 decimals. However, indicator ranking calculations and the ease of doing business ranking calculations are based on 2 decimals. The difference between an economy's distance to frontier score in any previous year and its score in 2014 illustrates the extent to which the economy has closed the gap to the regulatory frontier over time. And in any given year the score measures how far an economy is from the best performance at that time.

Treatment of the total tax rate

This year, for the first time, the total tax rate component of the paying taxes indicator set enters the distance to frontier calculation in a different way than any other indicator. The distance to frontier score obtained for the total tax rate is transformed in a nonlinear fashion before it enters the distance to frontier score for paying taxes. As a result of the nonlinear transformation, an increase in the total tax rate has a smaller impact on the distance to frontier score for the total tax rate—and therefore on the distance to frontier score for paying taxes—for economies with a below-average total tax rate than it would have in the calculation done in previous years (line B is smaller than line A in figure 15.2 of the *Doing Business 2015* report). And for economies with an extreme total tax rate (a rate that is very high relative to the average), an increase has a greater impact on both these distance to frontier scores than before (line D is bigger than line C in figure 15.2 of the *Doing Business 2015* report).

The nonlinear transformation is not based on any economic theory of an "optimal tax rate" that minimizes distortions or maximizes efficiency in an economy's

that from the simple average method because both these methods assign roughly equal weights to the topics, since the pairwise correlations among indicators do not differ much. An alternative to the simple average method is to give different weights to the topics, depending on which are considered of more or less importance in the context of a specific economy.

⁷ For getting credit, indicators are weighted proportionally, according to their contribution to the total score, with a weight of 60% assigned to the strength of legal rights index and 40% to the depth of credit information index. Indicators for all other topics are assigned equal weights

overall tax system. Instead, it is mainly empirical in nature. The nonlinear transformation along with the threshold reduces the bias in the indicator toward economies that do not need to levy significant taxes on companies like the *Doing Business* standardized case study company because they raise public revenue in other ways—for example, through taxes on foreign companies, through taxes on sectors other than manufacturing or from natural resources (all of which are outside the scope of the methodology). In addition, it acknowledges the need of economies to collect taxes from firms.

Calculation of scores for economies with 2 cities covered

For each of the 11 economies for which a second city was added in this year's report, the distance to frontier score is calculated as the population-weighted average of the distance to frontier scores for the 2 cities covered (table 12.1). This is done for the aggregate score, the scores for each topic and the scores for all the component indicators for each topic.

Table 12.1 Weights used in calculating the distance to frontier scores for economies with 2 cities covered

Economy	City	Weight (%)
Bangladesh	Dhaka	78
	Chittagong	22
Brazil	São Paulo	61
	Rio de Janeiro	39
China	Shanghai	55
	Beijing	45
India	Mumbai	47
	Delhi	53
Indonesia	Jakarta	78
	Surabaya	22
Japan	Tokyo	65
	Osaka	35
Mexico	Mexico City	83
	Monterrey	17
Nigeria	Lagos	77
	Kano	23
Pakistan	Karachi	65
	Lahore	35
Russian Federation	Moscow	70
	St. Petersburg	30
United States	New York	60
	Los Angeles	40

Source: United Nations, Department of Economic and Social Affairs, Population Division, World Urbanization Prospects, 2014 Revision. <http://esa.un.org/unpd/wup/CD-ROM/Default.aspx>.

Economies that improved the most across 3 or more *Doing Business* topics in 2013/14

Doing Business 2015 uses a simple method to calculate which economies improved the ease of doing business the most. First, it selects the economies that in 2013/14 implemented regulatory reforms making it easier to do business in 3 or more of the 10 topics included in this year's aggregate distance to frontier score. Twenty-one economies meet this criterion: Azerbaijan; Benin; the Democratic Republic of Congo; Côte d'Ivoire; the Czech Republic; Greece; India; Ireland; Kazakhstan; Lithuania; the former Yugoslav Republic of Macedonia; Poland; Senegal; the Seychelles; Spain; Switzerland; Taiwan, China; Tajikistan; Togo; Trinidad and Tobago; and the United Arab Emirates. Second, *Doing Business* sorts these economies on the increase in their distance to frontier score from the previous year using comparable data.

Selecting the economies that implemented regulatory reforms in at least 3 topics and had the biggest improvements in their distance to frontier scores is intended to highlight economies with ongoing, broad-based reform programs. The improvement in the distance to frontier score is used to identify the top improvers because this allows a focus on the absolute improvement—in contrast with the relative improvement shown by a change in rankings—that economies have made in their regulatory environment for business.

Ease of *Doing Business* ranking

The ease of doing business ranking ranges from 1 to 189. The ranking of economies is determined by sorting the aggregate distance to frontier scores, rounded to 2 decimals.

RESOURCES ON THE *DOING BUSINESS* WEBSITE

Current features

News on the *Doing Business* project
<http://www.doingbusiness.org>

Rankings

How economies rank—from 1 to 189
<http://www.doingbusiness.org/rankings>

Data

All the data for 189 economies—topic rankings, indicator values, lists of regulatory procedures and details underlying indicators
<http://www.doingbusiness.org/data>

Reports

Access to *Doing Business* reports as well as subnational and regional reports, reform case studies and customized economy and regional profiles
<http://www.doingbusiness.org/reports>

Methodology

The methodologies and research papers underlying *Doing Business*
<http://www.doingbusiness.org/methodology>

Research

Abstracts of papers on *Doing Business* topics and related policy issues
<http://www.doingbusiness.org/research>

***Doing Business* reforms**

Short summaries of DB2015 business regulation reforms, lists of reforms since DB2008 and a ranking simulation tool
<http://www.doingbusiness.org/reforms>

Historical data

Customized data sets since DB2004
<http://www.doingbusiness.org/custom-query>

Law library

Online collection of business laws and regulations relating to business
<http://www.doingbusiness.org/law-library>

Contributors

More than 10,700 specialists in 189 economies who participate in *Doing Business*
<http://www.doingbusiness.org/contributors/doing-business>

Entrepreneurship data

Data on business density (number of newly registered companies per 1,000 working-age people) for 139 economies
<http://www.doingbusiness.org/data/exploretopics/entrepreneurship>

Distance to frontier

Data benchmarking 189 economies to the frontier in regulatory practice
<http://www.doingbusiness.org/data/distance-to-frontier>

Information on good practices

Showing where the many good practices identified by *Doing Business* have been adopted
<http://www.doingbusiness.org/data/good-practice>

***Doing Business* iPhone App**

Doing Business at a Glance—presenting the full report, rankings and highlights for each topic for the iPhone, iPad and iPod touch
<http://www.doingbusiness.org/specialfeatures/iphone>



www.doingbusiness.org

ISBN 978-1-4648-0351-2



SKU 210351