

Doing Business



2012

Economy Profile: **Kazakhstan**

Doing business in a
more transparent world

COMPARING REGULATION FOR DOMESTIC FIRMS IN 183 ECONOMIES

© 2012 The International Bank for Reconstruction and Development /
The World Bank
1818 H Street NW
Washington, DC 20433
Telephone 202-473-1000
Internet www.worldbank.org

All rights reserved.
1 2 3 4 08 07 06 05

A copublication of The World Bank and the International Finance Corporation.

This volume is a product of the staff of the World Bank Group. The findings, interpretations and conclusions expressed in this volume do not necessarily reflect the views of the Executive Directors of the World Bank or the governments they represent. The World Bank does not guarantee the accuracy of the data included in this work.

Rights and Permissions

The material in this publication is copyrighted. Copying and/or transmitting portions or all of this work without permission may be a violation of applicable law. The World Bank encourages dissemination of its work and will normally grant permission to reproduce portions of the work promptly.

For permission to photocopy or reprint any part of this work, please send a request with complete information to the Copyright Clearance Center, Inc., 222 Rosewood Drive, Danvers, MA 01923, USA; telephone 978-750-8400; fax 978-750-4470; Internet www.copyright.com.

All other queries on rights and licenses, including subsidiary rights, should be addressed to the Office of the Publisher, The World Bank, 1818 H Street NW, Washington, DC 20433, USA; fax 202-522-2422; e-mail pubrights@worldbank.org.

Copies of *Doing Business 2012: Doing Business in a More Transparent World*, *Doing Business 2011: Making a Difference for Entrepreneurs*, *Doing Business 2010: Reforming through Difficult Times*, *Doing Business 2009*, *Doing Business 2008*, *Doing Business 2007: How to Reform*, *Doing Business in 2006: Creating Jobs*, *Doing Business in 2005: Removing Obstacles to Growth* and *Doing Business in 2004: Understanding Regulations* may be downloaded at www.doingbusiness.org.

ISBN: 978-0-8213-8833-4
E-ISBN: 978-0-8213-8834-1
DOI: 10.1596/978-0-8213-8833-4
ISSN: 1729-2638

Printed in the United States

CONTENTS

Introduction	4
The business environment	5
Starting a business	14
Dealing with construction permits	23
Getting electricity	39
Registering property	45
Getting credit	54
Protecting investors	61
Paying taxes	71
Trading across borders	79
Enforcing contracts	88
Resolving insolvency	95
Data notes	101
Resources on the <i>Doing Business</i> website	106

INTRODUCTION

Doing Business sheds light on how easy or difficult it is for a local entrepreneur to open and run a small to medium-size business when complying with relevant regulations. It measures and tracks changes in regulations affecting 10 areas in the life cycle of a business: starting a business, dealing with construction permits, getting electricity, registering property, getting credit, protecting investors, paying taxes, trading across borders, enforcing contracts and resolving insolvency.

In a series of annual reports *Doing Business* presents quantitative indicators on business regulations and the protection of property rights that can be compared across 183 economies, from Afghanistan to Zimbabwe, over time. The data set covers 46 economies in Sub-Saharan Africa, 32 in Latin America and the Caribbean, 24 in East Asia and the Pacific, 24 in Eastern Europe and Central Asia, 18 in the Middle East and North Africa and 8 in South Asia, as well as 31 OECD high-income economies. The indicators are used to analyze economic outcomes and identify what reforms have worked, where and why.

This economy profile presents the *Doing Business* indicators for Kazakhstan. To allow useful comparison, it also provides data for other selected economies (comparator economies) for each indicator. The data in this report are current as of June 1, 2011 (except for

the paying taxes indicators, which cover the period January–December 2010).

The *Doing Business* methodology has limitations. Other areas important to business—such as an economy's proximity to large markets, the quality of its infrastructure services (other than those related to trading across borders and getting electricity), the security of property from theft and looting, the transparency of government procurement, macroeconomic conditions or the underlying strength of institutions—are not directly studied by *Doing Business*. The indicators refer to a specific type of business, generally a local limited liability company operating in the largest business city. Because standard assumptions are used in the data collection, comparisons and benchmarks are valid across economies. The data not only highlight the extent of obstacles to doing business; they also help identify the source of those obstacles, supporting policy makers in designing regulatory reform.

More information is available in the full report. *Doing Business 2012* presents the indicators, analyzes their relationship with economic outcomes and recommends regulatory reforms. The data, along with information on ordering *Doing Business 2012*, are available on the *Doing Business* website at <http://www.doingbusiness.org>.

THE BUSINESS ENVIRONMENT

For policy makers trying to improve their economy's regulatory environment for business, a good place to start is to find out how it compares with the regulatory environment in other economies. *Doing Business* provides an aggregate ranking on the ease of doing business based on indicator sets that measure and benchmark regulations applying to domestic small to medium-size businesses through their life cycle. Economies are ranked from 1 to 183 by the ease of doing business index. For each economy the index is calculated as the ranking on the simple average of its percentile rankings on each of the 10 topics included in the index in *Doing Business 2012*: starting a business, dealing with construction permits, getting electricity, registering property, getting credit, protecting investors, paying taxes, trading across borders, enforcing contracts and resolving insolvency. The ranking on each topic is the simple average of the percentile rankings on its component indicators (see the data notes for more details).¹

The aggregate ranking on the ease of doing business benchmarks each economy's performance on the indicators against that of all other economies in the *Doing Business* sample (figure 1.1). While this ranking tells much about the business environment in an economy, it does not tell the whole story. The ranking on the ease of doing business, and the underlying indicators, do not measure all aspects of the business environment that matter to firms and investors or that affect the competitiveness of the economy. Still, a high ranking does mean that the government has created a regulatory environment conducive to operating a business.

ECONOMY OVERVIEW

Region: Eastern Europe & Central Asia

Income category: Upper middle income

Population: 16,316,050

GNI per capita (US\$): 7,440.00

DB2012 rank: 47

DB2011 rank: 58

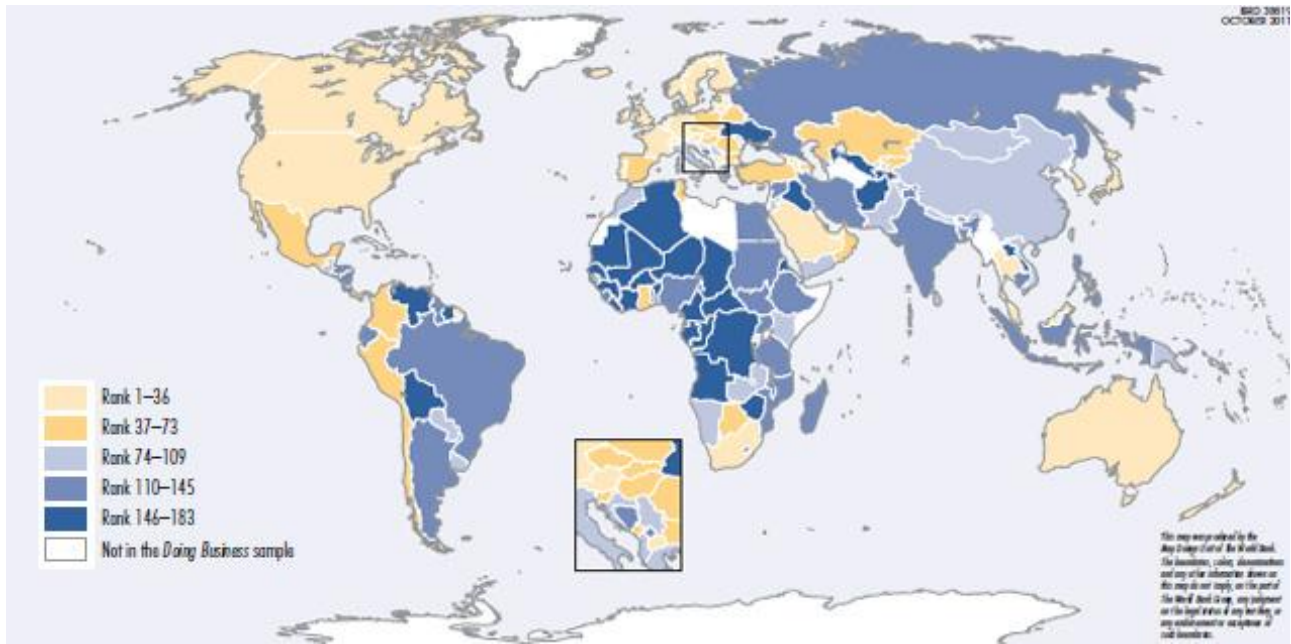
Change in rank: 11

Note: See the data notes for sources and definitions.

¹ Except for the ease of getting credit, for which the percentile rankings on its component indicators are weighted, the depth of credit information index at 37.5% and the strength of legal rights index at 62.5%.

THE BUSINESS ENVIRONMENT

Figure 1.1 Where economies stand in the global ranking on the ease of doing business



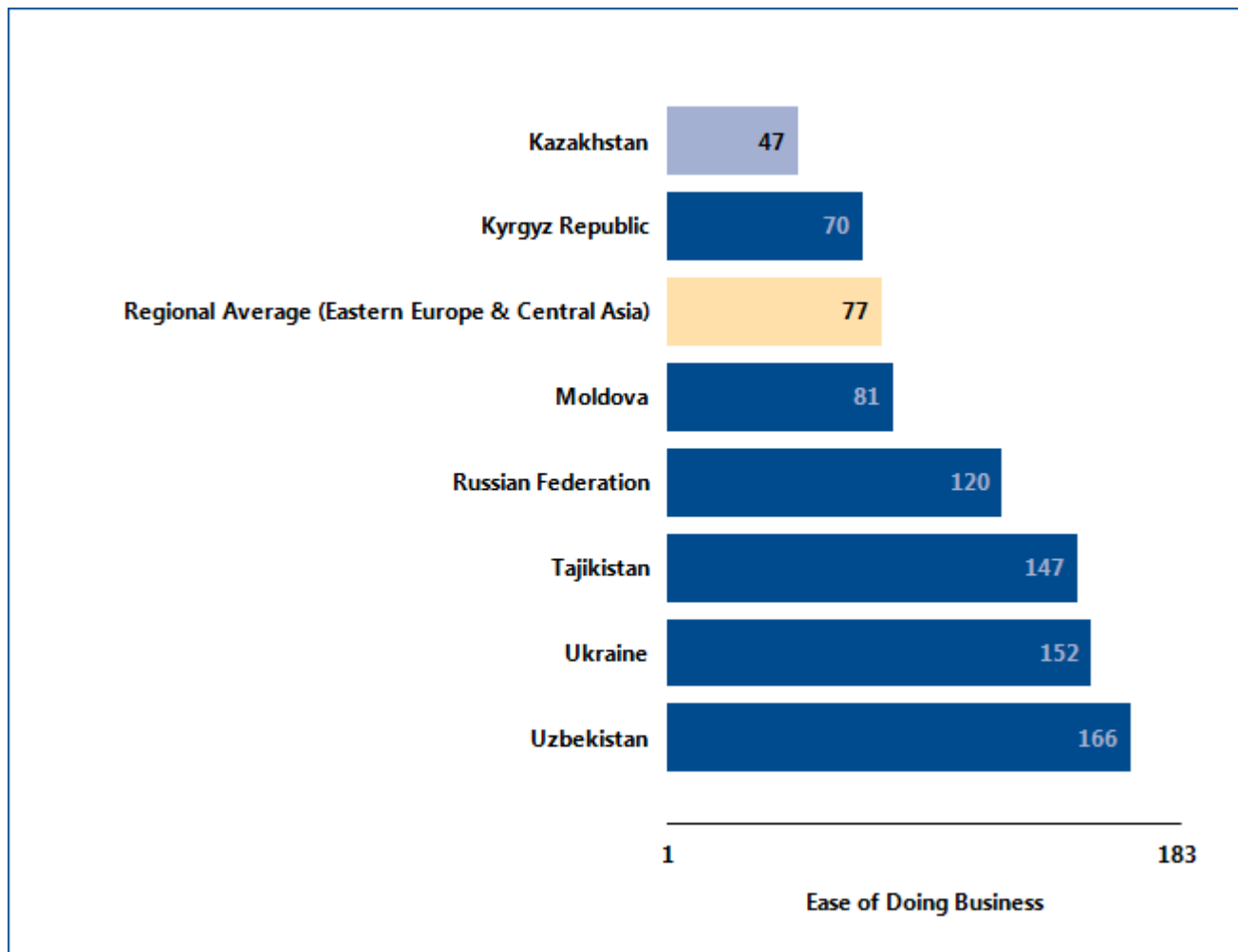
Source: *Doing Business* database.

THE BUSINESS ENVIRONMENT

For policy makers, knowing where their economy stands in the aggregate ranking on the ease of doing business is useful. Also useful is to know how it ranks compared with other economies and compared with

the regional average (figure 1.2). The economy's rankings on the topics included in the ease of doing business index provide another perspective (figure 1.3).

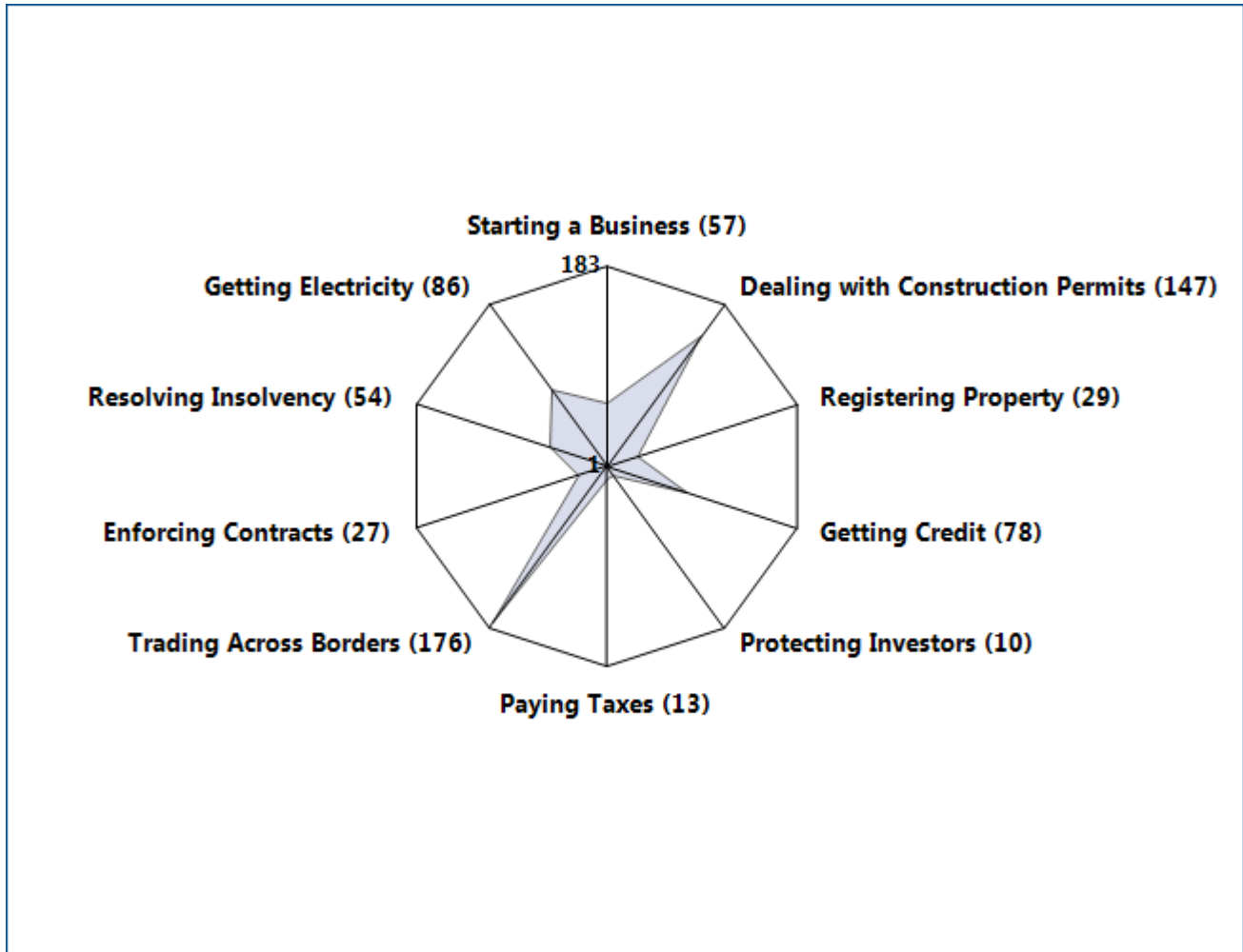
Figure 1.2 How Kazakhstan and comparator economies rank on the ease of doing business



Source: Doing Business database.

THE BUSINESS ENVIRONMENT

Figure 1.3 How Kazakhstan ranks on *Doing Business* topics



Source: *Doing Business* database.

THE BUSINESS ENVIRONMENT

Just as the overall ranking on the ease of doing business tells only part of the story, so do changes in that ranking. Yearly movements in rankings can provide some indication of changes in an economy’s regulatory environment for firms, but they are always relative. An economy’s ranking might change because of developments in other economies. An economy that implemented business regulation reforms may fail to rise in the rankings (or may even drop) if it is passed by others whose business regulation reforms had a more significant impact as measured by *Doing Business*.

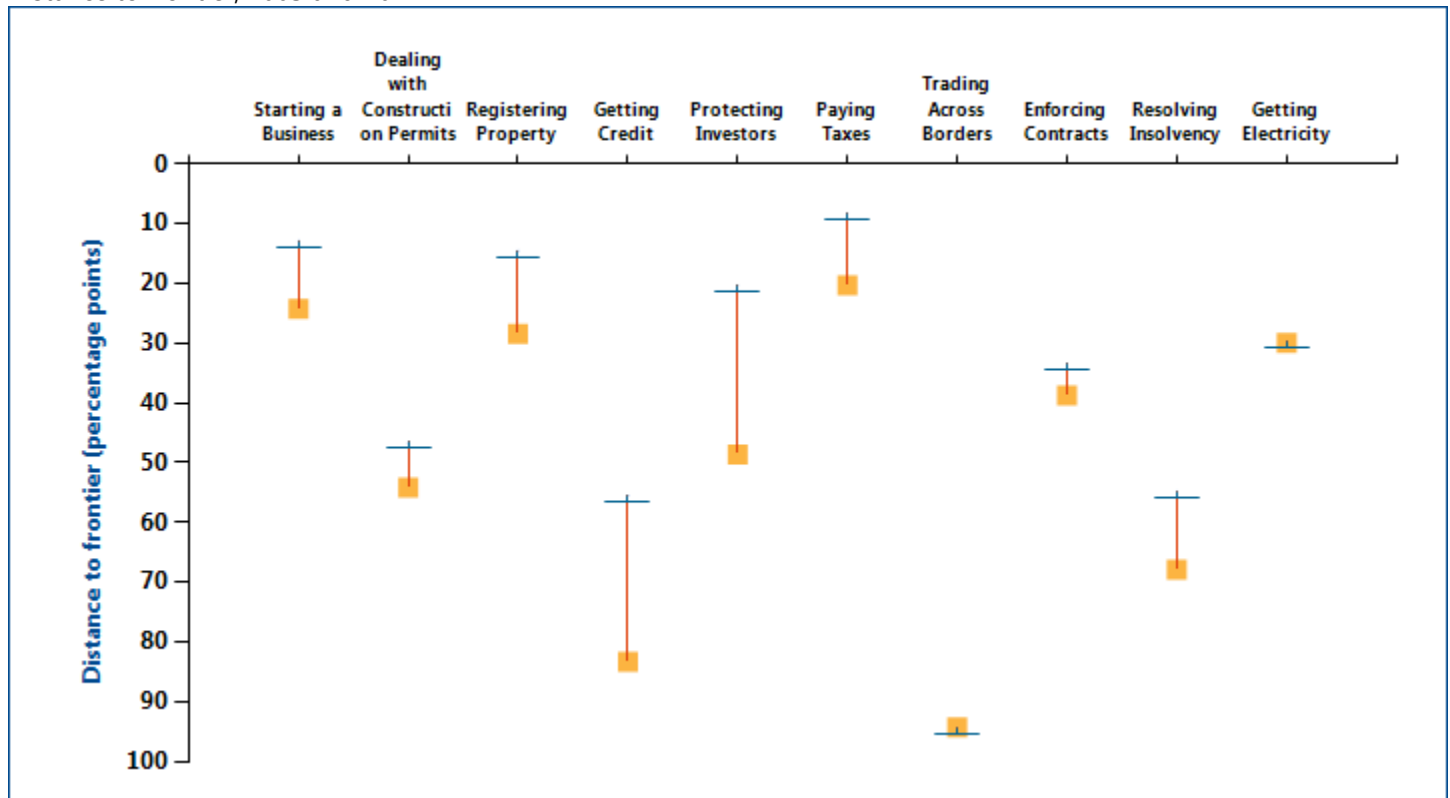
Moreover, year-to-year changes in the overall rankings do not reflect how the business regulatory environment in an economy has changed over time—or how it has changed in different areas. To aid in assessing such changes, *Doing Business 2012* introduces the distance to frontier measure.

This measure shows the distance of each economy to the “frontier,” a synthetic measure based on the most efficient practice or highest score observed for each *Doing Business* indicator across all economies and years included in the *Doing Business* sample since 2005. Nine areas of business regulation are covered.

Comparing the measure for an economy at 2 points in time allows users to assess how much the economy’s regulatory environment as measured by *Doing Business* has changed over time—how far it has moved toward (or away from) the most efficient practices and strongest regulations in areas covered by *Doing Business* (figure 1.4). The results may show that the pace of change varies widely across the areas measured. They also may show that an economy is relatively close to the frontier in some areas and relatively far from it in others.

Figure 1.4 How far has Kazakhstan come in the areas measured by *Doing Business*?

Distance to frontier, 2005 and 2011



Note: For economies added to the *Doing Business* sample after 2005, the starting point is the year in which they were added: 2006 for Montenegro; 2007 for Brunei Darussalam, Liberia and Luxembourg; 2008 for The Bahamas, Bahrain and Qatar; and 2009 for Cyprus and Kosovo. See the data notes for more details on the distance to frontier measure.

Source: *Doing Business* database.

THE BUSINESS ENVIRONMENT

The absolute values of the indicators tell another part of the story (table 1.1). The indicators, on their own or in comparison with the indicators of a good practice economy or those of comparator economies in the region, may reveal bottlenecks reflected in large numbers of procedures, long delays or high costs. Or they may reveal unexpected strengths in an area of

business regulation—such as a regulatory process that can be completed with a small number of procedures in a few days and at a low cost. Comparison of the economy's indicators today with those in the previous year may show where substantial bottlenecks persist—and where they are diminishing.

Table 1.1 Summary of *Doing Business* indicators for Kazakhstan

Indicator	Kazakhstan DB2012	Kazakhstan DB2011	Kyrgyz Republic DB2012	Moldova DB2012	Russian Federation DB2012	Tajikistan DB2012	Ukraine DB2012	Uzbekistan DB2012	Best performer globally DB2012
Starting a Business (rank)	57	49	17	88	111	70	112	96	New Zealand (1)
Procedures (number)	6	6	2	7	9	5	9	6	Canada (1)*
Time (days)	19	19	10	9	30	24	24	14	New Zealand (1)
Cost (% of income per capita)	0.8	1.0	3.5	9.1	2.0	33.3	4.4	6.4	Denmark (0.0)*
Paid-in Min. Capital (% of income per capita)	0.0	0.0	0.0	9.9	1.6	0.0	1.8	27.2	82 Economies (0.0)*
Dealing with Construction Permits (rank)	147	148	62	164	178	177	180	145	Hong Kong SAR, China (1)
Procedures (number)	32	32	12	27	51	26	21	25	Denmark (5)
Time (days)	189	189	142	291	423	228	375	243	Singapore (26)*
Cost (% of income per capita)	93.2	119.8	171.8	79.2	183.8	849.9	1462.3	57.0	Qatar (1.1)

Indicator	Kazakhstan DB2012	Kazakhstan DB2011	Kyrgyz Republic DB2012	Moldova DB2012	Russian Federation DB2012	Tajikistan DB2012	Ukraine DB2012	Uzbekistan DB2012	Best performer globally DB2012
Getting Electricity (rank)	86	87	181	160	183	178	169	170	Iceland (1)
Procedures (number)	6	6	7	7	10	9	11	9	Germany (3)*
Time (days)	88	88	337	140	281	238	274	117	Germany (17)
Cost (% of income per capita)	88.4	111.3	2545.6	660.6	1852.4	1297.9	229.2	1783.3	Japan (0.0)
Registering Property (rank)	29	27	17	18	45	90	166	136	New Zealand (3)
Procedures (number)	4	4	4	5	5	6	10	12	Portugal (1)*
Time (days)	40	40	5	5	43	37	117	78	Portugal (1)
Cost (% of property value)	0.1	0.1	2.2	0.9	0.2	5.3	3.9	0.9	Slovak Republic (0.0)
Getting Credit (rank)	78	75	8	40	98	177	24	159	United Kingdom (1)*
Strength of legal rights index (0-10)	4	4	10	8	3	2	9	2	New Zealand (10)*
Depth of credit information index (0-6)	5	5	4	4	5	0	4	3	Japan (6)*
Public registry coverage (% of adults)	0.0	0.0	0.0	0.0	0.0	0.0	0.0	5.0	Portugal (86.2)
Private bureau coverage (% of adults)	37.6	29.9	18.7	3.0	35.8	0.0	17.0	3.6	New Zealand (100.0)*
Protecting Investors (rank)	10	44	13	111	111	65	111	133	New Zealand (1)
Extent of disclosure index (0-10)	9	8	8	7	6	8	5	4	France (10)*

Indicator	Kazakhstan DB2012	Kazakhstan DB2011	Kyrgyz Republic DB2012	Moldova DB2012	Russian Federation DB2012	Tajikistan DB2012	Ukraine DB2012	Uzbekistan DB2012	Best performer globally DB2012
Extent of director liability index (0-10)	6	1	7	1	2	3	2	1	Singapore (9)*
Ease of shareholder suits index (0-10)	9	9	8	6	6	6	7	7	New Zealand (10)*
Strength of investor protection index (0-10)	8.0	6.0	7.7	4.7	4.7	5.7	4.7	4.0	New Zealand (9.7)
Paying Taxes (rank)	13	26	162	83	105	168	181	157	Canada (8)
Payments (number per year)	7	7	52	48	9	69	135	41	Norway (4)
Time (hours per year)	188	271	210	228	290	224	657	205	Luxembourg (59)
Trading Across Borders (rank)	176	176	171	134	160	177	140	183	Singapore (1)
Documents to export (number)	9	9	8	6	8	11	6	10	France (2)
Time to export (days)	76	76	63	32	36	82	30	71	Hong Kong SAR, China (5)*
Cost to export (US\$ per container)	3130	3005	3210	1545	1850	3850	1865	3150	Malaysia (450)
Documents to import (number)	12	12	9	7	10	9	8	11	France (2)
Time to import (days)	62	62	72	35	36	83	33	92	Singapore (4)
Cost to import (US\$ per container)	3290	3055	3450	1740	1800	4550	2155	4650	Malaysia (435)
Enforcing Contracts (rank)	27	26	48	26	13	42	44	43	Luxembourg (1)

Indicator	Kazakhstan DB2012	Kazakhstan DB2011	Kyrgyz Republic DB2012	Moldova DB2012	Russian Federation DB2012	Tajikistan DB2012	Ukraine DB2012	Uzbekistan DB2012	Best performer globally DB2012
Time (days)	390	390	260	352	281	430	343	195	Singapore (150)
Cost (% of claim)	22.0	22.0	29.0	28.6	13.4	25.5	41.5	22.2	Bhutan (0.1)
Procedures (number)	36	36	38	30	36	35	30	42	Ireland (21)*
Resolving Insolvency (rank)	54	49	150	91	60	68	156	117	Japan (1)
Time (years)	1.5	1.5	4.0	2.8	2.0	1.7	2.9	4.0	Ireland (0.4)
Cost (% of estate)	15	15	15	9	9	9	42	10	Singapore (1)*
Recovery rate (cents on the dollar)	42.7	43.3	11.7	31.3	41.5	38.2	8.9	23.7	Japan (92.7)

Note: The methodology for the paying taxes indicators changed in *Doing Business 2012*; see the data notes for details. For these indicators, the best performer globally is the economy that has implemented the most efficient practices in its tax system and is not necessarily the one with the highest ranking. For more information on “no practice” marks, see the data notes for details.

* Two or more economies share the top ranking on this indicator. A number shown in place of an economy’s name indicates the number of economies that share the top ranking on the indicator. For a list of these economies, see the *Doing Business* website (<http://www.doingbusiness.org>).

Source: *Doing Business* database.

STARTING A BUSINESS

Formal registration of companies has many immediate benefits for the companies and for business owners and employees. Legal entities can outlive their founders. Resources are pooled as several shareholders join forces to start a company. Formally registered companies have access to services and institutions from courts to banks as well as to new markets. And their employees can benefit from protections provided by the law. An additional benefit comes with limited liability companies. These limit the financial liability of company owners to their investments, so personal assets of the owners are not put at risk. Where governments make registration easy, more entrepreneurs start businesses in the formal sector, creating more good jobs and generating more revenue for the government.

What do the indicators cover?

Doing Business measures the ease of starting a business in an economy by recording all procedures that are officially required or commonly done in practice by an entrepreneur to start up and formally operate an industrial or commercial business—as well as the time and cost required to complete these procedures. It also records the paid-in minimum capital that companies must deposit before registration (or within 3 months). The ranking on the ease of starting a business is the simple average of the percentile rankings on the 4 component indicators: procedures, time, cost and paid-in minimum capital requirement.

To make the data comparable across economies, *Doing Business* uses several assumptions about the business and the procedures. It assumes that all information is readily available to the entrepreneur and that there has been no prior contact with officials. It also assumes that all government and nongovernment entities involved in the process function without corruption. And it assumes that the business:

- Is a limited liability company, located in the largest business city.
- Conducts general commercial or industrial activities.

WHAT THE STARTING A BUSINESS INDICATORS MEASURE

Procedures to legally start and operate a company (number)

- Preregistration (for example, name verification or reservation, notarization)
- Registration in the economy's largest business city
- Postregistration (for example, social security registration, company seal)

Time required to complete each procedure (calendar days)

- Does not include time spent gathering information
- Each procedure starts on a separate day
- Procedure completed once final document is received
- No prior contact with officials

Cost required to complete each procedure (% of income per capita)

- Official costs only, no bribes
- No professional fees unless services required by law

Paid-in minimum capital (% of income per capita)

- Deposited in a bank or with a notary before registration (or within 3 months)
- Has a start-up capital of 10 times income per capita.
- Has a turnover of at least 100 times income per capita.
- Does not qualify for any special benefits.
- Does not own real estate.
- Is 100% domestically owned.

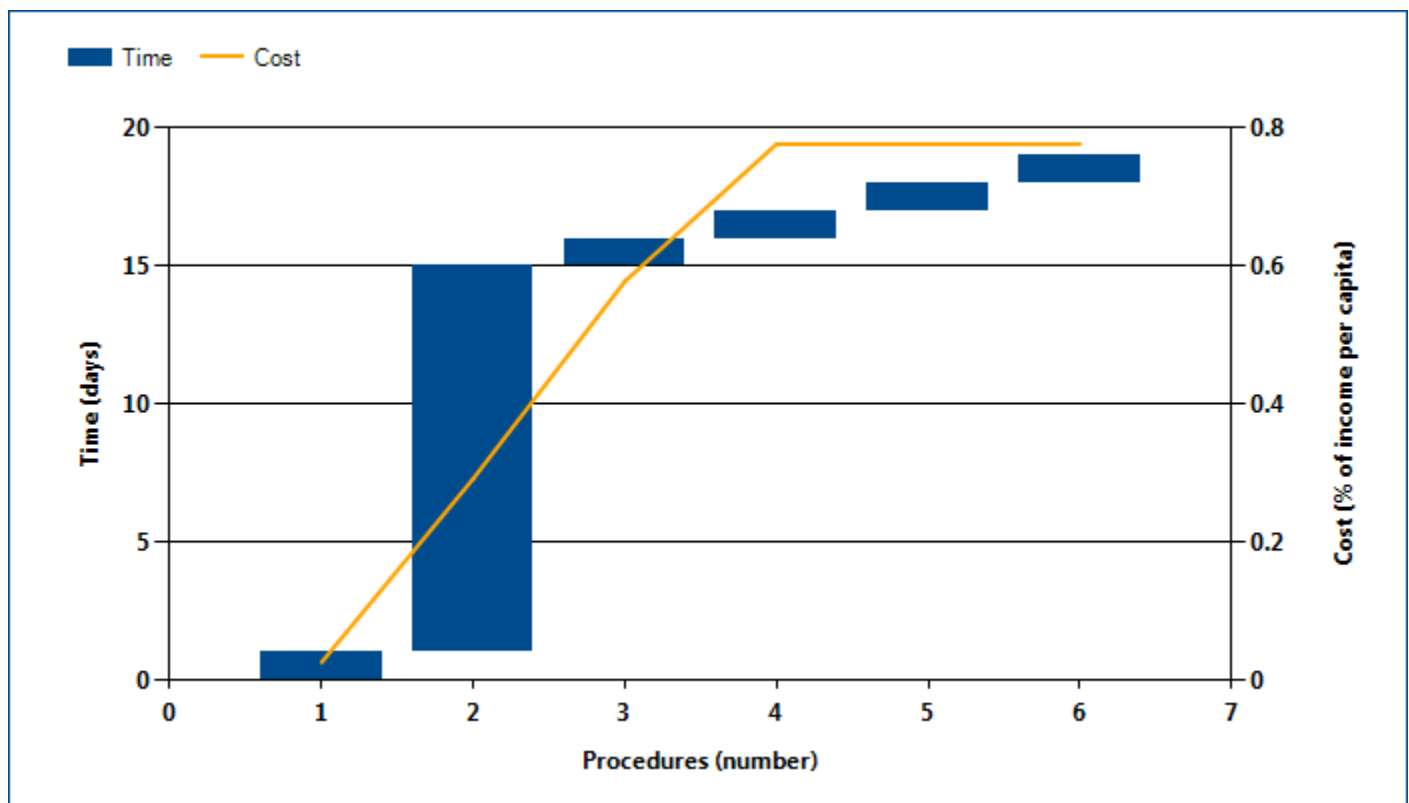
STARTING A BUSINESS

Where does the economy stand today?

What does it take to start a business in Kazakhstan? According to data collected by *Doing Business*, starting a business there requires 6 procedures, takes 19 days,

costs 0.8% of income per capita and requires paid-in minimum capital of 0.0% of income per capita (figure 2.1).

Figure 2.1 What it takes to start a business in Kazakhstan
Paid-in minimum capital (% of income per capita): 0.0



Note: For details on the procedures reflected here, see the summary at the end of this chapter.

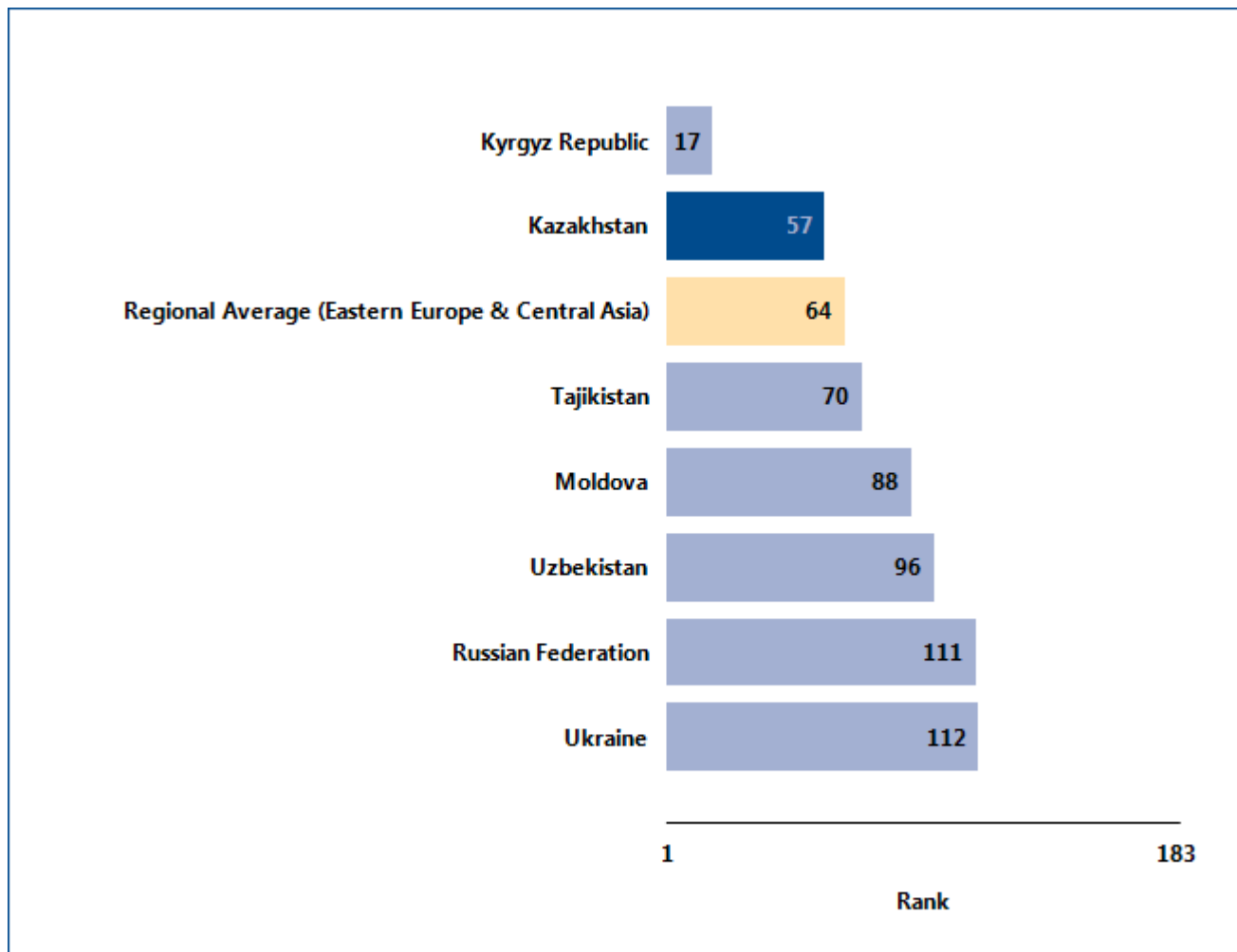
Source: *Doing Business* database.

STARTING A BUSINESS

Globally, Kazakhstan stands at 57 in the ranking of 183 economies on the ease of starting a business (figure 2.2). The rankings for comparator economies and the

regional average ranking provide other useful information for assessing how easy it is for an entrepreneur in Kazakhstan to start a business.

Figure 2.2 How Kazakhstan and comparator economies rank on the ease of starting a business



Source: Doing Business database.

STARTING A BUSINESS

What are the changes over time?

While the most recent *Doing Business* data reflect how easy (or difficult) it is to start a business in Kazakhstan today, data over time show which aspects of the process have changed—and which have not (table 2.1). That can help identify where the potential for improvement is greatest.

Table 2.1 The ease of starting a business in Kazakhstan over time
By *Doing Business* report year

Indicator	DB2004	DB2005	DB2006	DB2007	DB2008	DB2009	DB2010	DB2011	DB2012
Rank	49	57
Procedures (number)	10	10	8	8	8	8	7	6	6
Time (days)	26	26	25	21	21	21	20	19	19
Cost (% of income per capita)	11.1	10.5	8.6	7.0	7.6	5.2	4.8	1.0	0.8
Paid-in Min. Capital (% of income per capita)	35.8	32.7	28.1	23.1	22.9	15.9	13.4	0.0	0.0

Note: n.a. = not applicable (the economy was not included in *Doing Business* for that year). DB2012 rankings reflect changes to the methodology.

Source: *Doing Business* database.

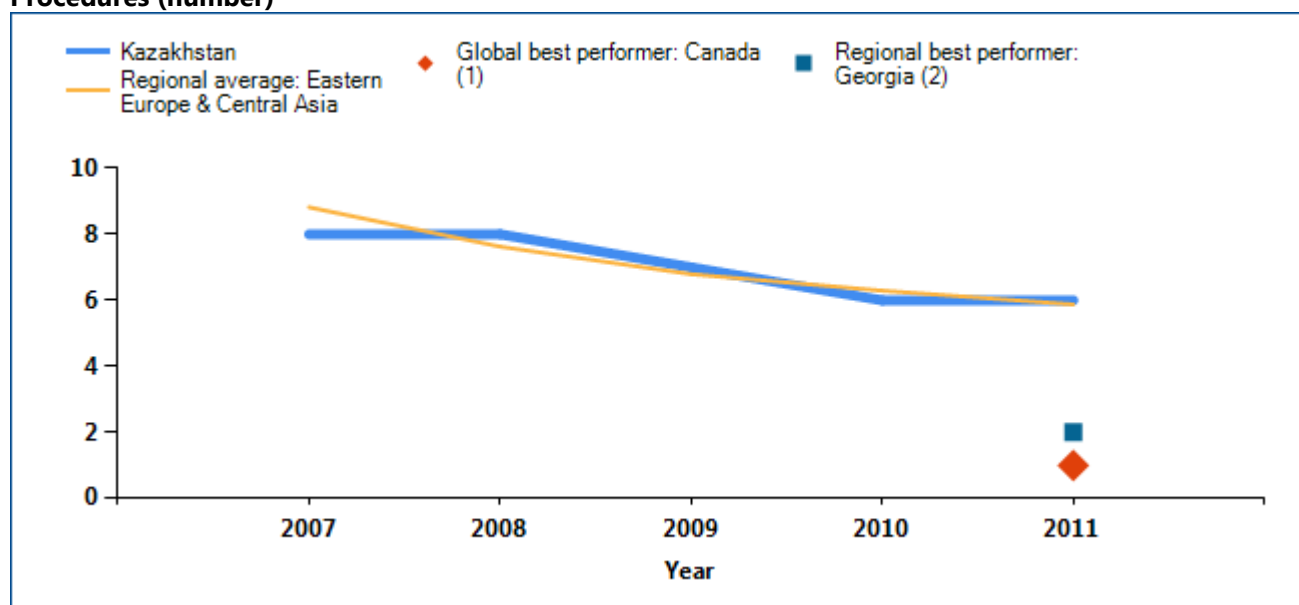
STARTING A BUSINESS

Equally helpful may be the benchmarks provided by the economies that today have the best performance regionally or globally on the procedures, time, cost or paid-in minimum capital required to start a business (figure 2.3). These economies may provide a model for

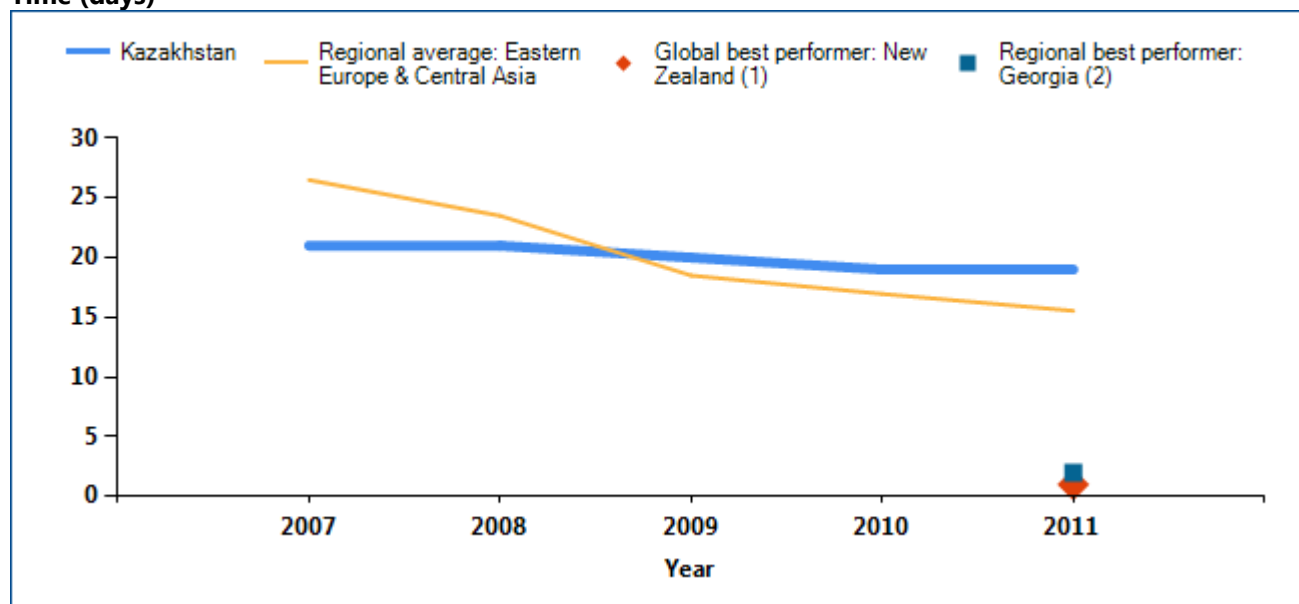
Kazakhstan on ways to improve the ease of starting a business. And changes in regional averages can show where Kazakhstan is keeping up—and where it is falling behind.

Figure 2.3 Has starting a business become easier over time?

Procedures (number)

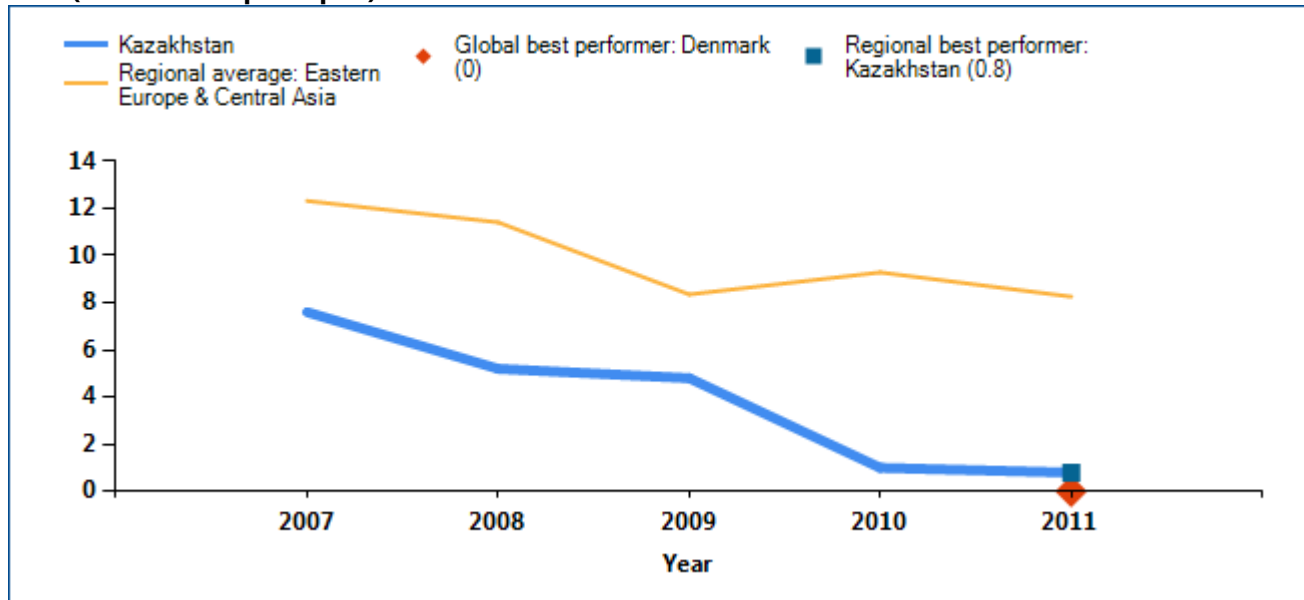


Time (days)

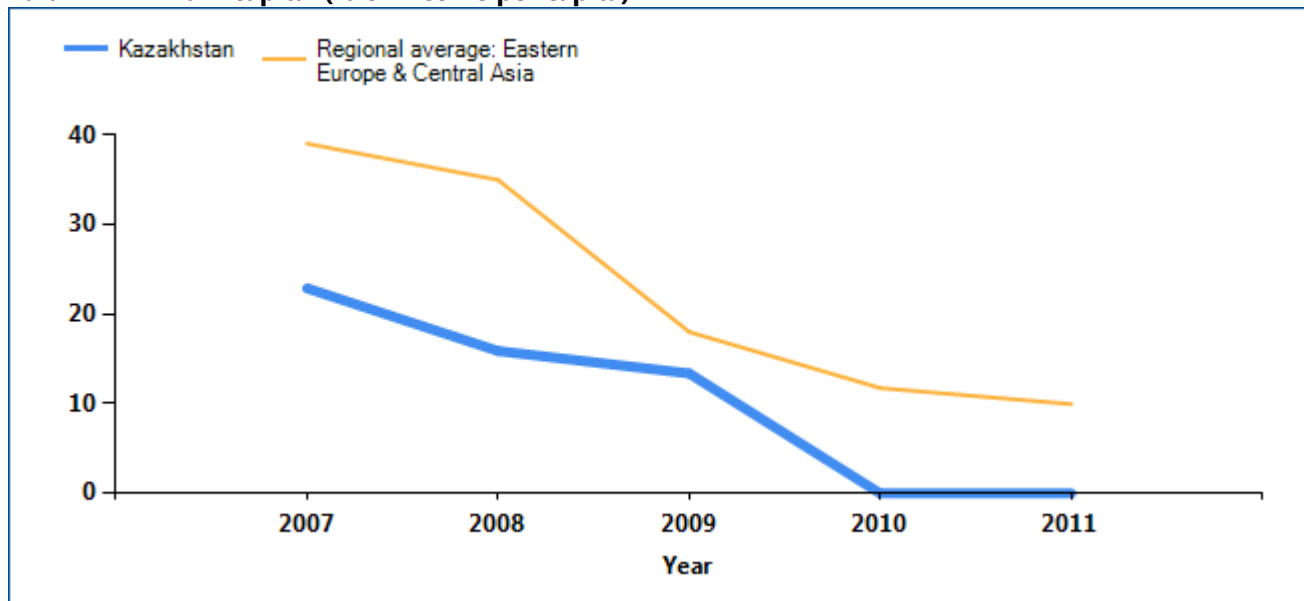


STARTING A BUSINESS

Cost (% of income per capita)



Paid-in minimum capital (% of income per capita)



Note: The economy with the best performance regionally on each indicator, and the economy with the best performance globally, are included as benchmarks. In some cases 2 or more economies share the top regional or global ranking on an indicator. In the case of paid-in minimum capital, 82 economies globally and economies in Eastern Europe & Central Asia have no paid-in minimum capital.

Source: Doing Business database.

STARTING A BUSINESS

Economies around the world have taken steps making it easier to start a business—streamlining procedures by setting up a one-stop shop, making procedures simpler or faster by introducing technology and reducing or eliminating minimum capital requirements. Many have undertaken business registration reforms in stages—and they often are part of a larger regulatory reform program. Among the benefits have been

greater firm satisfaction and savings and more registered businesses, financial resources and job opportunities.

What business registration reforms has *Doing Business* recorded in Kazakhstan (table 2.2)?

Table 2.2 How has Kazakhstan made starting a business easier—or not?
By *Doing Business* report year

DB Year	Reform
DB2012	No reform.
DB2011	Kazakhstan eased business start-up by reducing the minimum capital requirement to 100 tenge (\$0.70) and eliminating the need to have the memorandum of association and company charter notarized.
DB2010	Business start-up was made easier by simplifying documentation requirements and abolishing the requirement to register at the local tax office.
DB2009	No reform.

Note: For information on reforms in earlier years (back to DB2005), see the *Doing Business* reports for these years, available at <http://www.doingbusiness.org>.

Source: *Doing Business* database.

STARTING A BUSINESS

What are the details?

Underlying the indicators shown in this chapter for Kazakhstan is a set of specific procedures—the bureaucratic and legal steps that an entrepreneur must complete to incorporate and register a new firm. These are identified by *Doing Business* through collaboration with relevant local professionals and the study of laws, regulations and publicly available information on business entry in that economy. Following is a detailed summary of those procedures, along with the associated time and cost. These procedures are those that apply to a company matching the standard assumptions (the “standardized company”) used by *Doing Business* in collecting the data (see the section in this chapter on what the indicators measure).

STANDARDIZED COMPANY

City: Almaty

Legal Form: Private Limited Liability Company

Start-up capital: 10 times GNI per capita

Paid-in minimum capital (% of income per capita): 0.0

Summary of procedures for starting a business in Kazakhstan—and the time and cost

No.	Procedure	Time to complete	Cost to complete
1	<p>Open bank account and deposit initial capital; pay registration fee into the account of the Ministry of Justice</p> <p>Founders must pay at least 100 KZT prior to state registration with the Public Registration Center. The entire charter capital must be paid within the term established by the general meeting of founders, but no later a year from state registration of the company.</p>	1 day	no charge or bank fee; KZT 5 for a receipt or 1% of fee payment for service of a bank
2	<p>State registration of legal entity and tax registration at the Public Registration Center</p> <p>The following documents should be submitted to the registrar:</p> <ul style="list-style-type: none"> - Application form; - standard articles of association (3 copies); - copies of ID; - document confirming the payment of the state registration fee (KZT 3024); <p>If necessary the Power of attorney on the representative shall be presented also.</p> <p>Registration fees are 2 times the Index (1 MCI = KZT 1512).</p>	14 days	KZT 3024
3	<p>Make a company seal</p> <p>To make a company seal, promoters must file a copy of certificate of</p>	1 day	KZT 2,000 - KZT 4,500

No.	Procedure	Time to complete	Cost to complete
	state registration of the company; a power of attorney, if the person is not the director; the taxpayer registration certificate; and a letter of application requesting the seal, with required information about the seal content.		
4	<p>Notarize certificate of state registration and other post-registration documents</p> <p>Under the Tax Code of January 1, 2009 Article 536(15), the notary fee for certifying copies of the state registration and other postregistration documents shall be 10% of the MCI per page. Each registration document is a two-page document, and the total for one set of certified copies (if the charter had 10 pages) would be 10% of MCI x 16 pages. One set of notarized copies of the registration documents and the charter is usually required to open a bank account. Additional copies would be needed if the company were to apply for work permits to employ expatriates, obtain licenses and other operational permits, or set up subsidiaries or acquire shares or ownership interests in other legal entities.</p>	1 day	10% MCI per page
5	<p>Open the current account in the bank</p> <p>To open a current account, the founder must provide the bank with the following documents:</p> <ul style="list-style-type: none"> - Cards with sample signatures and an imprint of the company seal. - Copy of a document, distributed by the tax authority, confirming registration with the tax authority. - Copy of the state registration certificate of legal entity from the registration body of the Ministry of Justice of the Republic of Kazakhstan. - Notarized copy of the charter, or other document confirming activity of the legal entity operating on the basis of a standard charter. - Copies of identity documents for person(s) listed on the signature card(s) and company founders. - Application for bank account setup (bank-provided form). 	1 day	KTZ 0 up to roughly KZT 10,000
6	<p>Register for the obligatory insurance of life and health for employees</p> <p>Each employee should have employer-paid insurance according to the Law On Obligatory Insurance of The Liability of the Employer for Life and Health Tort to The Employee in Discharge of Labor and (Official) Duties (February 7, 2005) that became effective on July 1, 2005. The amount of insurance premium payable by an employer depends on insurance risks and wages. To assess risks, the insurance companies place all insurable personnel into three categories: administrative, operational, and support. Amounts of the insurance premium vary from 0.04% to 9.99%. According to 7 May 2007 amendments to the law on obligatory insurance, an employer is required to get an insurance policy within 10 business days from the date of state registration indicated in the company's Certificate of State Registration</p>	1 day	no charge

* Takes place simultaneously with another procedure.

Source: *Doing Business* database.

DEALING WITH CONSTRUCTION PERMITS

Regulation of construction is critical to protect the public. But it needs to be efficient, to avoid excessive constraints on a sector that plays an important part in every economy. Where complying with building regulations is excessively costly in time and money, many builders opt out. They may pay bribes to pass inspections or simply build illegally, leading to hazardous construction that puts public safety at risk. Where compliance is simple, straightforward and inexpensive, everyone is better off.

What do the indicators cover?

Doing Business records the procedures, time and cost for a business to obtain all the necessary approvals to build a simple commercial warehouse in the economy's largest business city, connect it to basic utilities and register the property so that it can be used as collateral or transferred to another entity.

The ranking on the ease of dealing with construction permits is the simple average of the percentile rankings on its component indicators: procedures, time and cost.

To make the data comparable across economies, *Doing Business* uses several assumptions about the business and the warehouse, including the utility connections.

The business:

- Is a limited liability company operating in the construction business and located in the largest business city.
- Is domestically owned and operated.
- Has 60 builders and other employees.

The warehouse:

- Is a new construction (there was no previous construction on the land).
- Has complete architectural and technical plans prepared by a licensed architect.

WHAT THE DEALING WITH CONSTRUCTION PERMITS INDICATORS MEASURE

Procedures to legally build a warehouse (number)

Submitting all relevant documents and obtaining all necessary clearances, licenses, permits and certificates

Completing all required notifications and receiving all necessary inspections

Obtaining utility connections for water, sewerage and a fixed telephone line

Registering the warehouse after its completion (if required for use as collateral or for transfer of the warehouse)

Time required to complete each procedure (calendar days)

Does not include time spent gathering information

Each procedure starts on a separate day

Procedure completed once final document is received

No prior contact with officials

Cost required to complete each procedure (% of income per capita)

Official costs only, no bribes

- Will be connected to water, sewerage (sewage system, septic tank or their equivalent) and a fixed telephone line. The connection to each utility network will be 10 meters (32 feet, 10 inches) long.
- Will be used for general storage, such as of books or stationery (not for goods requiring special conditions).
- Will take 30 weeks to construct (excluding all delays due to administrative and regulatory requirements).

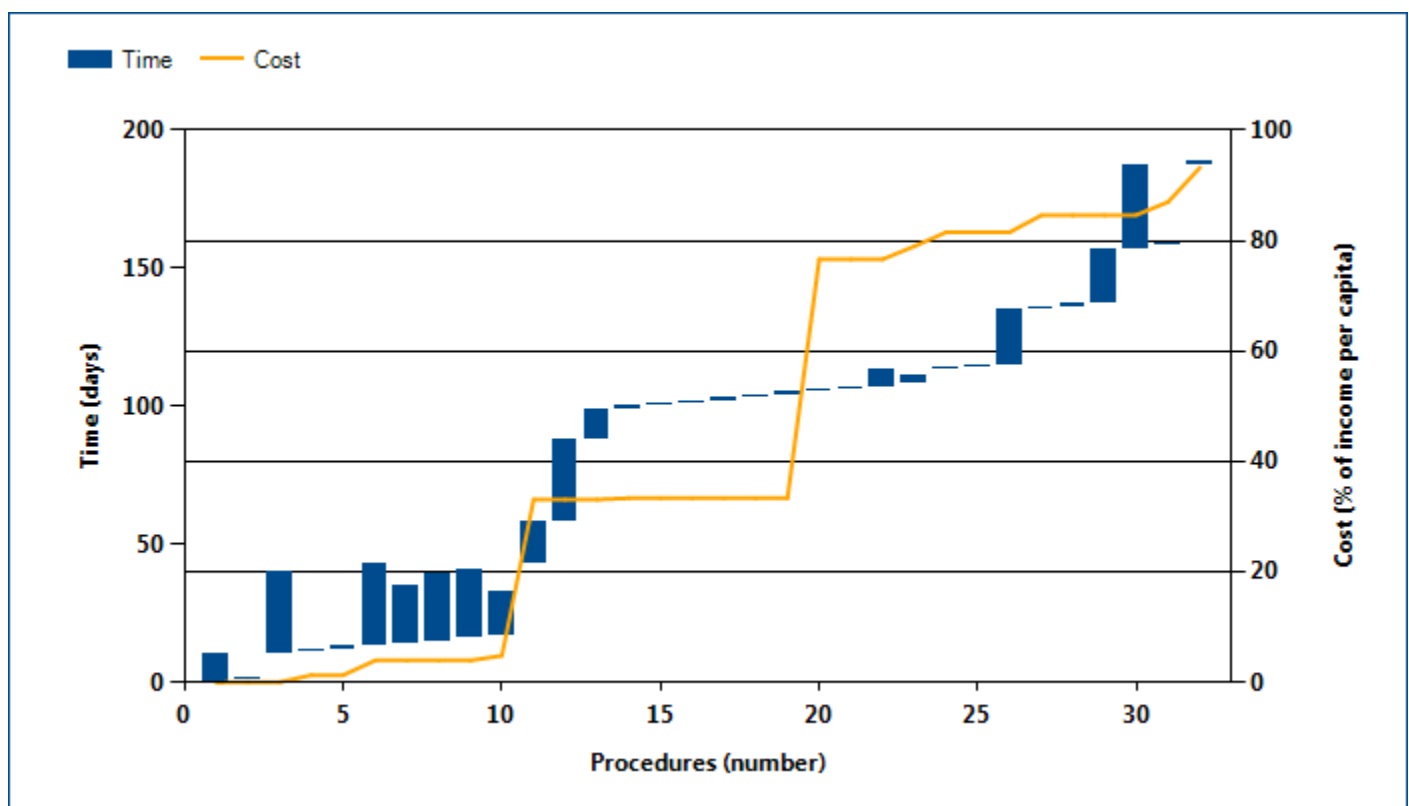
DEALING WITH CONSTRUCTION PERMITS

Where does the economy stand today?

What does it take to comply with the formalities to build a warehouse in Kazakhstan? According to data collected by *Doing Business*, dealing with construction

permits there requires 32 procedures, takes 189 days and costs 93.2% of income per capita (figure 3.1).

Figure 3.1 What it takes to comply with formalities to build a warehouse in Kazakhstan



Note: For details on the procedures reflected here, see the summary at the end of this chapter.

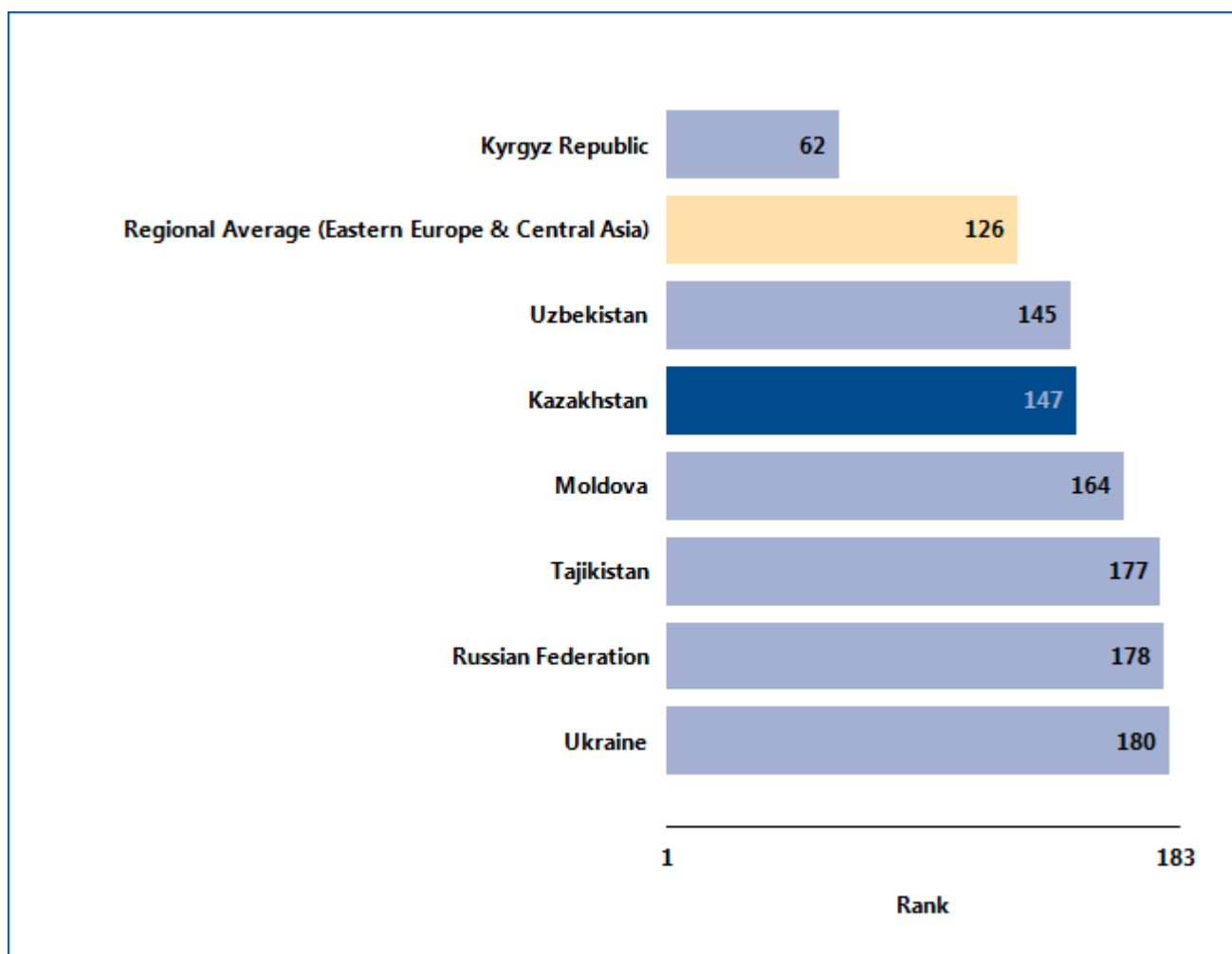
Source: *Doing Business* database.

DEALING WITH CONSTRUCTION PERMITS

Globally, Kazakhstan stands at 147 in the ranking of 183 economies on the ease of dealing with construction permits (figure 3.2). The rankings for comparator economies and the regional average

ranking provide other useful information for assessing how easy it is for an entrepreneur in Kazakhstan to legally build a warehouse.

Figure 3.2 How Kazakhstan and comparator economies rank on the ease of dealing with construction permits



Source: Doing Business database.

DEALING WITH CONSTRUCTION PERMITS

What are the changes over time?

While the most recent *Doing Business* data reflect how easy (or difficult) it is to deal with construction permits in Kazakhstan today, data over time show which aspects of the process have changed—and which have not (table 3.1). That can help identify where the potential for improvement is greatest.

Table 3.1 The ease of dealing with construction permits in Kazakhstan over time
By *Doing Business* report year

Indicator	DB2006	DB2007	DB2008	DB2009	DB2010	DB2011	DB2012
Rank	148	147
Procedures (number)	36	36	36	36	35	32	32
Time (days)	258	258	258	258	244	189	189
Cost (% of income per capita)	297.4	230.0	215.0	142.9	123.7	119.8	93.2

Note: n.a. = not applicable (the economy was not included in *Doing Business* for that year). DB2012 rankings reflect changes to the methodology. For more information on “no practice” marks, see the data notes for details.

Source: *Doing Business* database.

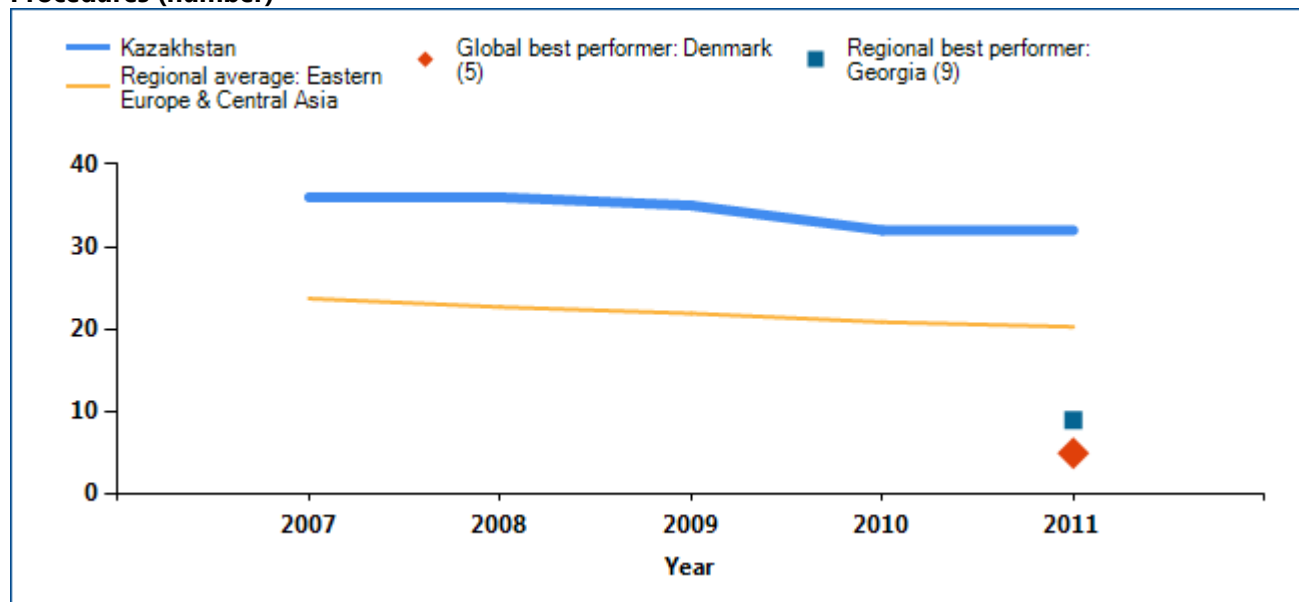
DEALING WITH CONSTRUCTION PERMITS

Equally helpful may be the benchmarks provided by the economies that today have the best performance regionally or globally on the procedures, time or cost required to deal with construction permits (figure 3.3). These economies may provide a model for Kazakhstan

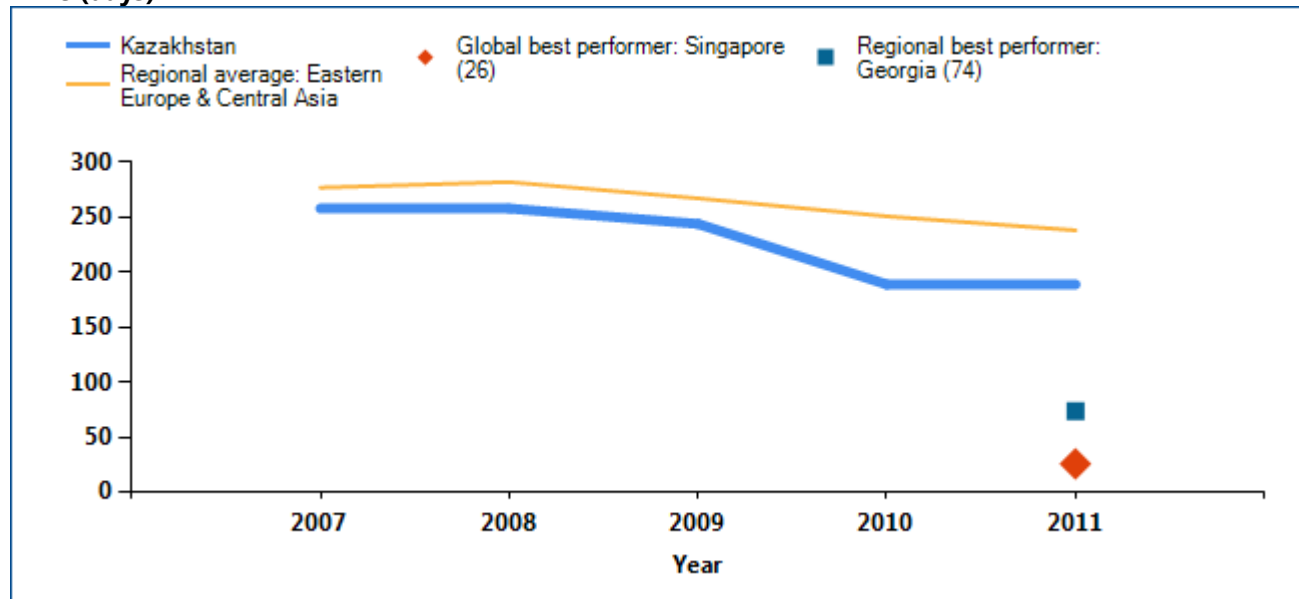
on ways to improve the ease of dealing with construction permits. And changes in regional averages can show where Kazakhstan is keeping up—and where it is falling behind.

Figure 3.3 Has dealing with construction permits become easier over time?

Procedures (number)

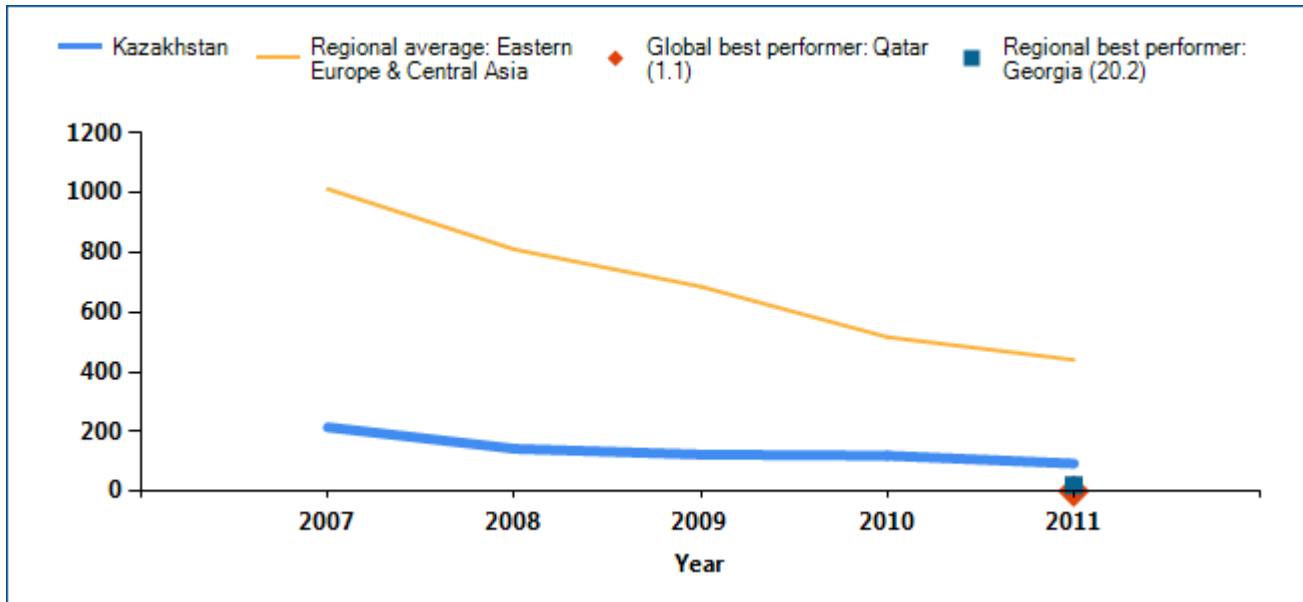


Time (days)



DEALING WITH CONSTRUCTION PERMITS

Cost (% of income per capita)



Note: The economy with the best performance regionally on each indicator, and the economy with the best performance globally, are included as benchmarks. In some cases 2 or more economies share the top regional or global ranking on an indicator. In cases where no data are displayed above for the economy, this indicates that the economy has received a “no practice” mark; see the data notes for details.

Source: *Doing Business* database.

DEALING WITH CONSTRUCTION PERMITS

Smart regulation ensures that standards are met while making compliance easy and accessible to all. Coherent and transparent rules, efficient processes and adequate allocation of resources are especially important in sectors where safety is at stake. Construction is one of them. In an effort to ensure

building safety while keeping compliance costs reasonable, governments around the world have worked on consolidating permitting requirements. What construction permitting reforms has *Doing Business* recorded in Kazakhstan (table 3.2)?

Table 3.2 How has Kazakhstan made dealing with construction permits easier—or not?
By *Doing Business* report year

DB Year	Reform
DB2012	No reform.
DB2011	Kazakhstan made dealing with construction permits easier by implementing a one-stop shop related to technical conditions for utilities.
DB2010	The process for getting construction permits was eased by eliminating the requirement to pay for new electrical connection, reducing time limits for building permits, and lowering the cost of topographic surveys.
DB2009	No reform.

Note: For information on reforms in earlier years (back to DB2006), see the *Doing Business* reports for these years, available at <http://www.doingbusiness.org>.

Source: *Doing Business* database.

DEALING WITH CONSTRUCTION PERMITS

What are the details?

The indicators reported here for Kazakhstan are based on a set of specific procedures—the steps that a company must complete to legally build a warehouse—identified by *Doing Business* through information collected from experts in construction licensing, including architects, construction lawyers, construction firms, utility service providers and public officials who deal with building regulations. These procedures are those that apply to a company and structure matching the standard assumptions used by *Doing Business* in collecting the data (see the section in this chapter on what the indicators cover).

BUILDING A WAREHOUSE

City : Almaty

Estimated Warehouse Value : KZT 52,253,577

The procedures, along with the associated time and cost, are summarized below.

[Summary of procedures for dealing with construction permits in Kazakhstan —and the time and cost](#)

No.	Procedure	Time to complete	Cost to complete
1	<p>Request and obtain land allocation permit from Almaty City Akimat</p> <p>BuildCo applies to City Akimat to obtain the Decision of Mayor of City of Almaty. The Decision gives the right to design the project for the next 12 months on the specified land. Resolution of Government of Kazakhstan N 425 as of 6 May 2008 provides for a new "Rule of issuance of baseline materials and data for designing of new construction". According to this Rule all local municipalities must issue the location permit for small and medium companies within 10 days, and for large scale companies within 30 days. However, the Akimat of Almaty continues to issue the location permit regardless of size of companies in 30 days. In some cases in practice this procedure may end up taking up to 12 months.</p>	10 days	no charge
2	<p>* Notarize documents</p> <p>BuildCo provides a copy of the following four documents totaling seven pages: governmental registration certificate (double sided), statistical card (single sided), taxpayer registration number (double sided), and the deed of ownership of land (two pages).</p> <p>This procedure is required when applicants do not have all the original documents. In case applicants have the original of all documents, they can submit their documents without notarization and can show them for verification.</p> <p>Notarizations may be carried out by private notaries or state notaries. The fees of both private notaries and state notaries are calculated with reference to a monthly calculation index (MCI) which is established by Parliament for each year in the national budget. The MCI for 2011 is</p>	1 day	KZT 1,058

No.	Procedure	Time to complete	Cost to complete
	<p>equal to KZT 1,512. State notaries charge 10% of the MCI for each side of a page to be notarized. Thus, for 7 pages the charge is KZT 1,058.40 (10% of 1,512 X 7). The fees for private notaries in Almaty were established at 20% of MCI at a meeting of the private notaries on 31 January 2008. It is most likely that companies will opt for public notaries since it is cheaper. Notarization is completed in a day.</p>		
<p>3</p>	<p>Request and obtain architectural planning Assignment (APZ) and technical conditions for utility connections</p> <p>To obtain an architectural-planning assignment, the company must submit a business plan and project feasibility study to the city architecture department. The application must include any plans for construction, a description of the business activities to take place on site, and estimated utility hook-up and consumption requirements. In addition, the company must submit a copy of the property title along with the plot document, approval of engineering-geological estimation of the plot ,and company registration documents</p> <p>The architectural-planning assignment is a permit to develop a building plan/design/project. The design estimates are valid for 3 years from the date of its approval. It includes some provisions and requirements that must be taken into account while developing the project and building, in particular, the requirement that an opinion be obtained on the project from the seismological agency and the sanitary and epidemiologic authorities, as well as project appraisal, and so forth.</p> <p>After obtaining the architectural-planning assignment, the company should develop a project (design) and must then obtain several agencies' approvals of the project in accordance with the architectural-planning assignment and the applicable laws. Each of these agencies reviews the application documents and the project, and may physically inspect the land.</p> <p>As a prerequisite to signing the permit, each department signs a technical approval or "contract" with the company. The contract often requires the signatures of several officers in a department. The contract indicates the department's approval of the company's technical proposals and sets forth the responsibilities of the investor to abide by the terms and conditions of the approval.</p> <p>As of May 6, 2008 Government Resolution N 425 approved new "Rule of issuance of baseline materials and data for designing of new construction". According to it the architectural-planning assignment should be issued within 3 working days for small enterprises, and for all the rest no more than 5 working days. In case of BuildCo it is 5 working days, since it has 60 employees and is considered a medium company. There is no official charge for it. There is no official charge by law, but the architectural-planning assignment is prepared by the commercial organization in the administration which charges KZT 30,000 for the architectural-planning assignment based on the decision of Almaty City Architecture and Town-Planning Department. Based on the technical conditions issued by the utility providers, the Almaty City Architecture and Town-Planning Department issues an architectural-planning assignment, which serves as the authorization to start the development of the project from the design organizations. The applicable law is the</p>	<p>30 days</p>	<p>no charge</p>

No.	Procedure	Time to complete	Cost to complete
	<p>Law on Architectural, City Planning, and Construction Activity in the Republic of Kazakhstan," Law No. 232-II, dated July 16, 2001.</p> <p>On 29 September 2009 amendments were adopted to the regulation approved by the above mentioned Government Resolution No. 425, dated 6 May 2008. Pursuant to these amendments: (i) architectural-planning assignment (APZ) and technical conditions for the connection to sources of engineering and municipal utilities (Technical Conditions) are issued by local Akimat; (ii) in order to obtain APZ and Technical Conditions BuildCo will have to submit to Akimat of Almaty City an application which must include (i) permit to use the land plot for the construction of a warehouse and (ii) assignement for construction approved by BuildCo; (iii) local Akimat is required not later than on the next day following the receipt of an application to forward the request for Technical Conditions to the appropriate utilities providers, and (iv) utilities providers are required to provide the Technical Conditions or, in case of refusal, the motivated explanation of the refusal. The term for the consideration and issue of APZ and Technical Conditions by local Akimat may not exceed 8 business days, except for certain construction projects specified in the regulation where the relevant term may be not more than 15 business days from the date of the application.</p>		
4	<p>* Hire a topographic specialist and obtain topographic plan</p> <p>Topographical surveying of land is a licensed activity (complex procedure) performed by very few companies. As of January 2009 due to severe construction crisis in Kazakhstan's financial capital Almaty, and decline in demand, topographic surveying companies have reduced their prices. Cost per hectare of conducting a topographic survey now can range anywhere between KZT 9000 to KZT 20,000. This is a significant jump from previous cost of KZT 33,000 to KZT 95,000.</p>	1 day	KZT 14,500
5	<p>* Receive on-site inspection</p> <p>This inspection happens parallel to the issuance of Architectural Planning Assignment.</p>	1 day	no charge
6	<p>* Request and obtain project clearance from Sanitation and Epidemiological Authority (SES)</p> <p>According to Law on Radiological Safety of Population N 219-I as of 23 April 1998 and other by-laws the Sanitation and Epidemiologic Authority (SES) examines the construction projects for their compliance with state radiological, sanitary and hygienic regulations. No specific time limit is expressly provided by law for this procedure. However, according to practice it takes 1-3 months. The SES will conduct an inspection to undertake a radiological measurement. The approval is obtained after the fee is paid. The fee is based on various factors is approximately KZT 30,000.</p>	30 days	KZT 30,000
7	<p>* Request and obtain approval from local fire department</p> <p>This procedure is regulated by the Government Resolution No. 48, as of January 24, 2005 "On approval of the Rules of obtaining approval on projects standards, regulations and rules established requirements of</p>	21 days	no charge

No.	Procedure	Time to complete	Cost to complete
	<p>fire protection on construction objects".</p> <p>The Fire Service Department issues the project clearance to ensure that fire norms have been adequately met in the project design. Comments for revision or endorsement are also issued. There is no time-limit stipulated for this procedure and it can take up to 1 month. Any subsequent consideration would take 15 days.</p>		
8	<p>* Request and obtain approval from water authority</p> <p>It is the responsibility of the State Expertise Authority to issue the technical conditions for connection to water, heat, and electricity, under the Governmental Decree on the Order of Conducting State Expertise, Decree No. 918, dated August 19, 2002 (with changes and amendments dated July 7, 2006). Yet companies have to consult with the Water and Sewage company. No on-site inspection is required by law; however, in practice, inspections take place. Water and Sewage company examines the submitted project of devices and constructions for the connection and issues its conclusion on it. With inspection this procedure may take 30 days. The state act which regulated specified provision (Instructions for use of municipal water pipe and sewage in cities and settlements of Republic Kazakhstan, adopted by The Order of the Ministry of Economy and Trade of Republic Kazakhstan #80, 30 May 1997) was not registered by Ministry of Justice and has no legal effect but yet is continued to be used.</p>	24 days	no charge
9	<p>* Request and obtain environmental expertise of documentation</p> <p>In accordance with the Article 50 of Ecological Code RK No 212-III January 9, 2007 the time for getting approval of local Environment Protection Authority can't be more than 3 months.</p> <p>Subjects of environmental expertise are divided into 4 categories depending on the hazard class of the facility to be inspected pursuant to the sanitary classification. The environmental expertise with respect to facilities of the 2nd, 3rd and 4th categories is performed by the Akimats of Almaty City. A warehouse falls under the 4th category. Once the documents are provided for the environmental expertise, the Agency conducts the preliminary examination of the submitted documents as to their completeness and compliance with the legal requirements. The term for the preliminary examination of documents may not exceed 2 weeks from the date of submission of documents. Once the preliminary examination of documents is completed, the environmental expertise is performed which term may not exceed 3 months.</p>	25 days	no charge
10	<p>* Request and obtain opinion of the seismological agency on the project from Republican Enterprise Kazakhstan Scientific Institute "Kaz NIISA"</p> <p>Republican Enterprise Kazakhstan Scientific Institute (Kaz NIISA) carries out the seismological survey, required for areas subject to dangerous levels of seismic activity. The only document required is the project design. A specialist makes a field visit, reviews the project design documents, and issues a finding that is attached to the project. The minimum time it takes is 10 days and may cost anywhere from KZT 10,000 to KZT 100,000.</p>	16 days	KZT 10,000

No.	Procedure	Time to complete	Cost to complete
11	<p>Request and obtain expert examination of project documentation</p> <p>With limited exceptions provided by law, all projects must undergo expert examination to ascertain if the project conforms to the numerous constructions standards. What might be called state expertise is conducted by Republican State Enterprise "Gosekspertiza" which is authorized by the Government to conduct expertise of state-related projects, projects of high technical complexity, social, transport and recreational infrastructure projects. The projects will be subject to expertise on compliance with regulations on frame stability, frame functioning stability, and labor conditions and protection. In essence, the project is checked against numerous construction standards (SNIPs). Subject to the limited exceptions, the expertise for all other projects may be performed by any duly licensed expert specialist or non-governmental expert organisation. The cost and time for performance of services by private expert individuals or organisations are not established by law and will be subject to negotiation and the circumstances of each project. The cost will be 247 x 1300.6 sq.m = 321,248 KZT.</p> <p>On 23 October 2009 the Government Resolution No. 1656 established the criteria for determining whether a facility is of high or low technical complexity. According to this regulation, free-standing warehouses which do not require special conditions for the storage of goods are considered to be facilities of low technical complexity. The expert examination of the warehouse construction project be handled by Gosekspertiza, it should not take more than 15 calendar days.</p> <p>If the project is sent to Gosexpertiza the official timelimit is 45 days. If the project is complex it may be extended to 60 days and for technically simple projects of small business time should not exceed 15 days.</p>	15 days	KZT 321,248
12	<p>Request and obtain Project Clearance from the local architecture and town-planning authorities</p> <p>Project clearance from the local architecture and town-planning authorities involves verifying the project's conformity with the architectural-planning assignment and with the set of technical conditions. The following documents should be submitted: an application to the Architecture and Town-Planning Department Chief Executive; the architectural-planning assignment; documentation confirming the title to the land; topographical survey; approvals and opinions of the seismological, fire, sanitary-and-epidemiologic, and environmental agencies; independent or state experts' examinations; licenses of the developer and the expert organization; and so forth.</p>	30 days	no charge
13	<p>Request and obtain Rendering Building and Assembly Jobs Permit from the State Architectural Supervision Authorities</p> <p>The following documents should be submitted to obtain this permit: an application form; land plot permit for construction purposes, approved</p>	11 days	no charge

No.	Procedure	Time to complete	Cost to complete
	<p>project with a favorable expert examination; a license to perform architectural activities, town-planning and building activity with a list of building types and assembly jobs; approved building general plan; agreement made with the developer to conduct supervision and maintenance of the construction process; a form signed by the general contractor and building owner; certificates of "earthquake-proof construction" and "geodesy in construction" (if applicable). The applicable law is the Law on Architectural, City Planning, and Construction Activity in the Republic of Kazakhstan," Law No. 232-II, dated July 16, 2001. Before starting construction work, the company must notify the proper authorities.</p> <p>Under Government Decree Number 1467, signed on September 29, 2009, amended the Government Decree Number 425 of May 6, 2008 "On Measures for improving the issuance of construction permits", the time for obtaining building and assembly jobs permit has been reduced from 14 days to 11 days.</p>		
14	<p>Receive inspection by Sanitary and Epidemiology Service - I</p> <p>The SES will inspect the site during construction. The inspector issues an inspection report identifying any irregularities and may return to verify that adequate changes have been made. In addition to that SES will charge KZT 3,000 for radiological measurement.</p>	1 day	KZT 3,000
15	<p>Receive inspection by the Fire Service - II</p> <p>The Fire Service may inspect the site one or two times during construction. The inspector issues an inspection report identifying any irregularities and may return to verify that adequate changes have been made. Administrative fines could be imposed if mistakes are found. The applicable law is the Law on Architectural, City Planning, and Construction Activity in the Republic of Kazakhstan, Law No. 242-II, dated July 16, 2001; and the Governmental Decree Confirming the Rules of Obtaining Approval Procedures for Construction of New and Reconstruction of Existing Buildings, Decree No. 1313, dated December 13, 2002.</p>	1 day	no charge
16	<p>Receive inspection by the Social Protection - III</p>	1 day	no charge
17	<p>Receive an inspection by the Almaty City Department of Architecture and Town-Planning Control after foundation works-IV</p> <p>BuildCo may receive inspections from the Almaty City Department on Architecture and Town-Planning Control at various stages of the construction process: laying the foundation, finishing the first floor, roofing, and so forth. The inspector issues an inspection report identifying any irregularities and may return to verify that adequate changes have been made. Administrative fines could be imposed if mistakes are found. The building control agency does not require prior request of inspection. The applicable law is the Law of the Republic of Kazakhstan on Architectural, City Planning, and Construction Activity in the Republic of Kazakhstan, Law No. 242-11, dated July 16, 2001. In practice there may be more inspections.</p>	1 day	no charge

No.	Procedure	Time to complete	Cost to complete
18	<p>Receive inspection by Almaty City Department of Architecture and Town-Planning Control after floor works - V</p> <p>BuildCo receives an inspection from the Almaty City Department on Architecture and Town-Planning Control at various stages of the construction process: laying the foundation, finishing the first floor, roofing, and so forth. The inspector issues an inspection report identifying any irregularities and may return to verify that adequate changes have been made. Administrative fines could be imposed if mistakes are found. The building control agency does not require prior request of inspection. The applicable law is the Law of the Republic of Kazakhstan on Architectural, City Planning, and Construction Activity in the Republic of Kazakhstan, Law No. 242-11, dated July 16, 2001.</p>	1 day	no charge
19	<p>Receive inspection by Almaty City Department of Architecture and Town-Planning Control after roof works - VI</p> <p>BuildCo receives an inspection from the Almaty City Department on Architecture and Town-Planning Control at various stages of the construction process: laying the foundation, finishing the first floor, roofing, and so forth. The inspector issues an inspection report identifying any irregularities and may return to verify that adequate changes have been made. Administrative fines could be imposed if mistakes are found. The building control agency does not require prior request of inspection. The applicable law is the Law of the Republic of Kazakhstan on Architectural, City Planning, and Construction Activity in the Republic of Kazakhstan, Law No. 242-11, dated July 16, 2001.</p>	1 day	no charge
20	<p>Hire Construction Technology Supervision Company</p> <p>A licensed construction engineering supervision company carries out the technical process of checking the different stages of the building. BuildCo is unlikely to have a license for this area of expertise. Such activities do not replace the inspections mentioned above but occur in parallel to them. The average price is USD 3–6 dollars per square meter, and may depend on the complexity of construction. For new construction, the rate is USD 6; for reconstruction, USD 3 (USD 3 x 1300.6 square meters).</p>	1 day	KZT 491,652
21	<p>* Receive inspection from water authorities</p>	1 day	no charge
22	<p>* Connect to water services</p>	6 days	no charge
23	<p>* Request and obtain telephone connection</p> <p>The connection fee for fixed telephone line services by Kazakhtelecom was reduced in 2009 from KZT 36,800 to KZT 26,800.</p>	3 days	KZT 26,800
24	<p>Request acceptance of the building from Working Commission</p> <p>The company convenes a Working Commission upon the completion of construction. Although the the legislation stipulates for Working Commission to be an exclusive relationship between building owner and contractor. However, in practice the companies will have to involve</p>	1 day	KZT 28,844

No.	Procedure	Time to complete	Cost to complete
	Sanitary and Epidemiological Authority and Fire Department at this stage. Inspection will take place before the Act of Working Commission is drafted and signed by all parties.		
25	Receive inspection by the Working Commission The Working Commission, which is also comprised of Sanitary and Epidemiological Authority and Fire Department will have to inspect the site. If the building has been built according to specifications, the inspection takes 1–2 days.	1 day	no charge
26	Obtain Act from Working Commission The applicable law is the Law on Architectural, City Planning, and Construction Activity in the Republic of Kazakhstan, Law No. 242-II, dated July 16, 2001; and the Governmental Decree Confirming the Rules of Obtaining Approval Procedures for Construction of New and Reconstruction of Existing Buildings, Decree No. 1313, dated December 13, 2002.	20 days	no charge
27	Request acceptance of the building from the Acceptance Commission After the Working Commission, the Acceptance Commission will inspect the building. The approval is signed by all members of the Commission: construction authority, city office of the land agency, city department of sanitation, city fire department, state agency for construction control, local water company, local electric company, and Kazakh Telecom, and then sent it to the Akimat for approval. If the building has been built according to specifications, the inspections take 1–2 days. The SES will inspect the building along with other authorities but a separate application must be filed. It may come together with others or on a separate day to undertake a final radiological measurement. The cost for that is KZT 6,000. If not followed up it may take 1-3 months. The approval from the SES is pre-requisite to obtain the approval of Acceptance Commission.	1 day	KZT 34,844
28	Receive inspection by the Acceptance Commission The Acceptance Commission may inspect the building. The approval is signed by all members of the commission and then sent to the Akimat for approval. If the building has been built according to specifications, the inspections will take 1–2 days.	1 day	no charge
29	Obtain approval of Acceptance Commission Once the Act of Acceptance Commission is signed it needs to be endorsed by amity City Akim.	20 days	no charge
30	Obtain a technical passport Before registering the building with the real property registry, it is required to obtain a “technical passport”.	30 days	KZT 800
31	* Receive inspection for the technical passport	1 day	KZT 26,800

No.	Procedure	Time to complete	Cost to complete
32	<p>Register BuildCo's right to the warehouse</p> <p>Time: 15 business days if the building is registered in the usual order, and 2 business days if it is registered in an accelerated procedure.</p> <p>Cost: KZT 12,730 if the building is registered in the usual order, and KZT 70,650 if it is registered in an accelerated procedure.</p> <p>BuildCo must register the building with the Department of Justice at the place of location of the warehouse. Amendments were made to the Kazakhstan Law on State Registration of Immovable Property and Transactions Related in 2008, which provide for both usual and accelerated registration. The standard term for the registration in the usual order is 15 business days, and for the accelerated registration - 2 business days. The registration fees are calculated on the basis of MCI which is for 2009 year is equal to KZT 1,413. The registration fee for the registration performed in the usual order is 10MCI = KZT 14 130, and for the accelerated registration - 50 MCI = KZT 73,650.</p> <p>The documents to be submitted include an application, legal documents proving ownership, payment receipt, identification or legal entity registration certificate, charter, decision of the Akimat approving the building for use, the act of the state commission on approval for use, and so forth. An officer of the Registration Service Committee accepts the documents and issues a receipt that lists the documents received and indicates date and time the documents were received.</p>	2 days	KZT 70,650

* Takes place simultaneously with another procedure.

Source: *Doing Business* database.

GETTING ELECTRICITY

Access to reliable and affordable electricity is vital for businesses. To counter weak electricity supply, many firms in developing economies have to rely on self-supply, often at a prohibitively high cost. Whether electricity is reliably available or not, the first step for a customer is always to gain access by obtaining a connection.

What do the indicators cover?

Doing Business records all procedures required for a local business to obtain a permanent electricity connection and supply for a standardized warehouse, as well as the time and cost to complete them. These procedures include applications and contracts with electricity utilities, clearances from other agencies and the external and final connection works. The ranking on the ease of getting electricity is the simple average of the percentile rankings on its component indicators: procedures, time and cost. To make the data comparable across economies, several assumptions are used.

The warehouse:

- Is located in the economy's largest business city, in an area where other warehouses are located.
- Is not in a special economic zone where the connection would be eligible for subsidization or faster service.
- Has road access. The connection works involve the crossing of a road or roads but are carried out on public land.
- Is a new construction being connected to electricity for the first time.
- Has 2 stories, both above ground, with a total surface of about 1,300.6 square meters (14,000 square feet), and is built on a plot of 929 square meters (10,000 square feet).

The electricity connection:

- Is a 3-phase, 4-wire Y, 140-kilovolt-ampere (kVA) (subscribed capacity) connection.

WHAT THE GETTING ELECTRICITY INDICATORS MEASURE

Procedures to obtain an electricity connection (number)

Submitting all relevant documents and obtaining all necessary clearances and permits

Completing all required notifications and receiving all necessary inspections

Obtaining external installation works and possibly purchasing material for these works

Concluding any necessary supply contract and obtaining final supply

Time required to complete each procedure (calendar days)

Is at least 1 calendar day

Each procedure starts on a separate day

Does not include time spent gathering information

Reflects the time spent in practice, with little follow-up and no prior contact with officials

Cost required to complete each procedure (% of income per capita)

Official costs only, no bribes

Excludes value added tax

- Is 150 meters long.
- Is to either the low-voltage or the medium-voltage distribution network and either overhead or underground, whichever is more common in the economy and in the area where the warehouse is located. The length of any connection in the customer's private domain is negligible.
- Involves installing one electricity meter. The monthly electricity consumption will be 0.07 gigawatt-hour (GWh). The internal electrical wiring has been completed.

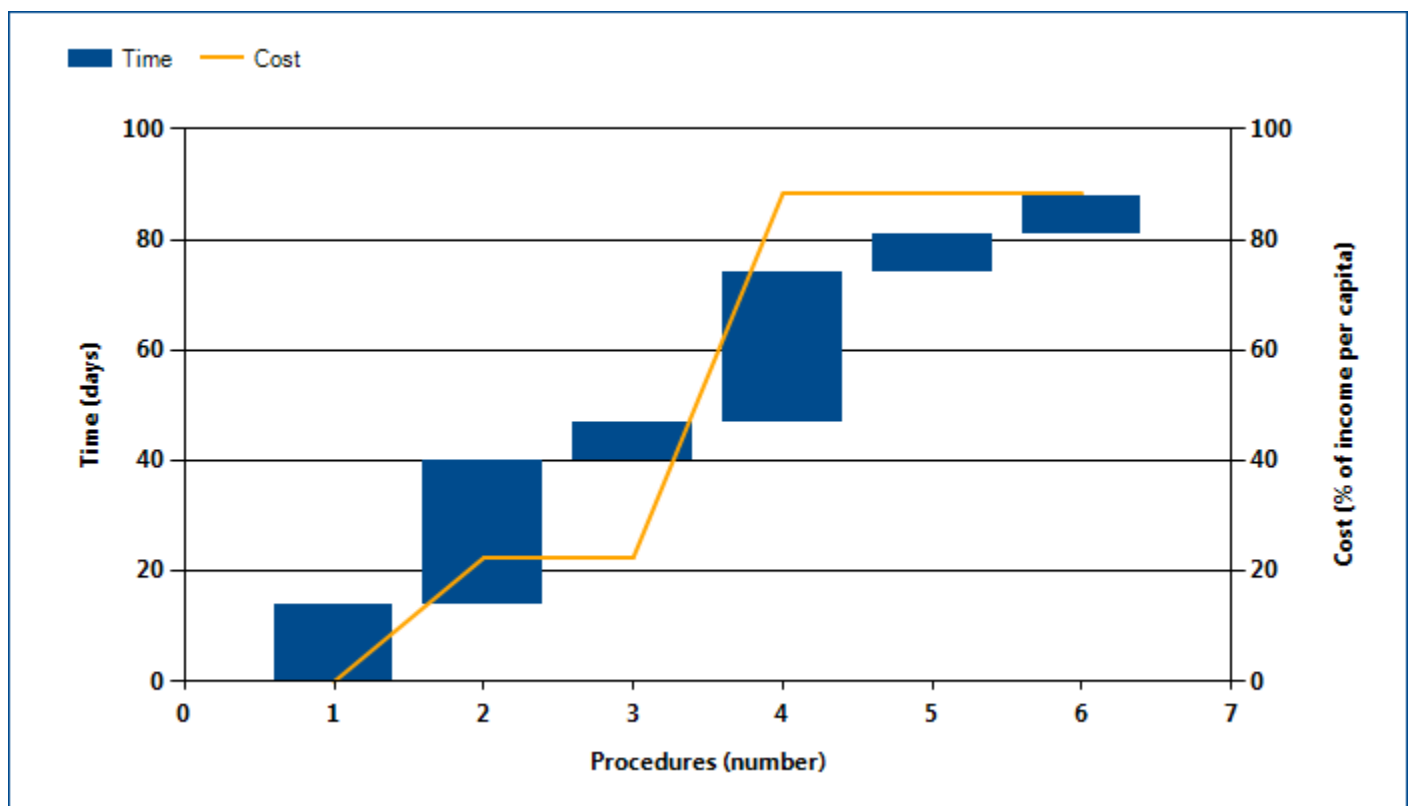
GETTING ELECTRICITY

Where does the economy stand today?

What does it take to obtain a new electricity connection in Kazakhstan? According to data collected by *Doing Business*, getting electricity there requires 6

procedures, takes 88 days and costs 88.4% of income per capita (figure 4.1).

Figure 4.1 What it takes to obtain an electricity connection in Kazakhstan



Note: For details on the procedures reflected here, see the summary at the end of this chapter.

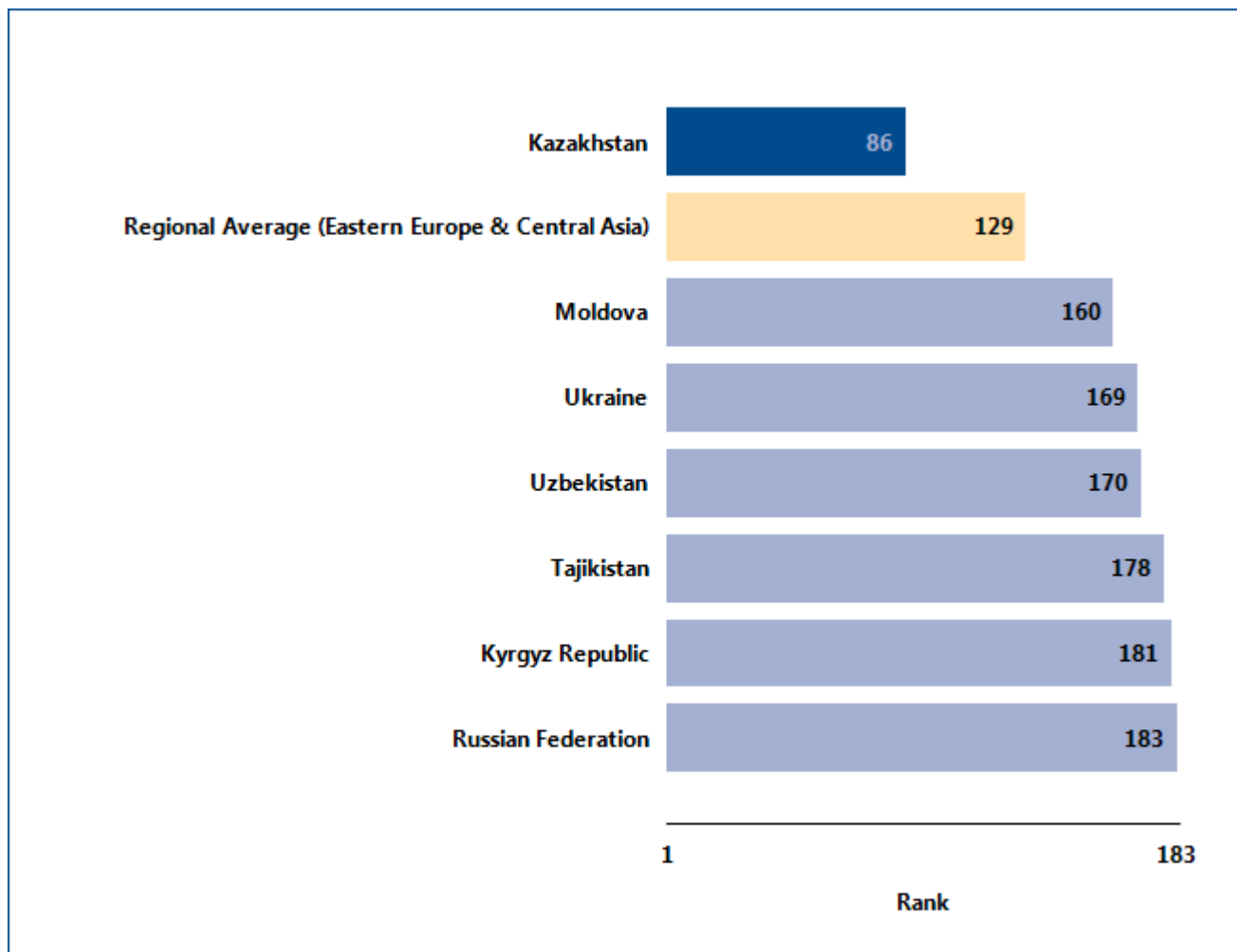
Source: *Doing Business* database.

GETTING ELECTRICITY

Globally, Kazakhstan stands at 86 in the ranking of 183 economies on the ease of getting electricity (figure 4.2). The rankings for comparator economies and the

regional average ranking provide another perspective in assessing how easy it is for an entrepreneur in Kazakhstan to connect a warehouse to electricity.

Figure 4.2 How Kazakhstan and comparator economies rank on the ease of getting electricity



Source: Doing Business database.

GETTING ELECTRICITY

Even more helpful than rankings for other economies may be the indicators underlying those rankings (table 4.1). If obtaining a new electricity connection requires fewer procedures, less time or less cost in other

economies, the practices of their utilities may provide a model for Kazakhstan on ways to improve the ease of getting electricity. Regional and global averages on these indicators may provide useful benchmarks.

Table 4.1 The ease of getting electricity in Kazakhstan and comparator economies

Indicator	Kazakhstan	Kyrgyz Republic	Moldova	Russian Federation	Tajikistan	Ukraine	Uzbekistan	Eastern Europe & Central Asia average	Global average
Rank	86	181	160	183	178	169	170	129	..
Procedures (number)	6	7	7	10	9	11	9	7	5
Time (days)	88	337	140	281	238	274	117	168	111
Cost (% of income per capita)	88.4	2545.6	660.6	1852.4	1297.9	229.2	1783.3	751.2	1,942.3

Source: Doing Business database.

GETTING ELECTRICITY

What are the details?

The indicators reported here for Kazakhstan are based on a set of specific procedures—the steps that an entrepreneur must complete to get a warehouse connected to electricity by the local distribution utility—identified by *Doing Business*. Data are collected from the distribution utility, then completed and verified by electricity regulatory agencies and independent professionals such as electrical engineers, electrical contractors and construction companies. The electricity distribution utility surveyed is the one serving the area (or areas) in which warehouses are located. If there is a choice of distribution utilities, the one serving the largest number of customers is selected.

OBTAINING AN ELECTRICITY CONNECTION

City: Almaty

Name of Utility: Alatau Zharyk

The procedures are those that apply to a warehouse and electricity connection matching the standard assumptions used by *Doing Business* in collecting the data (see the section in this chapter on what the indicators cover). The procedures, along with the associated time and cost, are summarized below.

Summary of procedures for getting electricity in Kazakhstan—and the time and cost

No.	Procedure	Time to complete	Cost to complete
1	<p>Submit an application to Almaty Urban Planning and Architecture Department for an electricity connection and await technical conditions</p> <p>The customer submits an application for the electricity connection/technical conditions to Almaty Urban Planning and Architecture Department and awaits issuance of technical conditions. The technical conditions for electricity are received together with technical conditions from other utilities (water, gas, etc.).</p> <p>With the application the customer must submit the following documents: Application for technical conditions, Documents on property rights, identification documents, calculation of the required load, topographic map/survey. The specifications in technical conditions among other things define the capacity of the existing electricity facilities in the geographic location where the customer's warehouse is located and specify which substation or which point in the network is allocated for the customer.</p>	14 calendar days	no charge
2	<p>Await completion and coordination of the electrical project design by a private electrical design firm and its approval</p> <p>After the technical conditions are issued the customer hires a private project design company to prepare a project design of the external connection and if not available at this point a topographic plan of the location of the warehouse. The same company on behalf of the customer obtains an approval of the project at multiple organizations. The time recorded for this procedure includes time for the preparation of</p>	26 calendar days	KZT 255,000.0

No.	Procedure	Time to complete	Cost to complete
	the project and its coordination/approval.		
3	<p>Obtain an excavation permit at the Directorate of the State Architecture and Construction Control</p> <p>The excavation permit is obtained by the electrical contractor.</p>	7 calendar days	no charge
4	<p>Await completion of the external connection works by an electrical contractor</p> <p>After the electrical design is prepared specially licensed electrical installation company is hired to complete the external connection works.</p> <p>The meter is installed by the same electrical contractor. After the external connection works are over all the installations and the cable have to be tested. The private company carrying out the external connection works has to issue a certificate of completion of works and clear a number of various technical documents (about 28) with various agencies.</p>	27 calendar days	KZT 750,000.0
5	<p>Await and obtain an inspection of the external connection works by Alatau Zharyk and other members of the acceptance committee</p> <p>The electrical contractor on behalf of the customer submits a written request for the inspection of the completed external connection works. The works must be approved by an acceptance committee (members of the committee include: Alatau Zharyk, Committee on State Energy Supervision, Customer, electrical contractor).</p>	7 calendar days	no charge
6	<p>Conclude a supply contract and await for the meter to be sealed by Alatau Zharyk</p> <p>A supply contract can be concluded at any stage of the process after the technical conditions are issued and before electricity can start flowing. Once the electrical installation is cleared during the inspection, Alatau Zharyk visits the site to seal the meter and to turn on the power.</p>	7 calendar days	no charge

* Takes place simultaneously with another procedure.

Source: *Doing Business* database.

REGISTERING PROPERTY

Ensuring formal property rights is fundamental. Effective administration of land is part of that. If formal property transfer is too costly or complicated, formal titles might go informal again. And where property is informal or poorly administered, it has little chance of being accepted as collateral for loans—limiting access to finance.

What do the indicators cover?

Doing Business records the full sequence of procedures necessary for a business to purchase property from another business and transfer the property title to the buyer's name. The transaction is considered complete when it is opposable to third parties and when the buyer can use the property, use it as collateral for a bank loan or resell it. The ranking on the ease of registering property is the simple average of the percentile rankings on its component indicators: procedures, time and cost.

To make the data comparable across economies, several assumptions about the parties to the transaction, the property and the procedures are used.

The parties (buyer and seller):

- Are limited liability companies, 100% domestically and privately owned.
- Are located in the periurban area of the economy's largest business city.
- Have 50 employees each, all of whom are nationals.
- Perform general commercial activities.

The property (fully owned by the seller):

- Has a value of 50 times income per capita. The sale price equals the value.
- Is registered in the land registry or cadastre, or both, and is free of title disputes.
- Is located in a periurban commercial zone, and no rezoning is required.

WHAT THE REGISTERING PROPERTY INDICATORS MEASURE

Procedures to legally transfer title on immovable property (number)

Preregistration (for example, checking for liens, notarizing sales agreement, paying property transfer taxes)

Registration in the economy's largest business city

Postregistration (for example, filing title with the municipality)

Time required to complete each procedure (calendar days)

Does not include time spent gathering information

Each procedure starts on a separate day

Procedure completed once final document is received

No prior contact with officials

Cost required to complete each procedure (% of property value)

Official costs only, no bribes

No value added or capital gains taxes included

- Has no mortgages attached and has been under the same ownership for the past 10 years.
- Consists of 557.4 square meters (6,000 square feet) of land and a 10-year-old, 2-story warehouse of 929 square meters (10,000 square feet). The warehouse is in good condition and complies with all safety standards, building codes and legal requirements. The property will be transferred in its entirety.

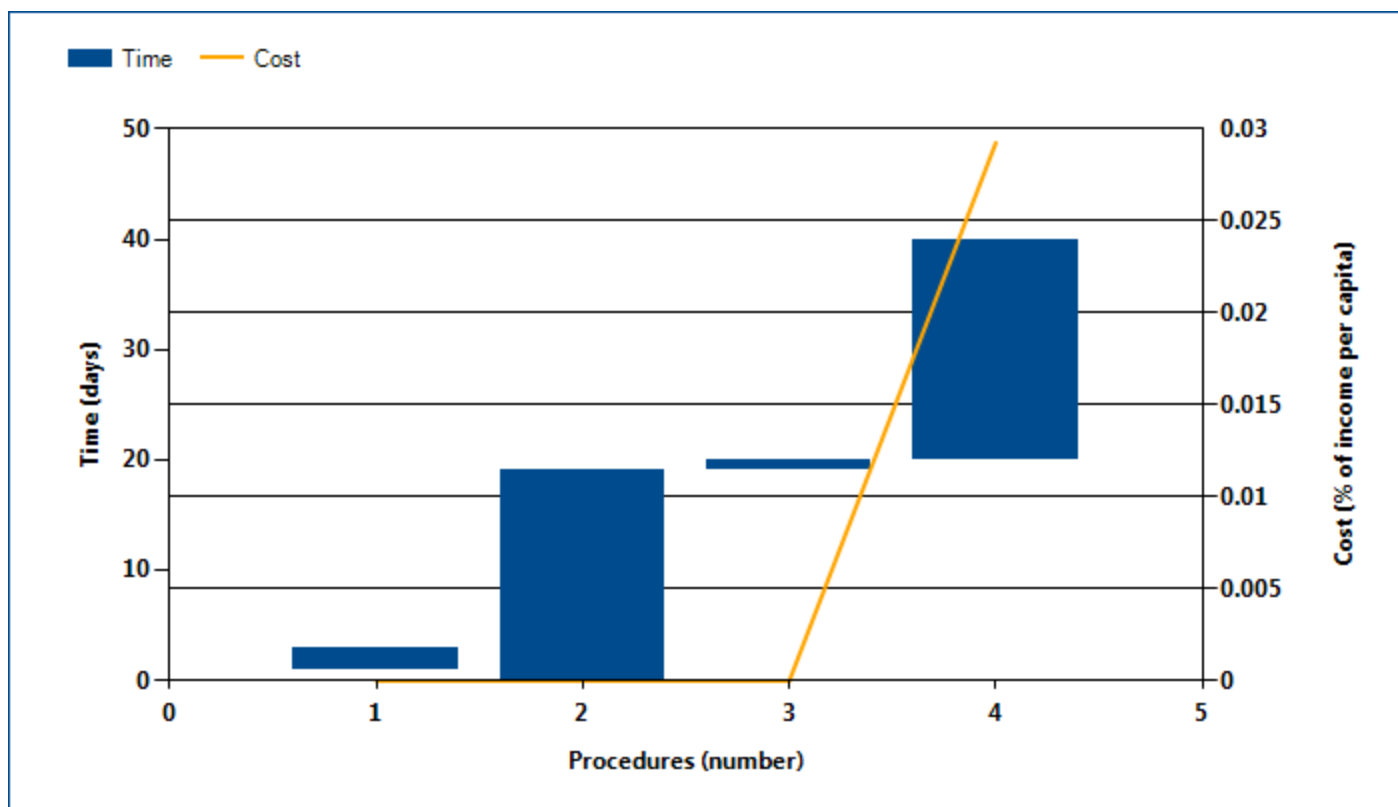
REGISTERING PROPERTY

Where does the economy stand today?

What does it take to complete a property transfer in Kazakhstan? According to data collected by *Doing Business*, registering property there requires 4

procedures, takes 40 days and costs 0.1% of the property value (figure 5.1).

Figure 5.1 What it takes to register property in Kazakhstan



Note: For details on the procedures reflected here, see the summary at the end of this chapter.

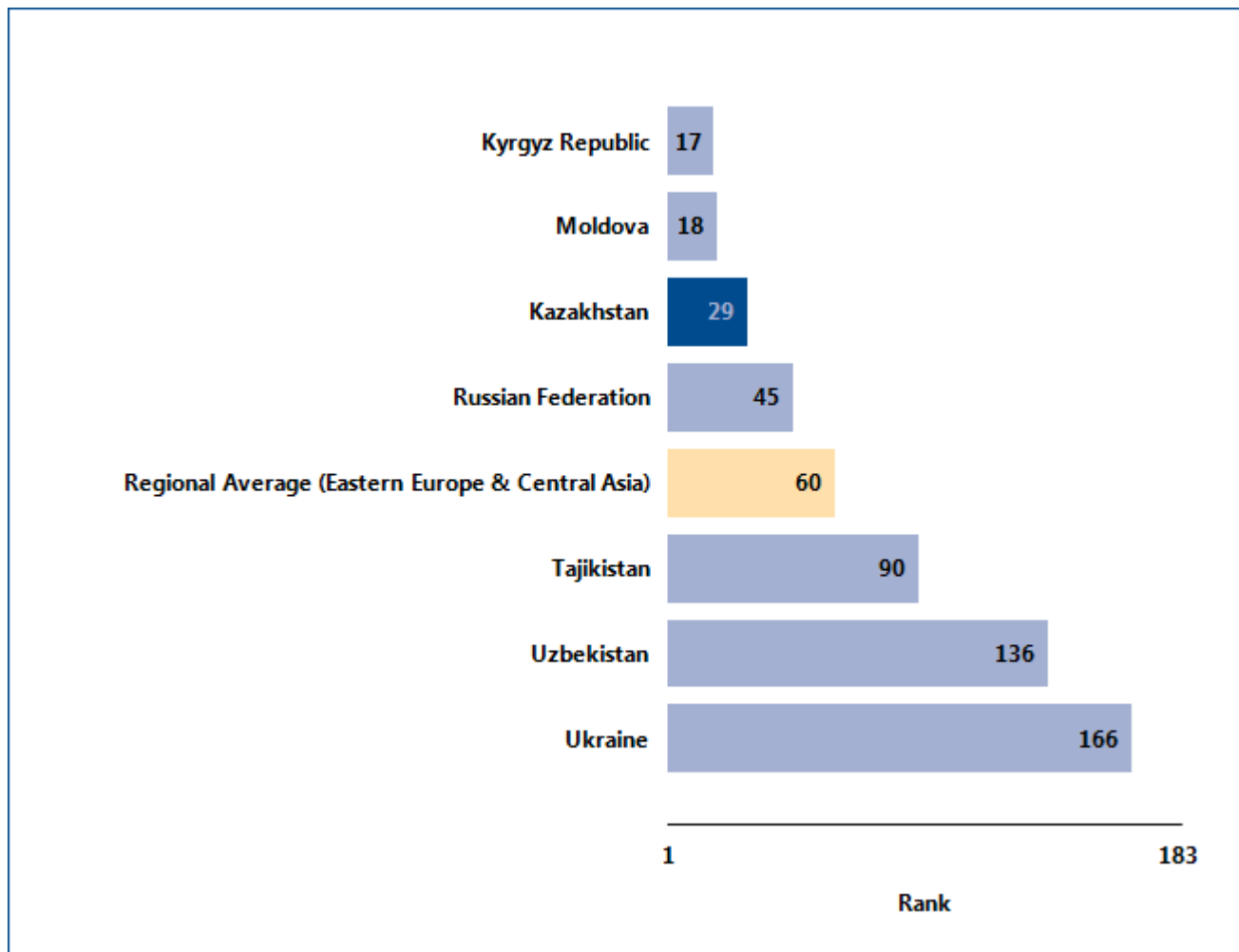
Source: *Doing Business* database.

REGISTERING PROPERTY

Globally, Kazakhstan stands at 29 in the ranking of 183 economies on the ease of registering property (figure 5.2). The rankings for comparator economies and the

regional average ranking provide other useful information for assessing how easy it is for an entrepreneur in Kazakhstan to transfer property.

Figure 5.2 How Kazakhstan and comparator economies rank on the ease of registering property



Source: Doing Business database.

REGISTERING PROPERTY

What are the changes over time?

While the most recent *Doing Business* data reflect how easy (or difficult) it is to register property in Kazakhstan today, data over time show which aspects of the process have changed—and which have not (table 5.1). That can help identify where the potential for improvement is greatest.

Table 5.1 The ease of registering property in Kazakhstan over time
By *Doing Business* report year

Indicator	DB2005	DB2006	DB2007	DB2008	DB2009	DB2010	DB2011	DB2012
Rank	27	29
Procedures (number)	7	7	7	7	4	4	4	4
Time (days)	51	51	51	51	40	40	40	40
Cost (% of property value)	1.7	1.6	1.8	0.9	0.1	0.1	0.1	0.1

Note: n.a. = not applicable (the economy was not included in *Doing Business* for that year). DB2012 rankings reflect changes to the methodology. For more information on “no practice” marks, see the data notes for details.

Source: *Doing Business* database.

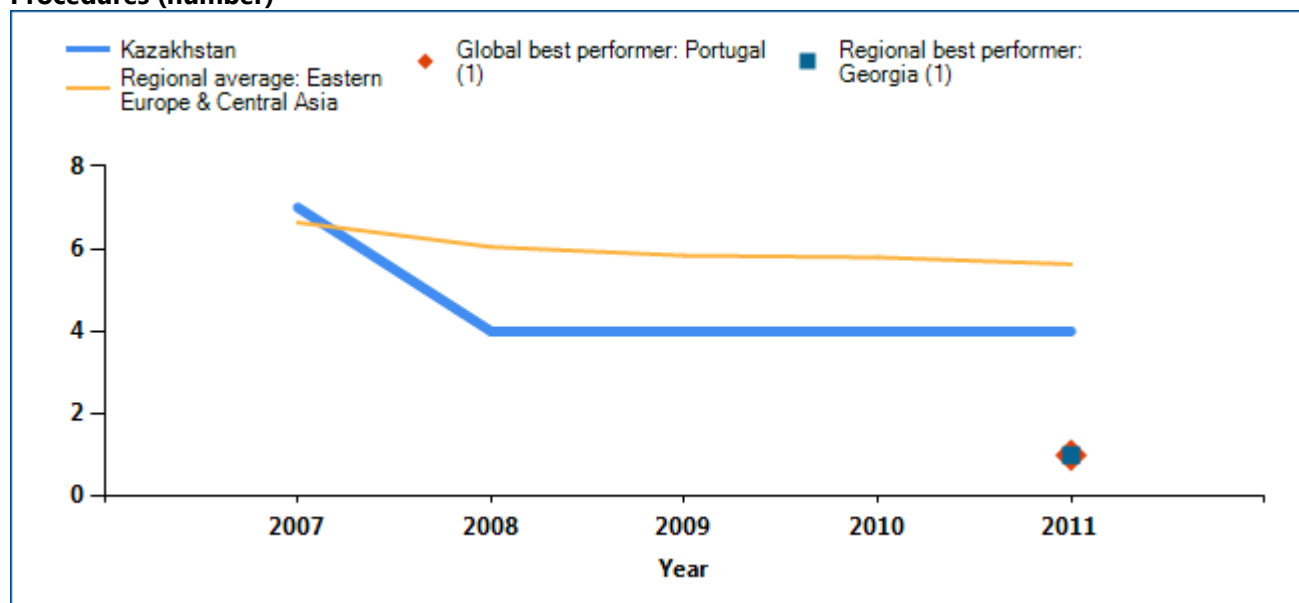
REGISTERING PROPERTY

Equally helpful may be the benchmarks provided by the economies that today have the best performance regionally or globally on the procedures, time or cost required to complete a property transfer (figure 5.3). These economies may provide a model for Kazakhstan

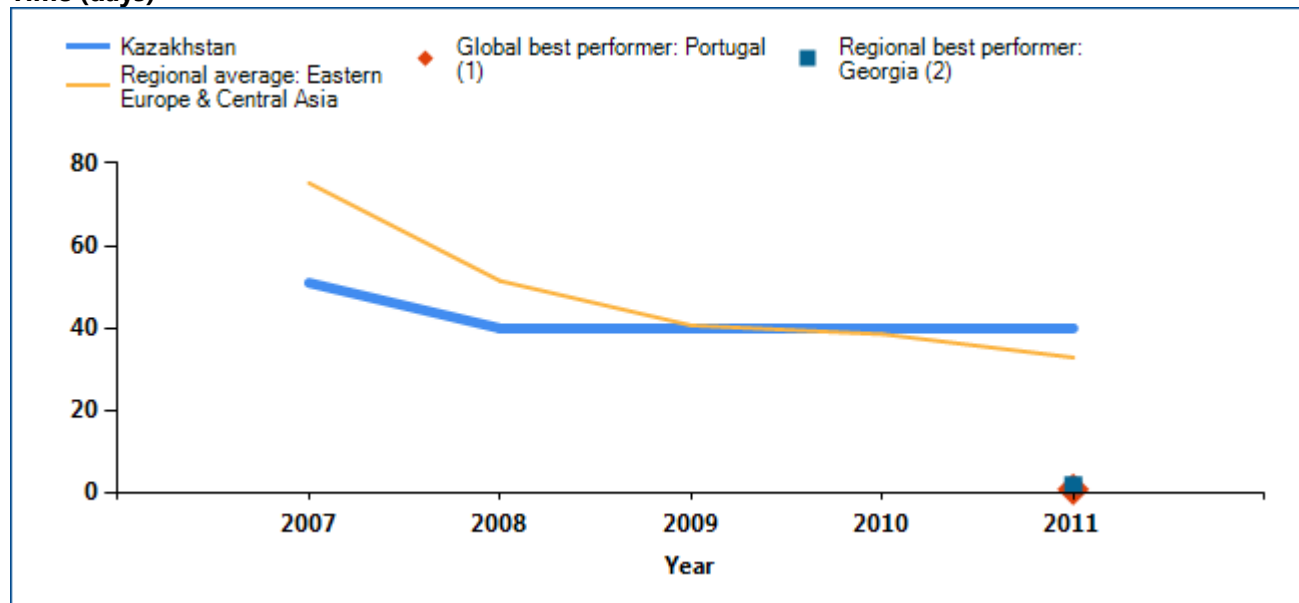
on ways to improve the ease of registering property. And changes in regional averages can show where Kazakhstan is keeping up—and where it is falling behind.

Figure 5.3 Has registering property become easier over time?

Procedures (number)

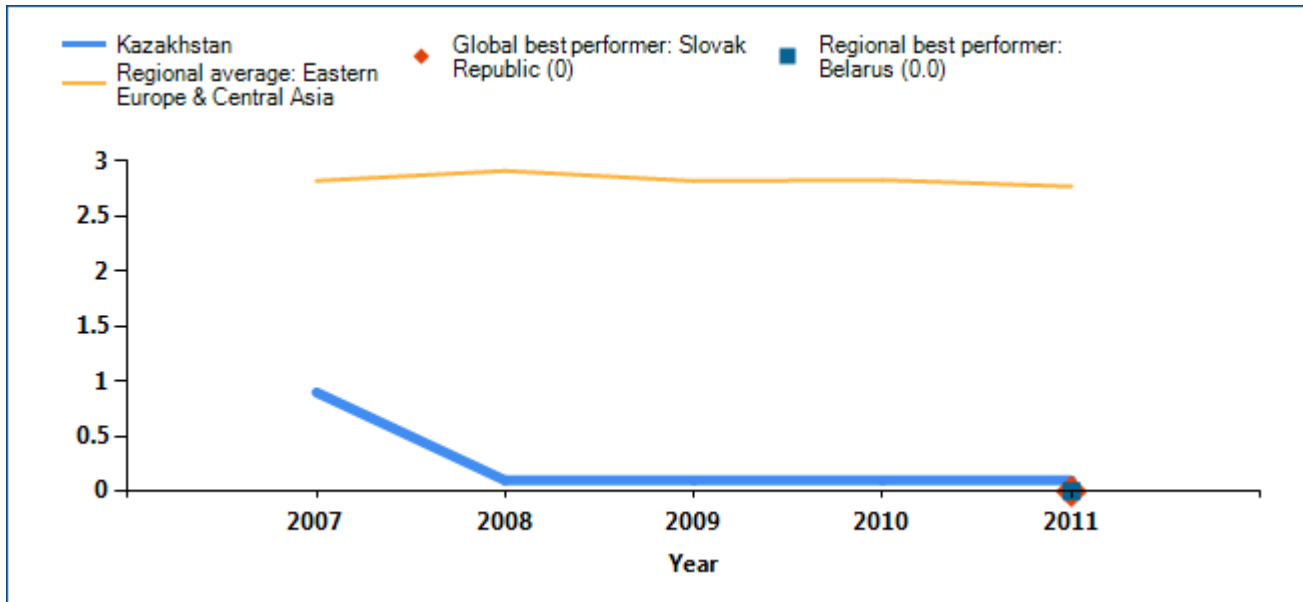


Time (days)



REGISTERING PROPERTY

Cost (% of property value)



Note: The economy with the best performance regionally on each indicator, and the economy with the best performance globally, are included as benchmarks. In some cases 2 or more economies share the top regional or global ranking on an indicator. In cases where no data are displayed above for the economy, this indicates that the economy has received a “no practice” mark; see the data notes for details.

Source: *Doing Business* database.

REGISTERING PROPERTY

Economies worldwide have been making it easier for entrepreneurs to register and transfer property—such as by computerizing land registries, introducing time limits for procedures and setting low fixed fees. Many

have cut the time required substantially—enabling buyers to use or mortgage their property earlier. What property registration reforms has *Doing Business* recorded in Kazakhstan (table 5.2)?

Table 5.2 How has Kazakhstan made registering property easier—or not?
By *Doing Business* report year

DB Year	Reform
DB2012	No reform.
DB2011	No reform.
DB2010	No reform.
DB2009	A new law introduced substantial changes to the property registration system, creating a unified registry for all land and buildings and establishing public service centers to handle property transactions in major cities. The law also eliminated requirements, reducing the number of procedures and the time.

Note: For information on reforms in earlier years (back to DB2005), see the *Doing Business* reports for these years, available at <http://www.doingbusiness.org>.

Source: *Doing Business* database.

REGISTERING PROPERTY

What are the details?

The indicators reported here are based on a set of specific procedures—the steps that a buyer and seller must complete to transfer the property to the buyer's name—identified by *Doing Business* through information collected from local property lawyers, notaries and property registries. These procedures are those that apply to a transaction matching the standard assumptions used by *Doing Business* in collecting the data (see the section in this chapter on what the indicators cover).

STANDARD PROPERTY TRANSFER

City: Almaty
Property Value: 56,857,742.5

The procedures, along with the associated time and cost, are summarized below.

Summary of procedures for registering property in Kazakhstan—and the time and cost

No.	Procedure	Time to complete	Cost to complete
1	<p>* Obtain a non-encumbrance certificate</p> <p>The non-encumbrance certificate is issued within 3-5 days and is free of charge.</p>	1-2 days	no cost
2	<p>* Obtain a technical passport of the property</p> <p>Annex 3 to the Order of the Minister of Justice No 325 has been abolished and new Standards of state service "The issuance of technical passport of properties" were approved by the Government Decree of the Republic of Kazakhstan of 15th Dec 2009. The detailed procedure is provided at www.minjust.kz (The conditions for the issue of a technical passport were set out in the "Standards of Rendering Public Services on Issue of Technical Passports for Immovable Property through the Population Servicing Centers", which is Annex 3 to Order of Minister of Justice No325 "On Establishing the Standards of Rendering Public Services through the Population Servicing Centers" of 28 November 2008. According to these Standards the technical passport for the property with an area of over 1,000 sq m could be issued within one (1) month period from the day of application. The Registration Service Committee prepares technical passport within 19 calendar days).</p>	17-21 days	no cost
3	<p>Notarization of seller's and buyer's incorporation documents and the sale-purchase agreement</p> <p>According to Article 536, paragraph 1 of the Tax Code No99-IV of 10 December 2008 which came into effect 01 January 2009, if at least one of the parties concluding the sale and purchase agreement is a legal entity, the notarization of transaction shall cost one thousand (1,000) percent of the monthly index which equals KZT 1,512 since January 1, 2011. The cost for certification of the copies of corporate documents is 10% of the Monthly Index per page. Therefore, the notary fee for certification of the sale-purchase agreement is at KZT 15,120 and certification of each page</p>	1 day	KZT 16,632

No.	Procedure	Time to complete	Cost to complete
	of the corporate documents costs KZT 151.2 per page.		
4	<p>Registration of the title at the Registration Service Committee</p> <p>All documents are submitted to the Public Service Center. The Law Amending Legal Acts of the Republic of Kazakhstan on Taxation on November 12, 2008 established new statutory time limit of 15 working days for the regular procedure (cost: 10 times the minimum calculation index- MCI) and 2 days for the expedited procedure (cost: 50 times the MCI). Other business centers take 7 days for expedited procedures</p> <p>Cost of registration of non-residential premises depends on the number of buildings to be registered:</p> <p>1 building - 10 x Monthly Index (1,273 for 2009) = KZT 12,730 2-5 buildings - 15 x Monthly Index = KZT 19,095 6-10 buildings - 20 x Monthly Index = KZT 25,460</p> <p>The documentation shall include:</p> <ul style="list-style-type: none"> - a filled in standard application form; - 2 original copies of the notarized sale-purchase agreement (obtained in Procedure 3) - Non-encumbrance certificate (obtained in Procedure 1) - Technical passport of the property (obtained in Procedure 2) 	17-21 days	KZT 15,120 = 10 times the monthly calculation index - MCI (regular procedure) or 30 MCI, i.e. 45,360 (expedited)

* Takes place simultaneously with another procedure.

Source: *Doing Business* database.

GETTING CREDIT

Two types of frameworks can facilitate access to credit and improve its allocation: credit information systems and the legal rights of borrowers and lenders in collateral and bankruptcy laws. Credit information systems enable lenders to view a potential borrower's financial history (positive or negative)—valuable information to consider when assessing risk. And they permit borrowers to establish a good credit history that will allow easier access to credit. Sound collateral laws enable businesses to use their assets, especially movable property, as security to generate capital—while strong creditors' rights have been associated with higher ratios of private sector credit to GDP.

What do the indicators cover?

Doing Business assesses the sharing of credit information and the legal rights of borrowers and lenders with respect to secured transactions through 2 sets of indicators. The depth of credit information index measures rules and practices affecting the coverage, scope and accessibility of credit information available through a public credit registry or a private credit bureau. The strength of legal rights index measures the degree to which collateral and bankruptcy laws protect the rights of borrowers and lenders and thus facilitate lending. *Doing Business* uses case scenarios to determine the scope of the secured transactions system, involving a secured borrower and a secured lender and examining legal restrictions on the use of movable collateral. These scenarios assume that the borrower:

- Is a private, limited liability company.
- Has its headquarters and only base of operations in the largest business city.

WHAT THE GETTING CREDIT INDICATORS MEASURE

Strength of legal rights index (0–10)

Protection of rights of borrowers and lenders through collateral laws

Protection of secured creditors' rights through bankruptcy laws

Depth of credit information index (0–6)

Scope and accessibility of credit information distributed by public credit registries and private credit bureaus

Public credit registry coverage (% of adults)

Number of individuals and firms listed in public credit registry as percentage of adult population

Private credit bureau coverage (% of adults)

Number of individuals and firms listed in largest private credit bureau as percentage of adult population

- Has 100 employees.
- Is 100% domestically owned, as is the lender.

The ranking on the ease of getting credit is based on the percentile rankings on its component indicators: the depth of credit information index (weighted at 37.5%) and the strength of legal rights index (weighted at 62.5%).

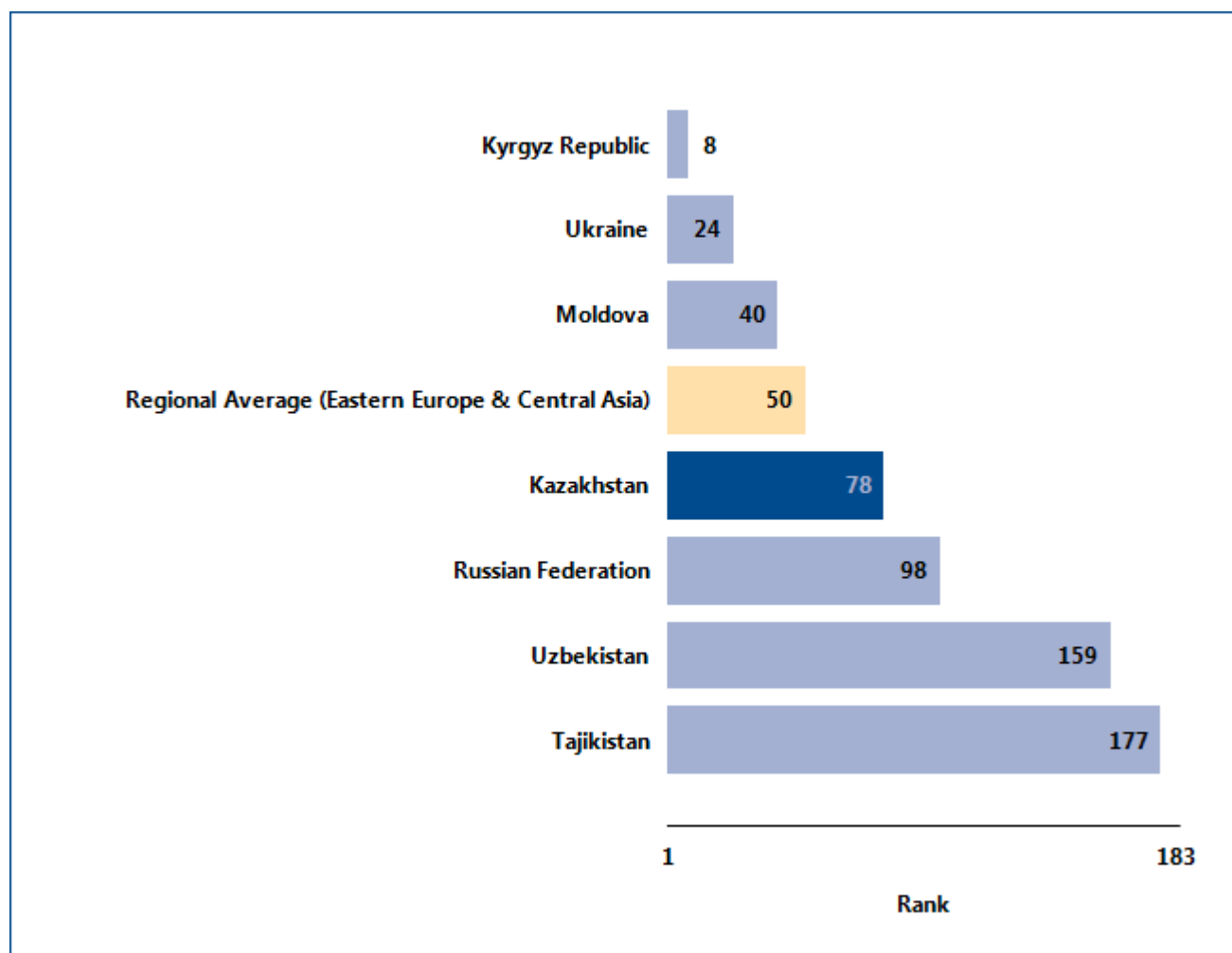
GETTING CREDIT

Where does the economy stand today?

How well do the credit information system and collateral and bankruptcy laws in Kazakhstan facilitate access to credit? The economy has a score of 5 on the depth of credit information index and a score of 4 on the strength of legal rights index (see the summary of scoring at the end of this chapter for details). Higher scores indicate more credit information and stronger legal rights for borrowers and lenders.

Globally, Kazakhstan stands at 78 in the ranking of 183 economies on the ease of getting credit (figure 6.1). The rankings for comparator economies and the regional average ranking provide other useful information for assessing how well regulations and institutions in Kazakhstan support lending and borrowing.

Figure 6.1 How Kazakhstan and comparator economies rank on the ease of getting credit



Source: Doing Business database.

GETTING CREDIT

What are the changes over time?

While the most recent *Doing Business* data reflect how well the credit information system and collateral and bankruptcy laws in Kazakhstan support lending and borrowing today, data over time can help show where

institutions and regulations have been strengthened—and where they have not (table 6.1). That can help identify where the potential for improvement is greatest.

Table 6.1 The ease of getting credit in Kazakhstan over time
By *Doing Business* report year

Indicator	DB2005	DB2006	DB2007	DB2008	DB2009	DB2010	DB2011	DB2012
Rank	75	78
Strength of legal rights index (0-10)	4	4	4	4	4	4	4	4
Depth of credit information index (0-6)	0	0	4	4	5	5	5	5
Public registry coverage (% of adults)	0.0	0.0	0.0	0.0	0.0	0.0	0.0	0.0
Private bureau coverage (% of adults)	0.0	0.0	5.5	13.7	25.6	29.5	29.9	37.6

Note: n.a. = not applicable (the economy was not included in *Doing Business* for that year). DB2012 rankings reflect changes to the methodology.

Source: *Doing Business* database.

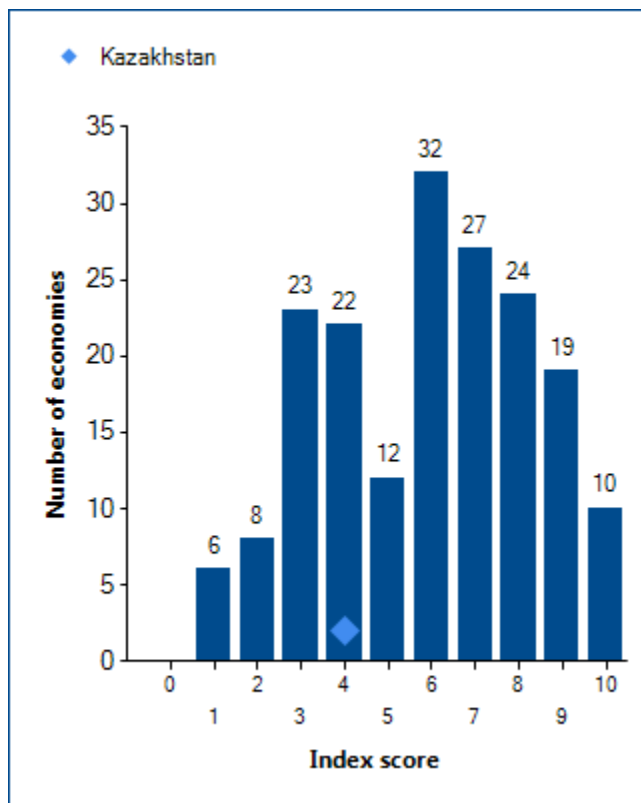
GETTING CREDIT

One way to put an economy's getting credit indicators into context is to see where the economy stands in the distribution of scores across other economies. Figure 6.2 highlights the score on the strength of legal rights

index for Kazakhstan in 2011 and shows the number of other economies having the same score in 2011. Figure 6.3 shows the same thing for the depth of credit information index.

Figure 6.2 Have legal rights for borrowers and lenders become stronger?

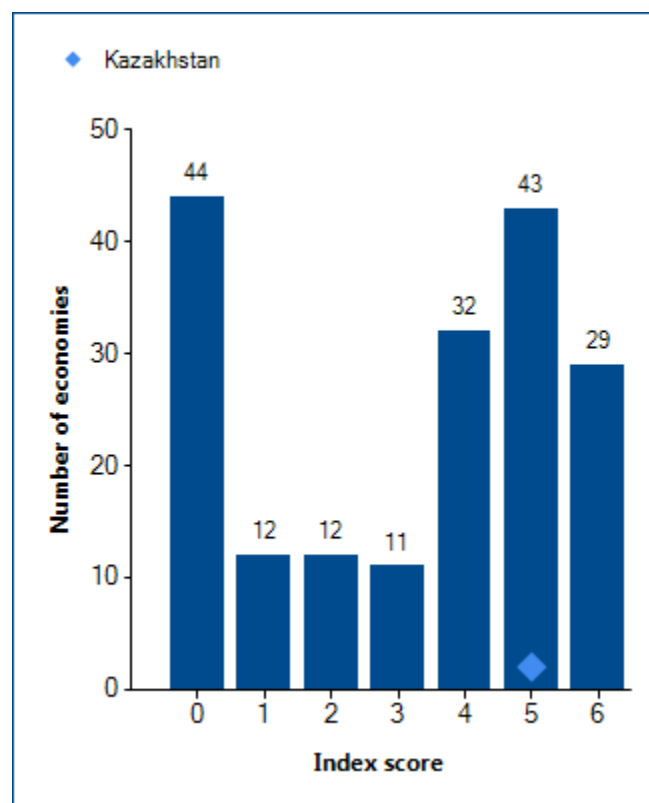
Number of economies with each score on strength of legal rights index (0–10), 2011



Source: Doing Business database.

Figure 6.3 Have the coverage and accessibility of credit information grown?

Number of economies with each score on depth of credit information index (0–6), 2011



Source: Doing Business database.

GETTING CREDIT

When economies strengthen the legal rights of lenders and borrowers under collateral and bankruptcy laws, and increase the scope, coverage and accessibility of credit information, they can increase entrepreneurs' access to credit. What credit reforms has *Doing Business* recorded in Kazakhstan (table 6.2)?

Table 6.2 How has Kazakhstan made getting credit easier—or not?
By *Doing Business* report year

DB Year	Reform
DB2012	No reform.
DB2011	No reform.
DB2010	No reform.
DB2009	The private credit bureau is adding two new suppliers of information a month, including retailers (such as furniture companies) and utilities (such as the gas company). Borrower coverage increased by 80 percent in the past year.

Note: For information on reforms in earlier years (back to DB2005), see the *Doing Business* reports for these years, available at <http://www.doingbusiness.org>.

Source: *Doing Business* database.

GETTING CREDIT

What are the details?

The getting credit indicators reported here for Kazakhstan are based on detailed information collected in that economy. The data on credit information sharing are collected through a survey of a public credit registry or private credit bureau (if one exists). To construct the depth of credit information index, a score of 1 is assigned for each of 6 features of the public credit registry or private credit bureau (see summary of scoring below).

The data on the legal rights of borrowers and lenders are gathered through a survey of financial lawyers and verified through analysis of laws and regulations as well as public sources of information on collateral and bankruptcy laws. For the strength of legal rights index, a score of 1 is assigned for each of 8 aspects related to legal rights in collateral law and 2 aspects in bankruptcy law.

[Summary of scoring for the getting credit indicators in Kazakhstan](#)

Indicator	Kazakhstan	Eastern Europe & Central Asia	OECD high income
Strength of legal rights index (0-10)	4	7	7
Depth of credit information index (0-6)	5	5	5
Public registry coverage (% of adults)	0.0	16.2	9.5
Private bureau coverage (% of adults)	37.6	29.4	63.9

Strength of legal rights index (0–10)	Index score: 4
Can any business use movable assets as collateral while keeping possession of the assets; and any financial institution accept such assets as collateral ?	Yes
Does the law allow businesses to grant a non possessory security right in a single category of movable assets, without requiring a specific description of collateral?	Yes
Does the law allow businesses to grant a non possessory security right in substantially all of its assets, without requiring a specific description of collateral?	No
May a security right extend to future or after-acquired assets, and may it extend automatically to the products, proceeds or replacements of the original assets ?	No
Is a general description of debts and obligations permitted in collateral agreements; can all types of debts and obligations be secured between parties; and can the collateral agreement include a maximum amount for which the assets are encumbered?	No
Is a collateral registry in operation, that is unified geographically and by asset type, with an electronic database indexed by debtor's names?	Yes
Are secured creditors paid first (i.e. before general tax claims and employee claims) when a debtor defaults outside an insolvency procedure?	No

Strength of legal rights index (0–10)	Index score: 4
Are secured creditors paid first (i.e. before general tax claims and employee claims) when a business is liquidated?	No
Are secured creditors either not subject to an automatic stay or moratorium on enforcement procedures when a debtor enters a court-supervised reorganization procedure, or the law provides secured creditors with grounds for relief from an automatic stay or	No
Does the law allow parties to agree in a collateral agreement that the lender may enforce its security right out of court, at the time a security interest is created?	Yes

Depth of credit information index (0–6)	Private credit bureau	Public credit registry	Index score: 5
Are data on both firms and individuals distributed?	Yes	No	1
Are both positive and negative data distributed?	Yes	No	1
Does the registry distribute credit information from retailers, trade creditors or utility companies as well as financial institutions?	No	No	0
Are more than 2 years of historical credit information distributed?	Yes	No	1
Is data on all loans below 1% of income per capita distributed?	Yes	No	1
Is it guaranteed by law that borrowers can inspect their data in the largest credit registry?	Yes	No	1

Note: An economy receives a score of 1 if there is a "yes" to either private bureau or public registry.

Coverage	Private credit bureau	Public credit registry
Number of firms	71,644	0
Number of individuals	4,124,216	0

Source: Doing Business database.

PROTECTING INVESTORS

Investor protections matter for the ability of companies to raise the capital they need to grow, innovate, diversify and compete. If the laws do not provide such protections, investors may be reluctant to invest unless they become the controlling shareholders. Strong regulations clearly define related-party transactions, promote clear and efficient disclosure requirements, require shareholder participation in major decisions of the company and set clear standards of accountability for company insiders.

What do the indicators cover?

Doing Business measures the strength of minority shareholder protections against directors' use of corporate assets for personal gain—or self-dealing. The indicators distinguish 3 dimensions of investor protections: transparency of related-party transactions (extent of disclosure index), liability for self-dealing (extent of director liability index) and shareholders' ability to sue officers and directors for misconduct (ease of shareholder suits index). The ranking on the strength of investor protection index is the simple average of the percentile rankings on these 3 indices. To make the data comparable across economies, a case study uses several assumptions about the business and the transaction.

The business (Buyer):

- Is a publicly traded corporation listed on the economy's most important stock exchange (or at least a large private company with multiple shareholders).
- Has a board of directors and a chief executive officer (CEO) who may legally act on behalf of Buyer where permitted, even if this is not specifically required by law.

The transaction involves the following details:

- Mr. James, a director and the majority shareholder of the company, proposes that

WHAT THE PROTECTING INVESTORS INDICATORS MEASURE

Extent of disclosure index (0–10)

Who can approve related-party transactions
Disclosure requirements in case of related-party transactions

Extent of director liability index (0–10)

Ability of shareholders to hold interested parties and members of the approving body liable in case of related-party transactions

Available legal remedies (damages, repayment of profits, fines, imprisonment and rescission of the transaction)

Ability of shareholders to sue directly or derivatively

Ease of shareholder suits index (0–10)

Access to internal corporate documents (directly or through a government inspector)

Documents and information available during trial

Strength of investor protection index (0–10)

Simple average of the extent of disclosure, extent of director liability and ease of shareholder suits indices

the company purchase used trucks from another company he owns.

- The price is higher than the going price for used trucks, but the transaction goes forward.
- All required approvals are obtained, and all required disclosures made, though the transaction is prejudicial to Buyer.
- Shareholders sue the interested parties and the members of the board of directors.

PROTECTING INVESTORS

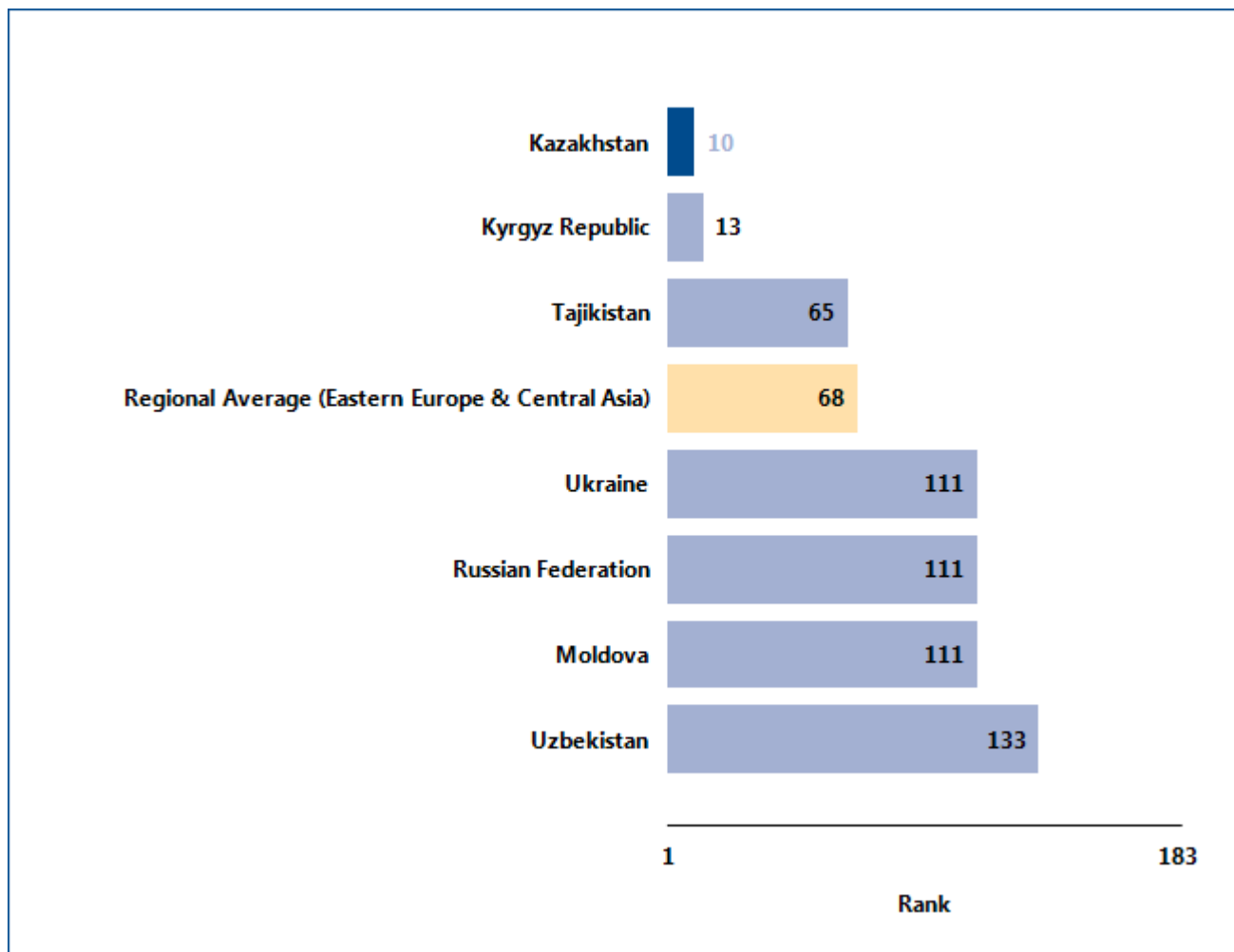
Where does the economy stand today?

How strong are investor protections in Kazakhstan? The economy has a score of 8.0 on the strength of investor protection index, with a higher score indicating stronger protections (see the summary of scoring at the end of this chapter for details).

Globally, Kazakhstan stands at 10 in the ranking of 183 economies on the strength of investor protection

index (figure 7.1). While the indicator does not measure all aspects related to the protection of minority investors, a higher ranking does indicate that an economy's regulations offer stronger investor protections against self-dealing in the areas measured.

Figure 7.1 How Kazakhstan and comparator economies rank on the strength of investor protection index



Source: Doing Business database.

PROTECTING INVESTORS

What are the changes over time?

While the most recent *Doing Business* data reflect how well regulations in Kazakhstan protect minority investors today, data over time show whether the protections have been strengthened (table 7.1). And

the global ranking on the strength of investor protection index over time shows whether the economy is slipping behind other economies in investor protections—or surpassing them.

Table 7.1 The strength of investor protections in Kazakhstan over time
By *Doing Business* report year

Indicator	DB2006	DB2007	DB2008	DB2009	DB2010	DB2011	DB2012
Rank	44	10
Extent of disclosure index (0-10)	7	7	7	7	7	8	9
Extent of director liability index (0-10)	1	1	1	1	1	1	6
Ease of shareholder suits index (0-10)	9	9	9	9	9	9	9
Strength of investor protection index (0-10)	5.7	5.7	5.7	5.7	5.7	6.0	8.0

Note: n.a. = not applicable (the economy was not included in *Doing Business* for that year). DB2012 rankings reflect changes to the methodology.

Source: *Doing Business* database.

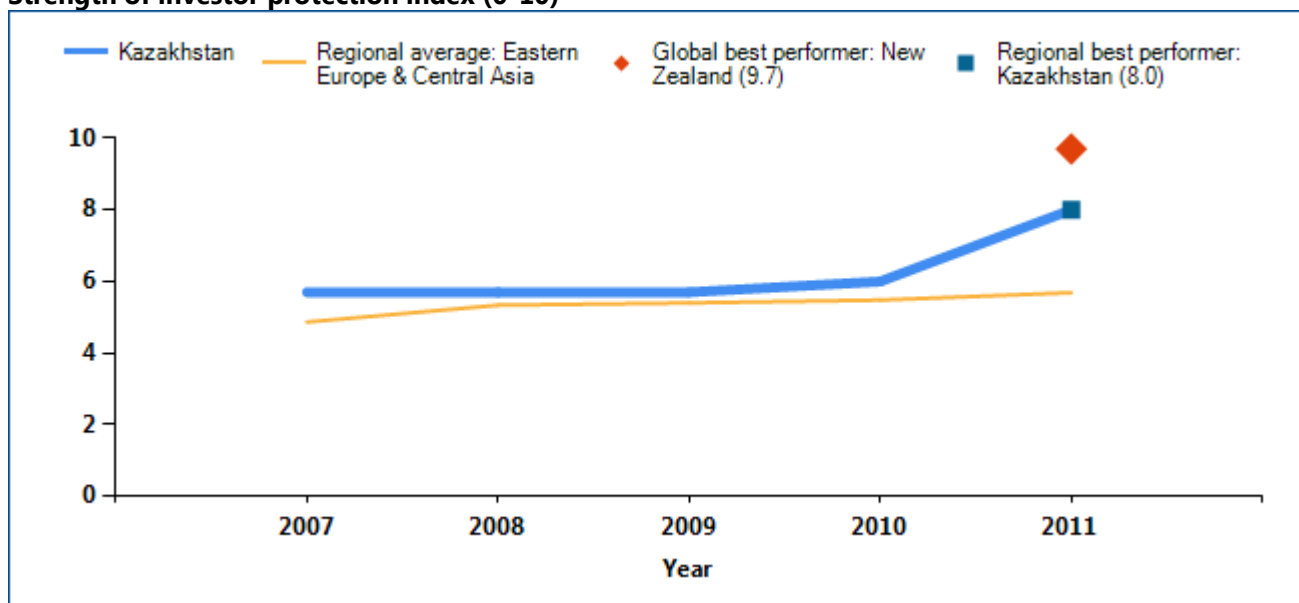
PROTECTING INVESTORS

But the overall ranking on the strength of investor protection index tells only part of the story. Economies may offer strong protections in some areas but not others. So the scores recorded over time for Kazakhstan on the extent of disclosure, extent of

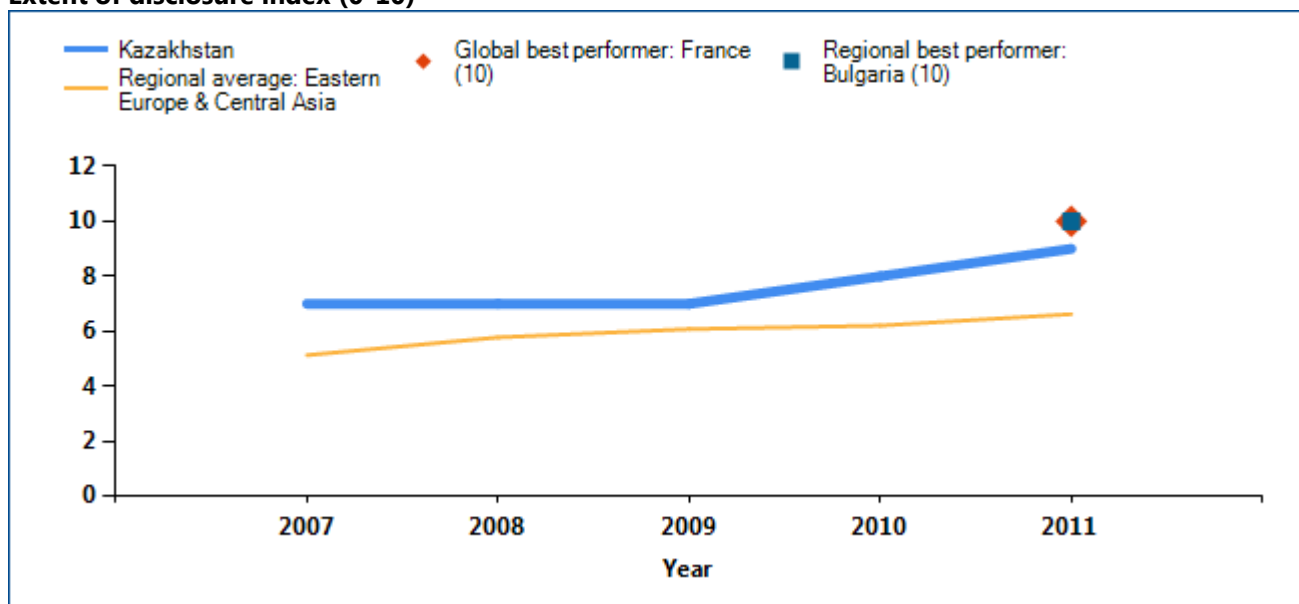
director liability and ease of shareholder suits indices may also be revealing (figure 7.2). Equally interesting may be the changes over time in the regional average scores for those indices.

Figure 7.2 Have investor protections become stronger?

Strength of investor protection index (0-10)

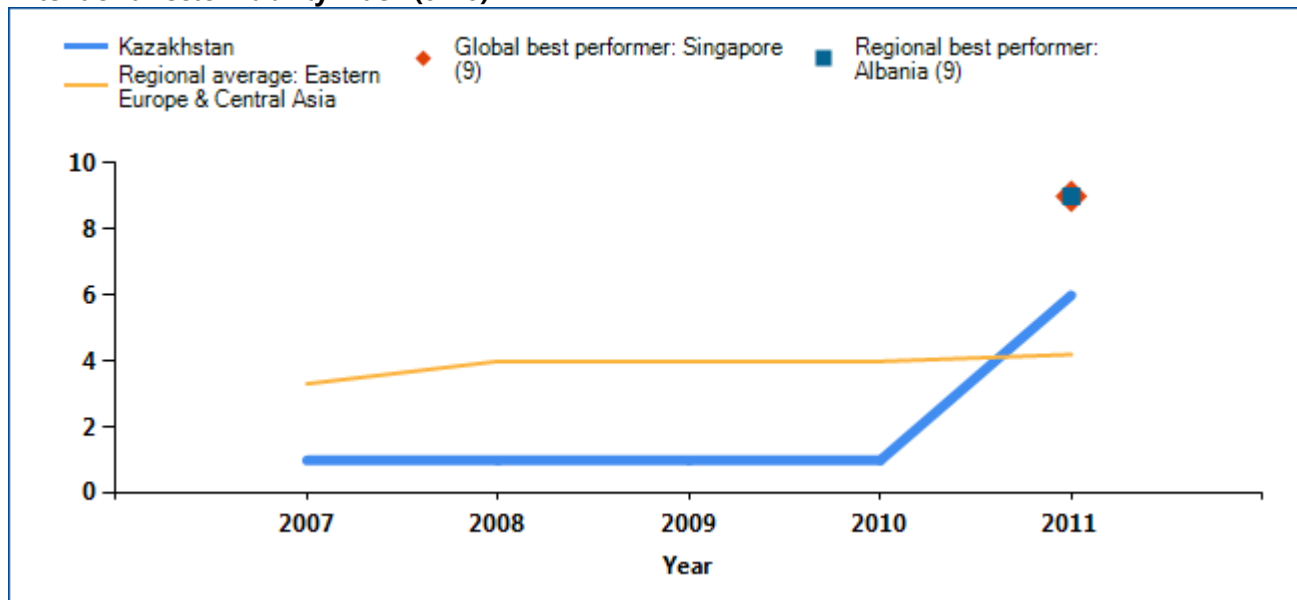


Extent of disclosure index (0-10)

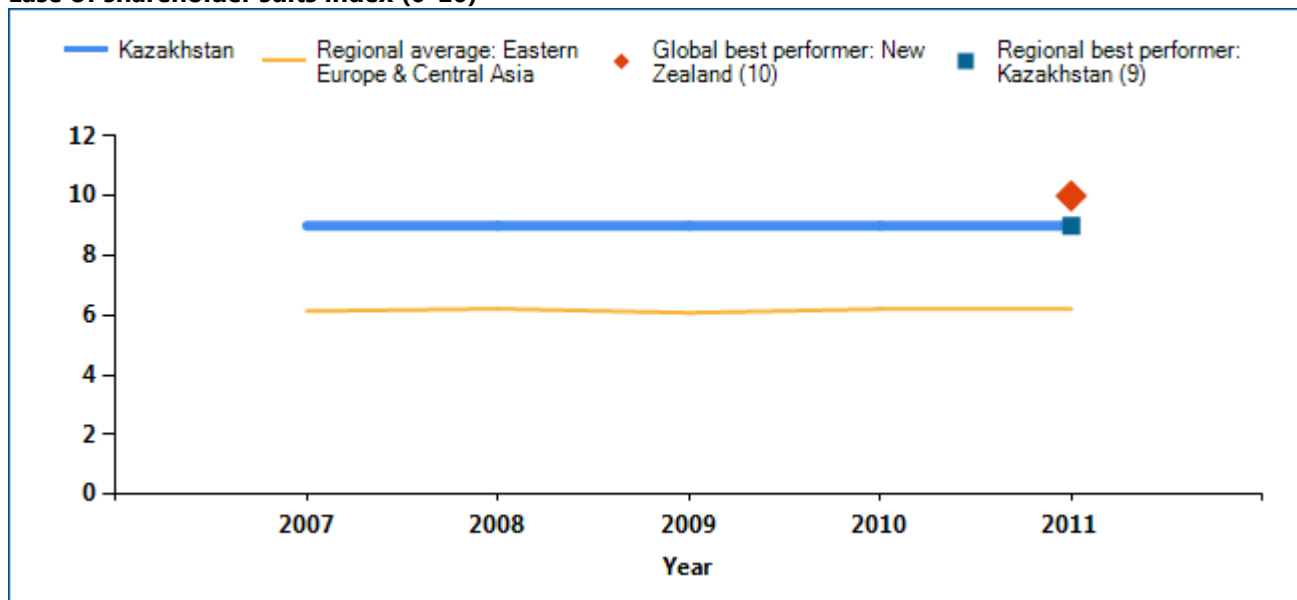


PROTECTING INVESTORS

Extent of director liability index (0-10)



Ease of shareholder suits index (0-10)



Note: The higher the score, the stronger the investor protections. The economy with the best performance regionally on each indicator, and the economy with the best performance globally, are included as benchmarks. In some cases 2 or more economies share the top regional or global ranking on an indicator.

Source: *Doing Business* database.

PROTECTING INVESTORS

Economies with the strongest protections of minority investors from self-dealing require more disclosure and define clear duties for directors. They also have well-functioning courts and up-to-date procedural rules that give minority investors the means to prove their case and obtain a judgment within a reasonable

time. So reforms to strengthen investor protections may move ahead on different fronts—such as through new or amended company laws or civil procedure rules. What investor protection reforms has *Doing Business* recorded in Kazakhstan (table 7.2)?

Table 7.2 How has Kazakhstan strengthened investor protections—or not?
By *Doing Business* report year

DB Year	Reform
DB2012	Kazakhstan strengthened investor protections by regulating the approval of transactions between interested parties and making it easier to sue directors in cases of prejudicial transactions between interested parties.
DB2011	Kazakhstan strengthened investor protections by requiring greater corporate disclosure in company annual reports.
DB2010	No reform.
DB2009	No reform.

Note: For information on reforms in earlier years (back to DB2006), see the *Doing Business* reports for these years, available at <http://www.doingbusiness.org>.

Source: *Doing Business* database.

PROTECTING INVESTORS

What are the details?

The protecting investors indicators reported here for Kazakhstan are based on detailed information collected through a survey of corporate and securities lawyers and are based on securities regulations, company laws and court rules of evidence. To construct the extent of disclosure, extent of director

liability and ease of shareholder suits indices, a score is assigned for each of a range of conditions relating to disclosure, director liability and shareholder suits in a standard case study transaction (see the notes at the end of this chapter). The summary below shows the details underlying the scores for Kazakhstan.

Summary of scoring for the protecting investors indicators in Kazakhstan

Indicator	Kazakhstan	Eastern Europe & Central Asia	OECD high income
Extent of disclosure index (0-10)	9	7	6
Extent of director liability index (0-10)	6	4	5
Ease of shareholder suits index (0-10)	9	6	7
Strength of investor protection index (0-10)	8.0	5.7	6.0

	Score
Extent of disclosure index (0-10)	9
What corporate body provides legally sufficient approval for the transaction?	3
Whether disclosure of the conflict of interest by Mr. James to the board of directors is required?	2
Whether immediate disclosure of the transaction to the public and/or shareholders is required?	2
Whether disclosure of the transaction in published periodic filings (annual reports) is required?	1
Whether an external body must review the terms of the transaction before it takes place?	1
Extent of director liability index (0-10)	6
Whether shareholders can sue directly or derivatively for the damage that the Buyer-Seller transaction causes to the company?	1
Whether shareholders can hold Mr. James liable for the damage that the Buyer-Seller transaction causes to the company?	2
Whether shareholders can hold members of the approving body liable for the damage that the Buyer-Seller transaction causes to the company?	1
Whether a court can void the transaction upon a successful claim by a shareholder plaintiff?	0

	Score
Whether Mr. James pays damages for the harm caused to the company upon a successful claim by the shareholder plaintiff?	1
Whether Mr. James repays profits made from the transaction upon a successful claim by the shareholder plaintiff?	1
Whether fines and imprisonment can be applied against Mr. James?	0
Ease of shareholder suits index (0-10)	9
Whether shareholders owning 10% or less of Buyer's shares can inspect transaction documents before filing suit?	1
Whether shareholders owning 10% or less of Buyer's shares can request an inspector to investigate the transaction?	1
Whether the plaintiff can obtain any documents from the defendant and witnesses during trial?	4
Whether the plaintiff can request categories of documents from the defendant without identifying specific ones?	0
Whether the plaintiff can directly question the defendant and witnesses during trial?	2
Whether the level of proof required for civil suits is lower than that of criminal cases?	1
Strength of investor protection index (0-10)	8.0

Source: *Doing Business* database.

Notes:

Extent of disclosure index (0–10)

Scoring for the extent of disclosure index is based on 5 components:

Which corporate body can provide legally sufficient approval for the transaction

0 = CEO or managing director alone; 1 = shareholders or board of directors vote and Mr. James can vote; 2 = board of directors votes and Mr. James cannot vote; 3 = shareholders vote and Mr. James cannot vote.

Whether disclosure of the conflict of interest by Mr. James to the board of directors is required

0 = no disclosure; 1 = disclosure of the existence of a conflict without any specifics; 2 = full disclosure of all material facts.

Whether immediate disclosure of the transaction to the public, the regulator or the shareholders is required

0 = no disclosure; 1 = disclosure on the transaction only; 2 = disclosure on the transaction and Mr. James's conflict of interest.

Whether disclosure of the transaction in the annual report is required

0 = no disclosure; 1 = disclosure on the transaction only; 2 = disclosure on the transaction and Mr. James's conflict of interest.

Whether it is required that an external body (for example, an external auditor) review the transaction before it takes place

0 = no; 1 = yes.

Extent of director liability index (0–10)

Scoring for the extent of director liability index is based on 7 components:

Whether shareholders can sue directly or derivatively for the damage that the Buyer-Seller transaction causes to the company

0 = suits are unavailable or available only for shareholders holding more than 10% of the company's share capital; 1 = direct or derivative suits available for shareholders holding 10% of share capital or less.

Whether shareholders can hold Mr. James liable for the damage that the transaction causes to the company

0 = Mr. James is not liable or is liable only if he acted fraudulently or in bad faith; 1 = Mr. James is liable if he influenced the approval or was negligent; 2 = Mr. James is liable if the transaction is unfair or prejudicial to the other shareholders.

Whether shareholders can hold the approving body (the CEO or members of the board of directors) liable for the damage that the transaction causes to the company

0 = members of the approving body are either not liable or liable only if they acted fraudulently or in bad faith; 1 = liable for negligence in the approval of the transaction; 2 = liable if the transaction is unfair or prejudicial to the other shareholders.

Whether a court can void the transaction upon a successful claim by a shareholder plaintiff

0 = rescission is unavailable or available only in case of Seller's fraud or bad faith; 1 = rescission is available when the transaction is oppressive or prejudicial to the other shareholders; 2 = rescission is available when the transaction is unfair or entails a conflict of interest.

Whether Mr. James pays damages for the harm caused to the company upon a successful claim by the shareholder plaintiff

0 = no; 1 = yes.

Whether Mr. James repays profits made from the transaction upon a successful claim by the shareholder plaintiff

0 = no; 1 = yes.

Whether both fines and imprisonment can be applied against Mr. James

0 = no; 1 = yes.

Ease of shareholder suits index (0–10)

Scoring for the ease of shareholder suits index is based on 6 components:

What range of documents is available to the plaintiff from the defendant and witnesses during trial

Score of 1 for each of the following: information that the defendant has indicated he intends to rely on for his defense; information that directly proves specific facts in the plaintiff's claim; any information relevant to the subject matter of the claim; and any information that may lead to the discovery of relevant information.

Whether the plaintiff can directly examine the defendant and witnesses during trial

0 = no; 1 = yes, with prior approval by the court of the questions posed; 2 = yes, without prior approval.

Whether the plaintiff can obtain categories of relevant documents from the defendant without identifying each document specifically

0 = no; 1 = yes.

Whether shareholders owning 10% or less of the company's share capital can request that a government inspector investigate the transaction without filing suit in court

0 = no; 1 = yes.

Whether shareholders owning 10% or less of the company's share capital have the right to inspect the transaction documents before filing suit

0 = no; 1 = yes.

Whether the standard of proof for civil suits is lower than that for a criminal case

0 = no; 1 = yes.

Strength of investor protection index (0–10)

Simple average of the extent of disclosure, extent of director liability and ease of shareholder suits indices.

PAYING TAXES

Taxes are essential. They fund the public amenities, infrastructure and services that are crucial for a properly functioning economy. But the level of tax rates needs to be carefully chosen—and needless complexity in tax rules avoided. According to *Doing Business* data, in economies where it is more difficult and costly to pay taxes, larger shares of economic activity end up in the informal sector—where businesses pay no taxes at all.

What do the indicators cover?

Using a case scenario, *Doing Business* measures the taxes and mandatory contributions that a medium-size company must pay in a given year as well as the administrative burden of paying taxes and contributions. This case scenario uses a set of financial statements and assumptions about transactions made over the year. Information is also compiled on the frequency of filing and payments as well as time taken to comply with tax laws. The ranking on the ease of paying taxes is the simple average of the percentile rankings on its component indicators: number of annual payments, time and total tax rate, with a threshold being applied to the total tax rate.² To make the data comparable across economies, several assumptions about the business and the taxes and contributions are used.

- TaxpayerCo is a medium-size business that started operations on January 1, 2009.
- The business starts from the same financial position in each economy. All the taxes and mandatory contributions paid during the second year of operation are recorded.
- Taxes and mandatory contributions are measured at all levels of government.

WHAT THE PAYING TAXES INDICATORS MEASURE

Tax payments for a manufacturing company in 2010 (number per year adjusted for electronic or joint filing and payment)

Total number of taxes and contributions paid, including consumption taxes (value added tax, sales tax or goods and service tax)

Method and frequency of filing and payment

Time required to comply with 3 major taxes (hours per year)

Collecting information and computing the tax payable

Completing tax return forms, filing with proper agencies

Arranging payment or withholding

Preparing separate tax accounting books, if required

Total tax rate (% of profit before all taxes)

Profit or corporate income tax

Social contributions and labor taxes paid by the employer

Property and property transfer taxes

Dividend, capital gains and financial transactions taxes

Waste collection, vehicle, road and other taxes

- Taxes and mandatory contributions include corporate income tax, turnover tax and all labor taxes and contributions paid by the company.
- A range of standard deductions and exemptions are also recorded.

² The threshold is defined as the highest total tax rate among the top 30% of economies in the ranking on the total tax rate. It will be calculated and adjusted on a yearly basis. The threshold is not based on any underlying theory. Instead, it is intended to mitigate the effect of very low tax rates on the ranking on the ease of paying taxes.

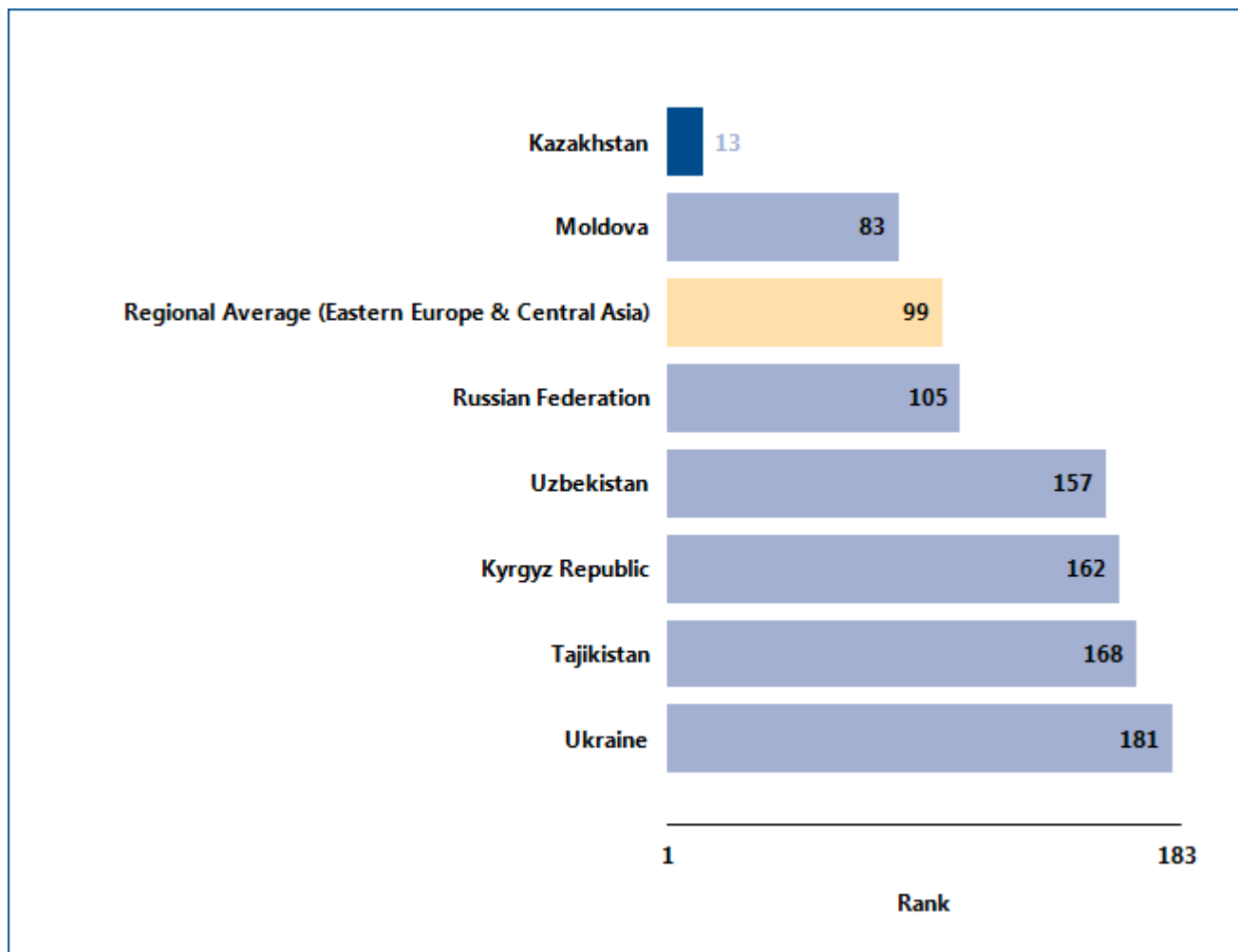
PAYING TAXES

Where does the economy stand today?

What is the administrative burden of complying with taxes in Kazakhstan—and how much do firms pay in taxes? On average, firms make 7 tax payments a year, spend 188 hours a year filing, preparing and paying taxes and pay total taxes amounting to 15.9% of profit (see the summary at the end of this chapter for details).

Globally, Kazakhstan stands at 13 in the ranking of 183 economies on the ease of paying taxes (figure 8.1). The rankings for comparator economies and the regional average provide other useful information for assessing the tax compliance burden for businesses in Kazakhstan.

Figure 8.1 How Kazakhstan and comparator economies rank on the ease of paying taxes



Note: DB2012 rankings reflect changes to the methodology. For all economies with a total tax rate below the threshold of 32.5% applied in DB2012, the total tax rate is set at 32.5% for the purpose of calculating the ranking on the ease of paying taxes.

Source: *Doing Business* database.

PAYING TAXES

What are the changes over time?

While the most recent *Doing Business* data reflect how easy (or difficult) it is to comply with tax rules in Kazakhstan today, data over time show which aspects

of the process have changed — and which have not (table 8.1). That can help identify where the potential for easing tax compliance is greatest.

Table 8.1 The ease of paying taxes in Kazakhstan over time
By *Doing Business* report year

Indicator	DB2006	DB2007	DB2008	DB2009	DB2010	DB2011	DB2012
Rank	26	13
Payments (number per year)	8	8	8	8	8	7	7
Time (hours per year)	271	271	271	271	271	271	188
Total tax rate (% profit)	43.0	43.0	40.3	40.4	34.7	28.6	28.6

Note: n.a. = not applicable (the economy was not included in *Doing Business* for that year). DB2012 rankings reflect changes to the methodology. For all economies with a total tax rate below the threshold of 32.5% applied in DB2012, the total tax rate is set at 32.5% for the purpose of calculating the rank on the ease of paying taxes.

Source: *Doing Business* database.

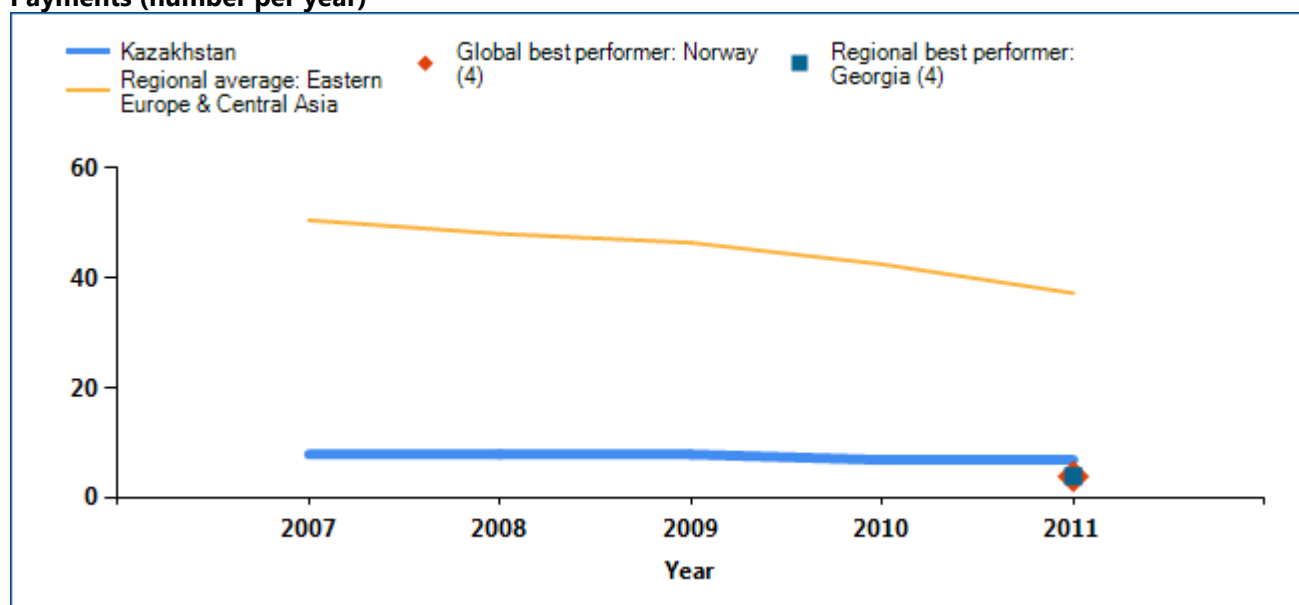
PAYING TAXES

Equally helpful may be the benchmarks provided by the economies that today have the best performance regionally or globally on the number of payments or the time required to prepare and file taxes (figure 8.2). These economies may provide a model for Kazakhstan

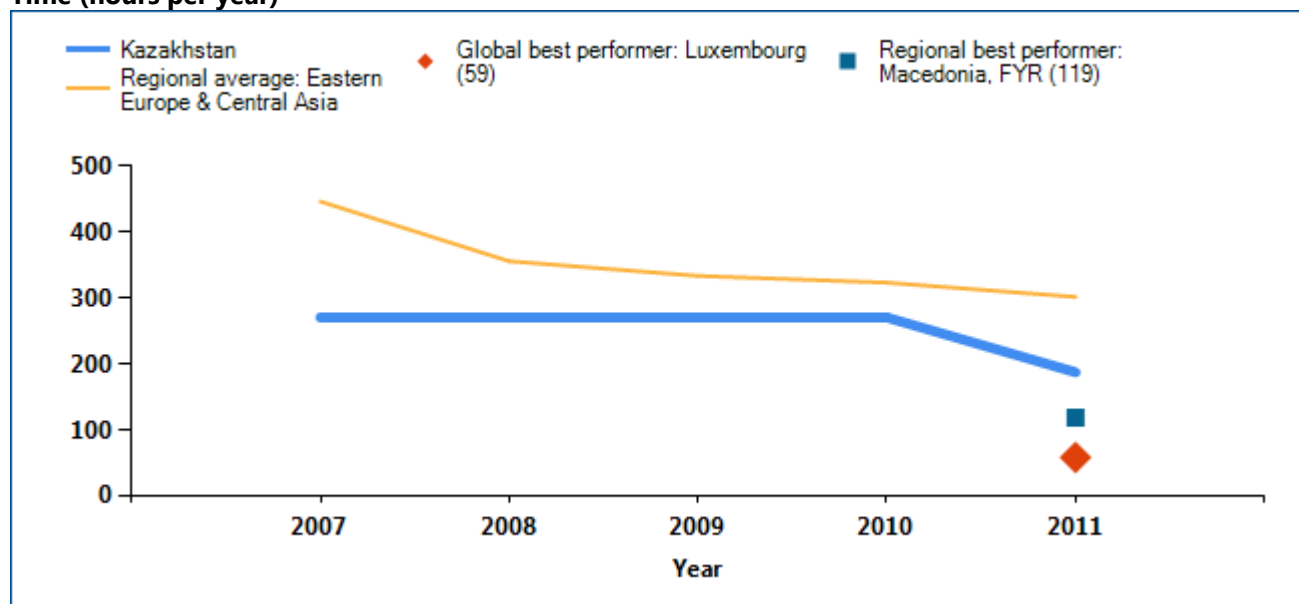
on ways to ease the administrative burden of tax compliance. And changes in regional averages can show where Kazakhstan is keeping up—and where it is falling behind.

Figure 8.2 Has paying taxes become easier over time?

Payments (number per year)

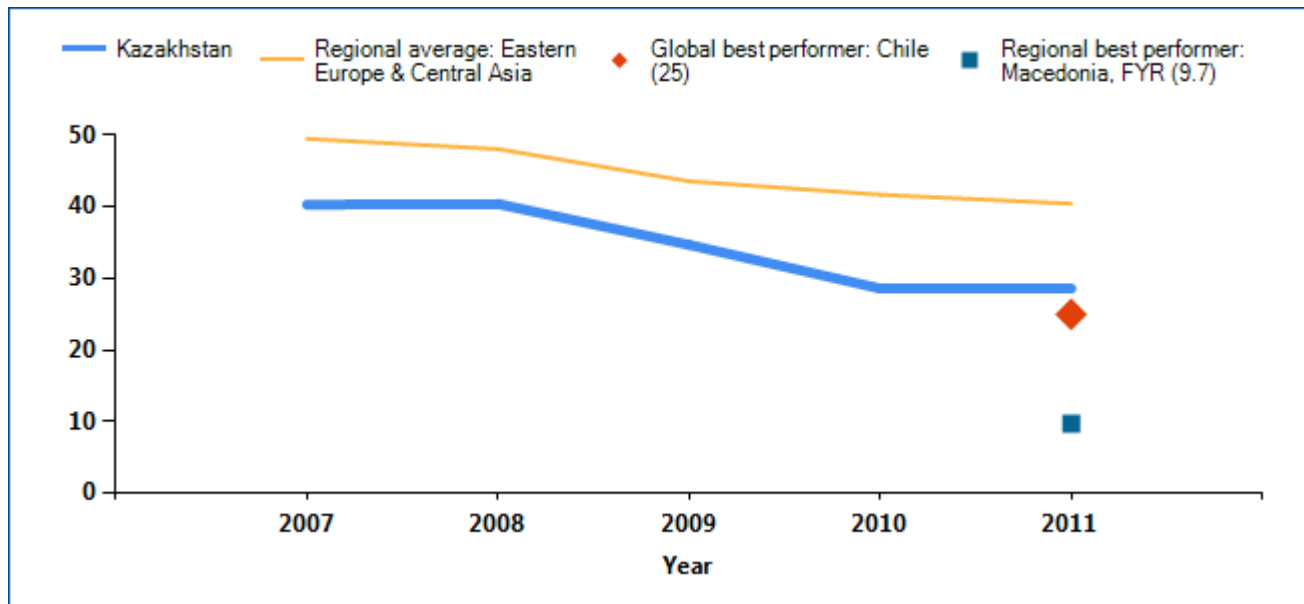


Time (hours per year)



PAYING TAXES

Total tax rate (% of profit)



Note: The economy with the best performance regionally on each indicator, and the economy with the best performance globally, are included as benchmarks. The best performer globally on an indicator has implemented the most efficient practices in its tax system but is not necessarily the one with the highest ranking on the indicator. In some cases 2 or more economies share the top regional ranking on an indicator. DB2012 rankings reflect changes to the methodology. For all economies with a total tax rate below the threshold of 32.5% applied in DB2012, the total tax rate is set at 32.5% for the purpose of calculating the ranking on the ease of paying taxes.

Source: *Doing Business* database.

PAYING TAXES

Economies around the world have made paying taxes faster and easier for businesses—such as by consolidating filings, reducing the frequency of payments or offering electronic filing and payment. Many have lowered tax rates. Changes have brought

concrete results. Some economies simplifying tax payment and reducing rates have seen tax revenue rise. What tax reforms has *Doing Business* recorded in Kazakhstan (table 8.2)?

Table 8.2 How has Kazakhstan made paying taxes easier—or not?
By *Doing Business* report year

DB Year	Reform
DB2012	No reform.
DB2011	No reform.
DB2010	The tax burden on companies was eased by lowering the social tax for 2008 and the corporate income tax for 2009 (from 30 percent to 10 percent).
DB2009	No reform.

Note: For information on reforms in earlier years (back to DB2006), see the *Doing Business* reports for these years, available at <http://www.doingbusiness.org>.

Source: *Doing Business* database.

PAYING TAXES

What are the details?

The indicators reported here for Kazakhstan are based on a standard set of taxes and contributions that would be paid by the case study company used by *Doing Business* in collecting the data (see the section in this chapter on what the indicators cover). Tax practitioners are asked to review standard financial statements as well as a standard list of transactions

that the company completed during the year. Respondents are asked how much in taxes and mandatory contributions the business must pay and what the process is for doing so. The taxes and contributions paid are listed in the summary below, along with the associated number of payments, time and tax rate.

Summary of tax rates and administrative burden in Kazakhstan

Indicator	Kazakhstan	Eastern Europe & Central Asia	OECD high income
Payments (number per year)	7	37	13
Time (hours per year)	188	302	186
Profit tax (%)	15.9	9.3	15.4
Labor tax and contributions (%)	11.2	21.7	24.0
Other taxes (%)	1.6	9.5	3.2
Total tax rate (% profit)	28.6	40.4	42.7

Tax or mandatory contribution	Payments (number)	Notes on payments	Time (hours)	Statutory tax rate	Tax base	Total tax rate (% of profit)	Notes on total tax rate
Corporate income tax	1	online filing	75	20.00%	taxable profits	15.9	
Social Tax	1	online filing	70	11.00%	gross salaries	11.2	
Property tax	0	paid jointly	0	1.50%	property annual average net book value	1.4	
Environment pollution fee	1	online filing	0	KZT 932	fuel and waste consumption	0.1	

Tax or mandatory contribution	Payments (number)	Notes on payments	Time (hours)	Statutory tax rate	Tax base	Total tax rate (% of profit)	Notes on total tax rate
Land tax	1	online filing	0	KZT 28.95 per square meter	land area	0.1	
Vehicle tax	1	online filing	0	9 MCI	carrying capacity	0	
Fuel tax	1		0	KZT 500 per 1 liter tone	number of liters	0	small amount
Value added tax (VAT)	1	online filing	43	12.00%	value added	0	not included
Totals	7		188			28.6	

Note: DB2012 rankings reflect changes to the methodology. For all economies with a total tax rate below the threshold of 32.5% applied in DB2012, the total tax rate is set at 32.5% for the purpose of calculating the ranking on the ease of paying taxes.

Source: Doing Business database.

TRADING ACROSS BORDERS

In today's globalized world, making trade between economies easier is increasingly important for business. Excessive document requirements, burdensome customs procedures, inefficient port operations and inadequate infrastructure all lead to extra costs and delays for exporters and importers, stifling trade potential. Research shows that exporters in developing countries gain more from a 10% drop in their trading costs than from a similar reduction in the tariffs applied to their products in global markets.

What do the indicators cover?

Doing Business measures the time and cost (excluding tariffs) associated with exporting and importing a standard shipment of goods by ocean transport, and the number of documents necessary to complete the transaction. The indicators cover procedural requirements such as documentation requirements and procedures at customs and other regulatory agencies as well as at the port. They also cover trade logistics, including the time and cost of inland transport to the largest business city. The ranking on the ease of trading across borders is the simple average of the percentile rankings on its component indicators: documents, time and cost to export and import.

To make the data comparable across economies, *Doing Business* uses several assumptions about the business and the traded goods.

The business:

- Is of medium size and employs 60 people.
- Is located in the periurban area of the economy's largest business city.
- Is a private, limited liability company, domestically owned, formally registered and operating under commercial laws and regulations of the economy.

The traded goods:

- Are not hazardous nor do they include military items.

WHAT THE TRADING ACROSS BORDERS INDICATORS MEASURE

Documents required to export and import (number)

- Bank documents
- Customs clearance documents
- Port and terminal handling documents
- Transport documents

Time required to export and import (days)

- Obtaining all the documents
- Inland transport and handling
- Customs clearance and inspections
- Port and terminal handling
- Does not include ocean transport time

Cost required to export and import (US\$ per container)

- All documentation
- Inland transport and handling
- Customs clearance and inspections
- Port and terminal handling
- Official costs only, no bribes

- Do not require refrigeration or any other special environment.
- Do not require any special phytosanitary or environmental safety standards other than accepted international standards.
- Are one of the economy's leading export or import products.
- Are transported in a dry-cargo, 20-foot full container load.

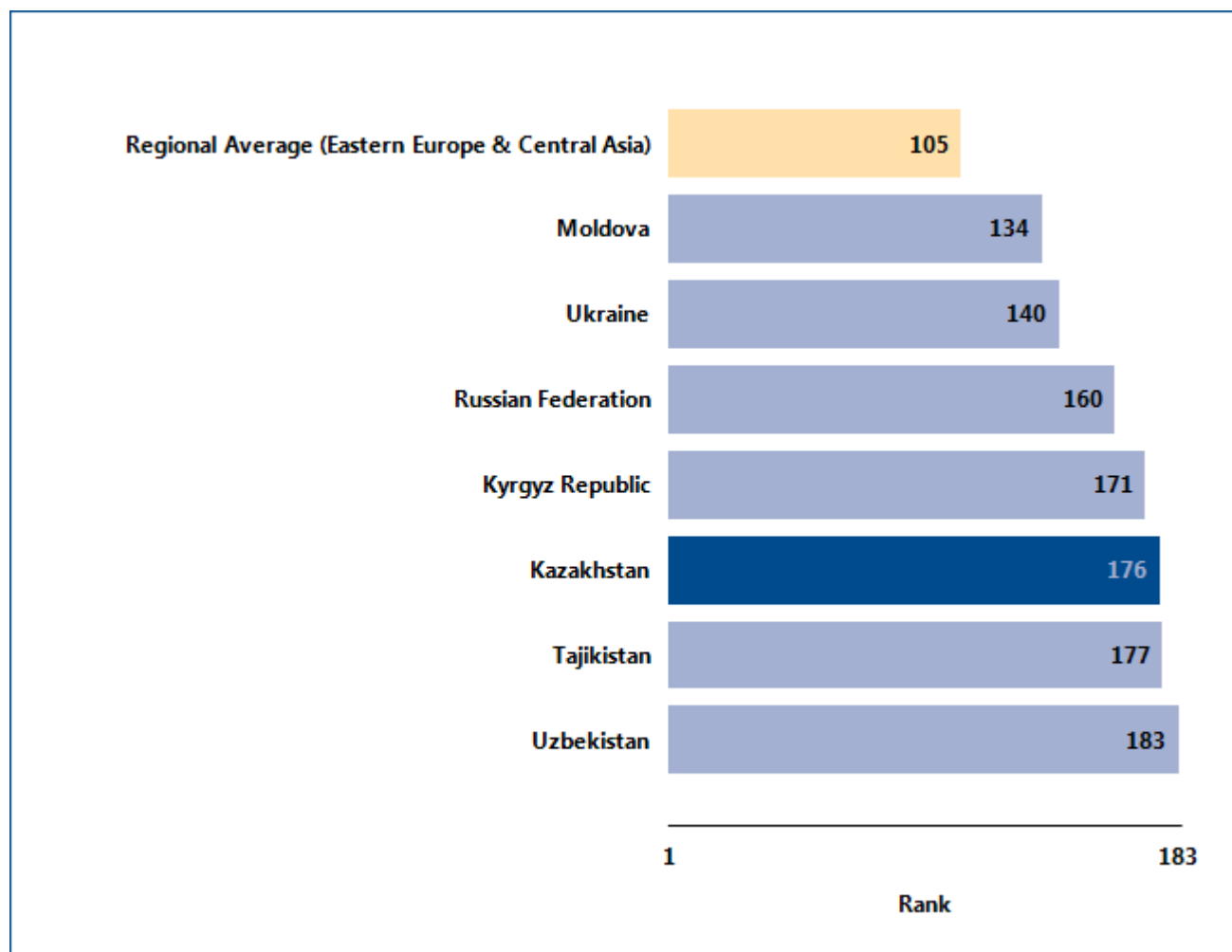
TRADING ACROSS BORDERS

Where does the economy stand today?

What does it take to export or import in Kazakhstan? According to data collected by *Doing Business*, exporting a standard container of goods requires 9 documents, takes 76 days and costs \$3130. Importing the same container of goods requires 12 documents, takes 62 days and costs \$3290 (see the summary of procedures and documents at the end of this chapter for details).

Globally, Kazakhstan stands at 176 in the ranking of 183 economies on the ease of trading across borders (figure 9.1). The rankings for comparator economies and the regional average ranking provide other useful information for assessing how easy it is for a business in Kazakhstan to export and import goods.

Figure 9.1 How Kazakhstan and comparator economies rank on the ease of trading across borders



Source: *Doing Business* database.

TRADING ACROSS BORDERS

What are the changes over time?

While the most recent *Doing Business* data reflect how easy (or difficult) it is to export or import in Kazakhstan today, data over time show which aspects of the

process have changed—and which have not (table 9.1). That can help identify where the potential for improvement is greatest.

Table 9.1 The ease of trading across borders in Kazakhstan over time
By *Doing Business* report year

Indicator	DB2006	DB2007	DB2008	DB2009	DB2010	DB2011	DB2012
Rank	176	176
Documents to export (number)	10	10	10	10	10	9	9
Time to export (days)	89	89	89	89	84	76	76
Cost to export (US\$ per container)	2,730	2,730	2,730	3,005	3,005	3,005	3,130
Documents to import (number)	13	13	13	13	13	12	12
Time to import (days)	76	76	76	76	71	62	62
Cost to import (US\$ per container)	2,780	2,780	2,780	3,055	3,055	3,055	3,290

Note: n.a. = not applicable (the economy was not included in *Doing Business* for that year). DB2012 rankings reflect changes to the methodology.

Source: *Doing Business* database.

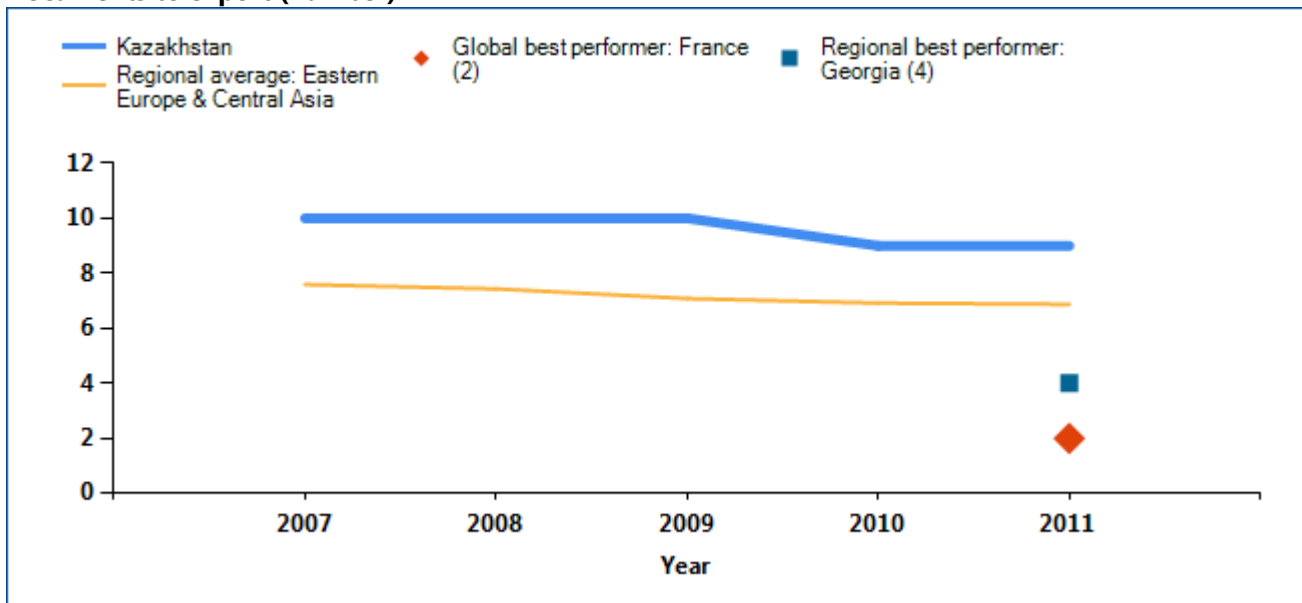
Equally helpful may be the benchmarks provided by the economies that today have the best performance regionally or globally on the documents, time or cost required to export or import (figure 9.2). These economies may provide a model for Kazakhstan on

ways to improve the ease of trading across borders. And changes in regional averages can show where Kazakhstan is keeping up—and where it is falling behind.

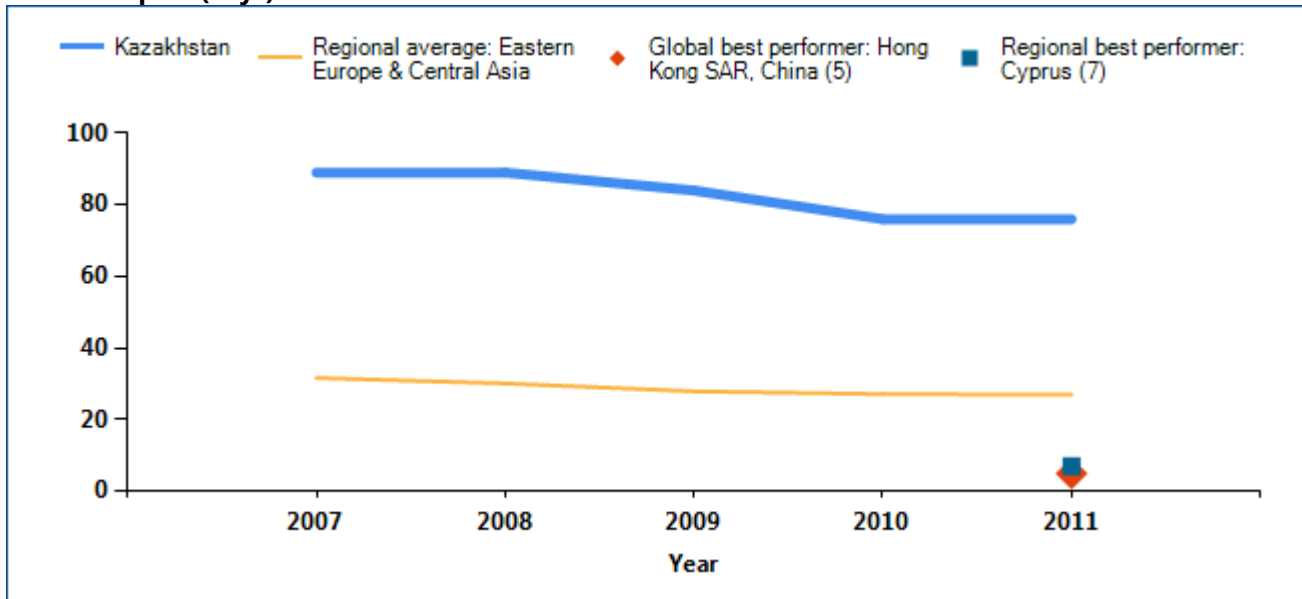
TRADING ACROSS BORDERS

Figure 9.2 Has trading across borders become easier over time?

Documents to export (number)

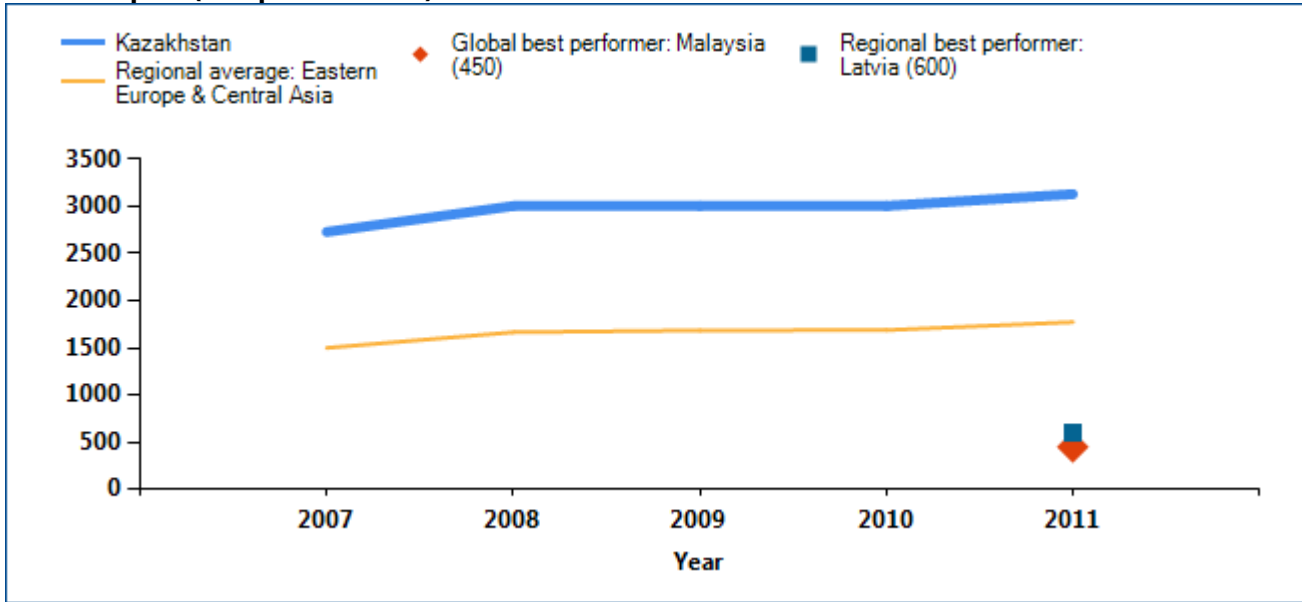


Time to export (days)

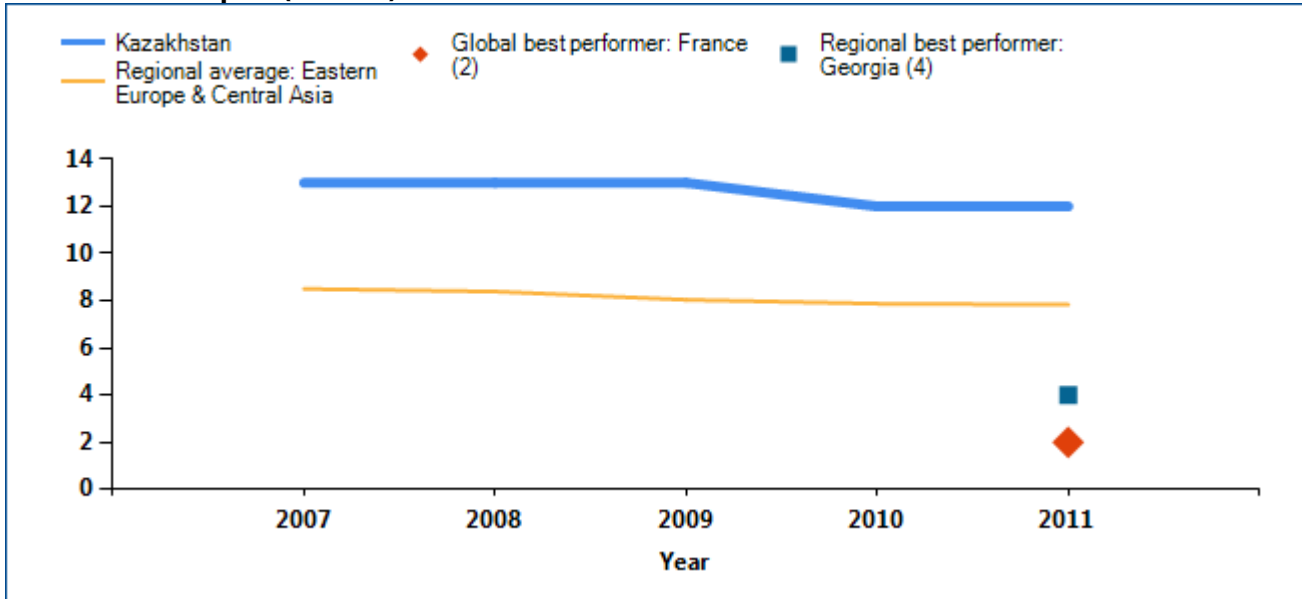


TRADING ACROSS BORDERS

Cost to export (US\$ per container)

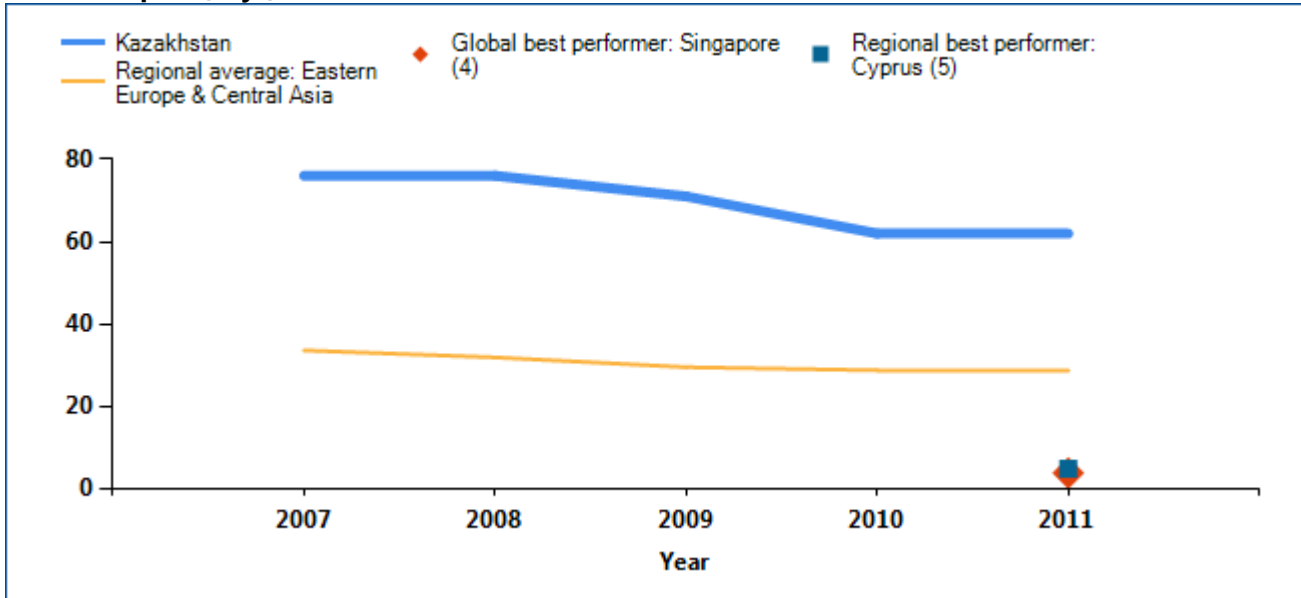


Documents to import (number)

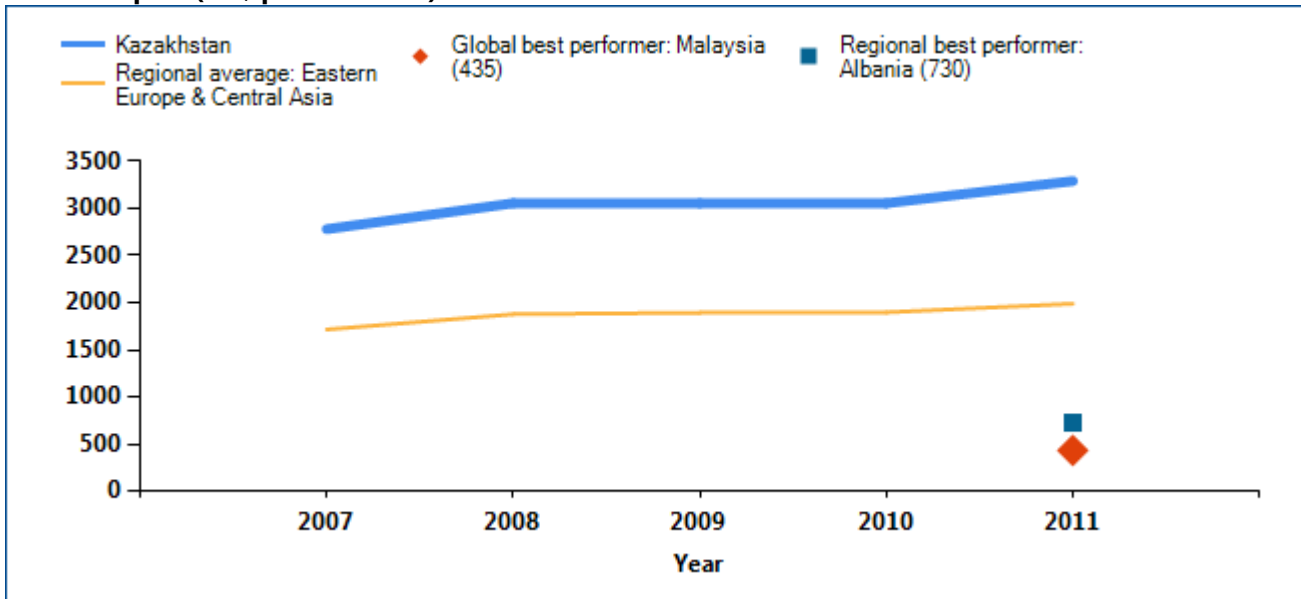


TRADING ACROSS BORDERS

Time to import (days)



Cost to import (US\$ per container)



Note: The economy with the best performance regionally on each indicator, and the economy with the best performance globally, are included as benchmarks. In some cases 2 or more economies share the top regional or global ranking on an indicator.

Source: Doing Business database.

TRADING ACROSS BORDERS

In economies around the world, trading across borders as measured by *Doing Business* has become faster and easier over the years. Governments have introduced tools to facilitate trade—including single windows, risk-based inspections and electronic data interchange

systems. These changes help improve the trading environment and boost firms' international competitiveness. What trade reforms has *Doing Business* recorded in Kazakhstan (table 9.2)?

Table 9.2 How has Kazakhstan made trading across borders easier—or not?
By *Doing Business* report year

DB Year	Reform
DB2012	No reform.
DB2011	Kazakhstan speeded up trade through efforts to modernize customs, including implementation of a risk management system and improvements in customs automation.
DB2010	No reform.
DB2009	No reform.

Note: For information on reforms in earlier years (back to DB2006), see the *Doing Business* reports for these years, available at <http://www.doingbusiness.org>.

Source: *Doing Business* database.

TRADING ACROSS BORDERS

What are the details?

The indicators reported here for Kazakhstan are based on a set of specific procedural requirements for trading a standard shipment of goods by ocean transport (see the section in this chapter on what the indicators cover). Information on the procedures as well as the required documents and the time and cost to complete each procedure is collected from local

freight forwarders, shipping lines, customs brokers, port officials and banks. The procedural requirements, and the associated time and cost, for exporting and importing a standard shipment of goods are listed in the summary below, along with the required documents.

Summary of procedures and documents for trading across borders in Kazakhstan

Indicator	Kazakhstan	Eastern Europe & Central Asia	OECD high income
Documents to export (number)	9	7	4
Time to export (days)	76	27	10
Cost to export (US\$ per container)	3130	1,774	1,032
Documents to import (number)	12	8	5
Time to import (days)	62	29	11
Cost to import (US\$ per container)	3290	1,990	1,085

Procedures to export	Time (days)	Cost (US\$)
Documents preparation	21	330
Customs clearance and technical control	18	200
Ports and terminal handling	11	250
Inland transportation and handling	26	2350
Totals	76	3130

Procedures to import	Time (days)	Cost (US\$)
Documents preparation	21	310
Customs clearance and technical control	14	250
Ports and terminal handling	4	380
Inland transportation and handling	23	2350
Totals	62	3290

TRADING ACROSS BORDERS

Documents to export
Inspection report
Packing list
Terminal handling receipts
Railway bill (Transport document)
Bill of lading
Customs export declaration
Commercial invoice
Certificate of conformity
Certificate of Origin

Documents to import
Railway bill (Transport document)
Customs import declaration
Inspection report
Packing list
Technical standard certificate
Terminal handling receipts
Transit document
Bill of lading
Cargo release order
Certificate of conformity
Certificate of origin
Commercial invoice

ENFORCING CONTRACTS

Well-functioning courts help businesses expand their network and markets. Without effective contract enforcement, people might well do business only with family, friends and others with whom they have established relationships. Where contract enforcement is efficient, firms are more likely to engage with new borrowers or customers, and they have greater access to credit.

What do the indicators cover?

Doing Business measures the efficiency of the judicial system in resolving a commercial dispute before local courts. Following the step-by-step evolution of a standardized case study, it collects data relating to the time, cost and procedural complexity of resolving a commercial lawsuit. The ranking on the ease of enforcing contracts is the simple average of the percentile rankings on its component indicators: procedures, time and cost.

The dispute in the case study involves the breach of a sales contract between 2 domestic businesses. The case study assumes that the court hears an expert on the quality of the goods in dispute. This distinguishes the case from simple debt enforcement. To make the data comparable across economies, *Doing Business* uses several assumptions about the case:

- The seller and buyer are located in the economy's largest business city.
- The buyer orders custom-made goods, then fails to pay.
- The seller sues the buyer before a competent court.
- The value of the claim is 200% of income per capita.
- The seller requests a pretrial attachment to secure the claim.

WHAT THE ENFORCING CONTRACTS INDICATORS MEASURE

Procedures to enforce a contract through the courts (number)

Any interaction between the parties in a commercial dispute, or between them and the judge or court officer

Steps to file and serve the case

Steps for trial and judgment

Steps to enforce the judgment

Time required to complete procedures (calendar days)

Time to file and serve the case

Time for trial and obtaining judgment

Time to enforce the judgment

Cost required to complete procedures (% of claim)

No bribes

Average attorney fees

Court costs, including expert fees

Enforcement costs

- The dispute on the quality of the goods requires an expert opinion.
- The judge decides in favor of the seller; there is no appeal.
- The seller enforces the judgment through a public sale of the buyer's movable assets.

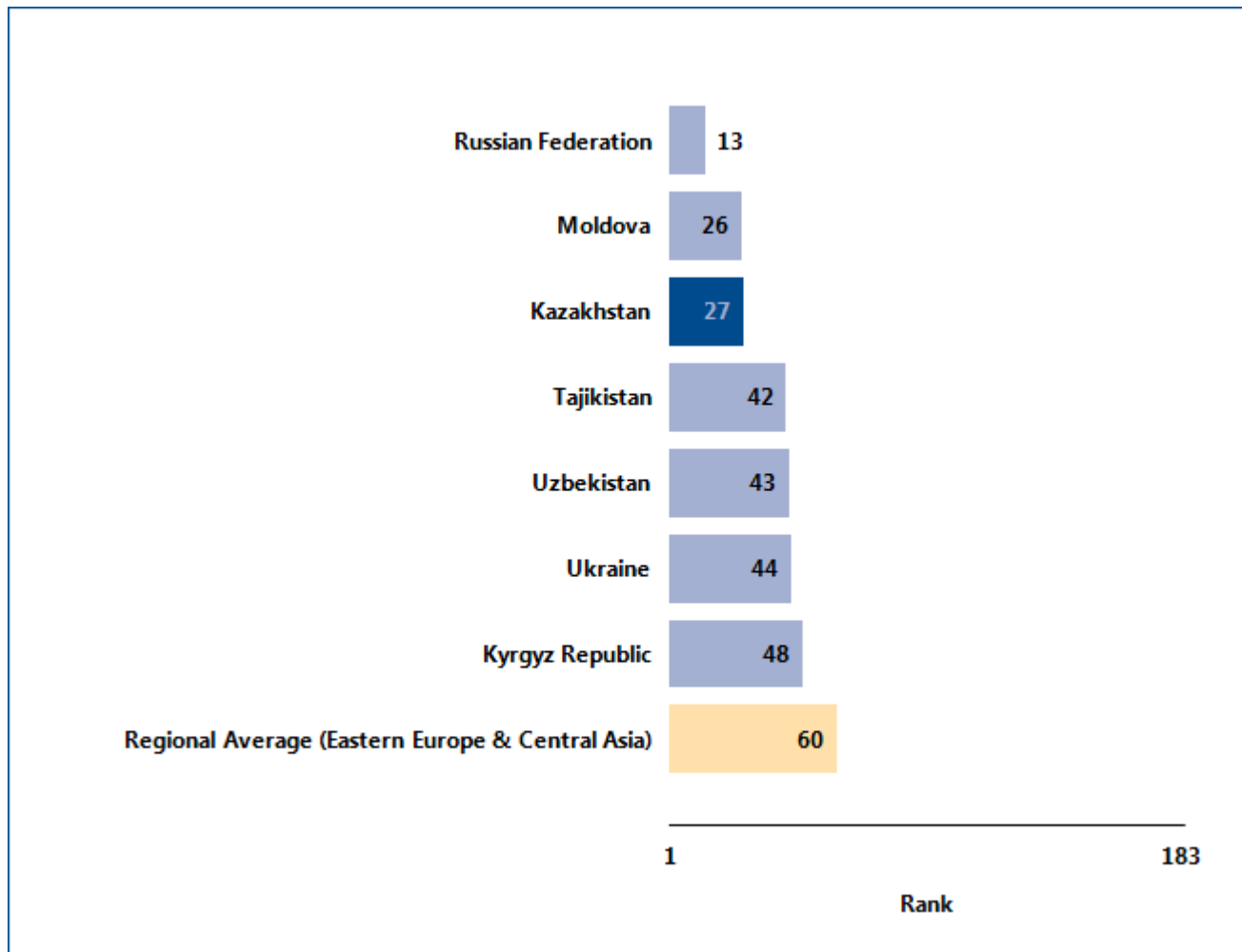
ENFORCING CONTRACTS

Where does the economy stand today?

How efficient is the process of resolving a commercial dispute through the courts in Kazakhstan? According to data collected by *Doing Business*, enforcing a contract requires 36 procedures, takes 390 days and costs 22.0% of the value of the claim (see the summary at the end of this chapter for details).

Globally, Kazakhstan stands at 27 in the ranking of 183 economies on the ease of enforcing contracts (figure 10.1). The rankings for comparator economies and the regional average ranking provide other useful benchmarks for assessing the efficiency of contract enforcement in Kazakhstan.

Figure 10.1 How Kazakhstan and comparator economies rank on the ease of enforcing contracts



Source: *Doing Business* database.

ENFORCING CONTRACTS

What are the changes over time?

While the most recent *Doing Business* data reflect how easy (or difficult) it is to enforce a contract in Kazakhstan today, data on the underlying indicators

over time help identify which areas have changed and where the potential for improvement is greatest (table 10.1).

Table 10.1 The ease of enforcing contracts in Kazakhstan over time
By *Doing Business* report year

Indicator	DB2004	DB2005	DB2006	DB2007	DB2008	DB2009	DB2010	DB2011	DB2012
Rank	26	27
Time (days)	410	410	390	390	390	390	390	390	390
Cost (% of claim)	22.0	22.0	22.0	22.0	22.0	22.0	22.0	22.0	22.0
Procedures (number)	40	40	36	36	36	36	36	36	36

Note: n.a. = not applicable (the economy was not included in *Doing Business* for that year). DB2012 rankings reflect changes to the methodology.

Source: *Doing Business* database.

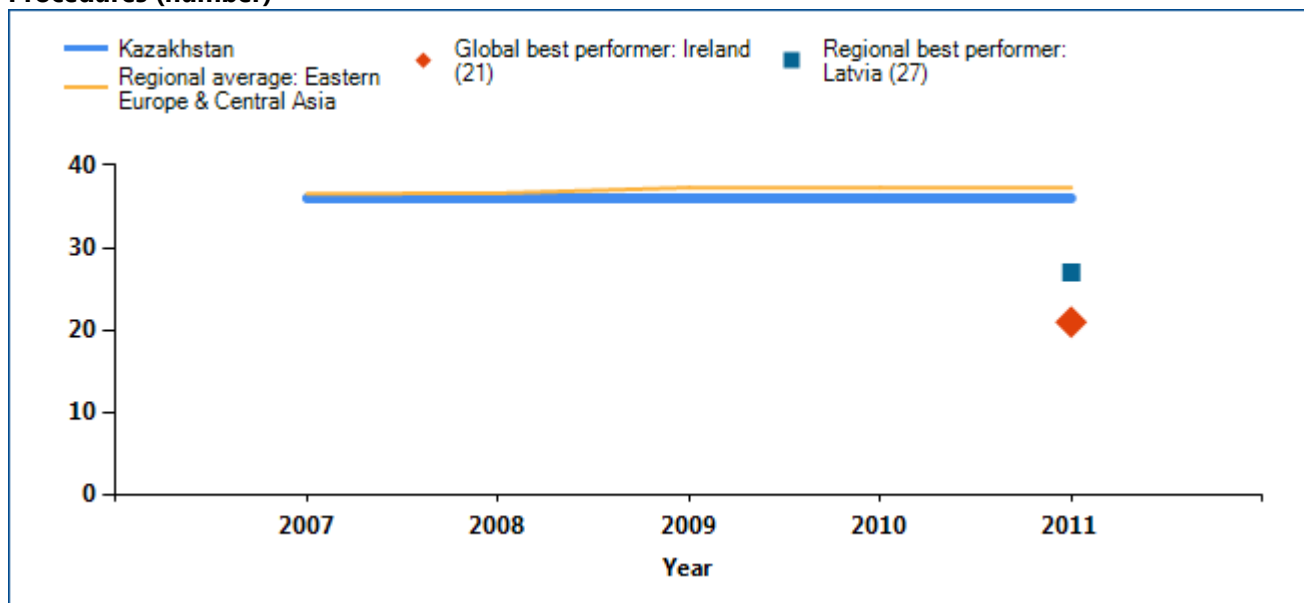
ENFORCING CONTRACTS

Equally helpful may be the benchmarks provided by the economies that today have the best performance regionally or globally on the number of steps, time or cost required to enforce a contract through the courts (figure 10.2). These economies may provide a model

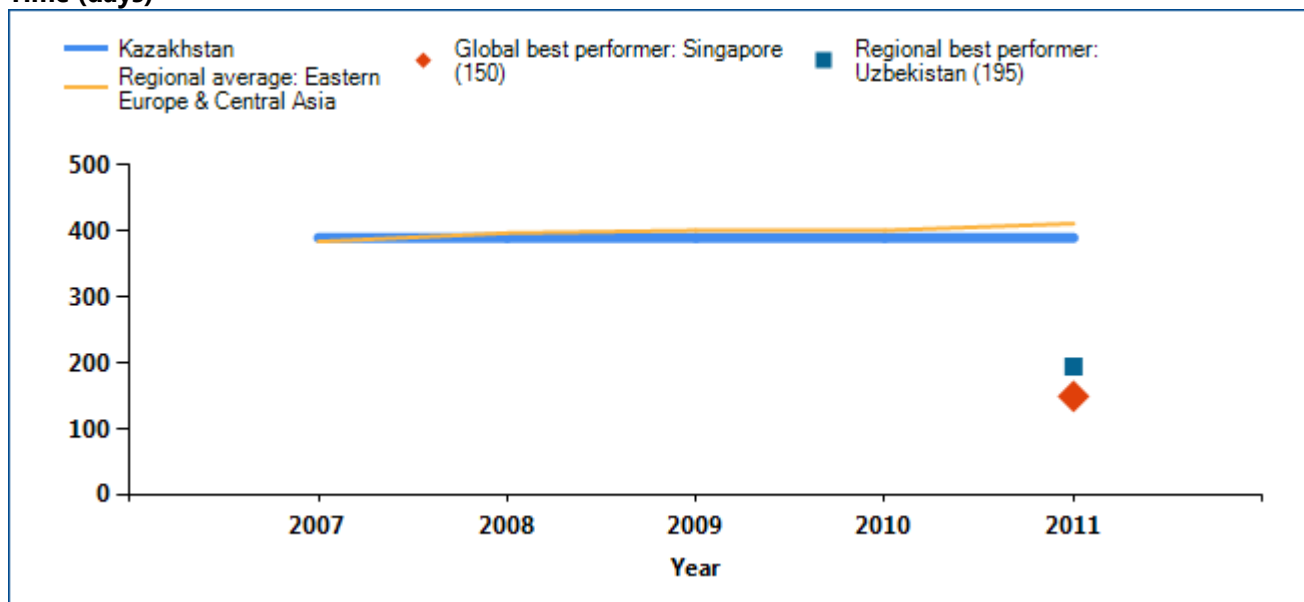
for Kazakhstan on ways to improve the efficiency of contract enforcement. And changes in regional averages can show where Kazakhstan is keeping up—and where it is falling behind.

Figure 10.2 Has enforcing contracts become easier over time?

Procedures (number)

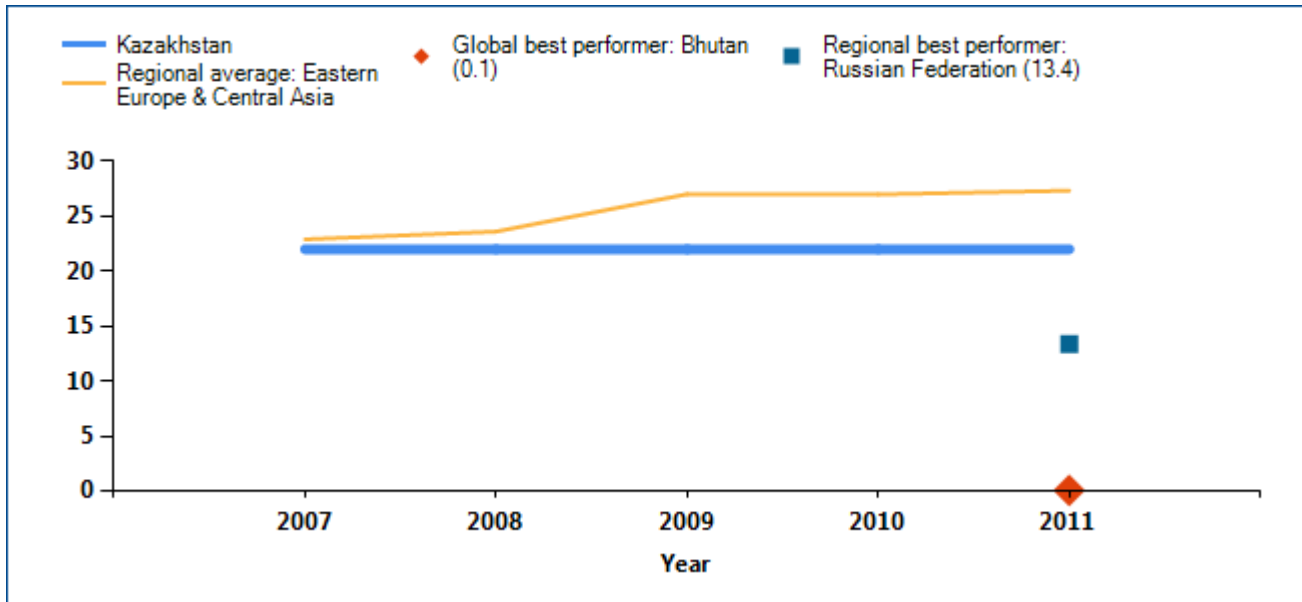


Time (days)



ENFORCING CONTRACTS

Cost (% of claim)



Note: The economy with the best performance regionally on each indicator, and the economy with the best performance globally, are included as benchmarks. In some cases 2 or more economies share the top regional or global ranking on an indicator.

Source: *Doing Business* database.

ENFORCING CONTRACTS

Economies in all regions have improved contract enforcement in recent years. A judiciary can be improved in different ways. Higher-income economies tend to look for ways to enhance efficiency by introducing new technology. Lower-income economies often work on reducing backlogs by introducing

periodic reviews to clear inactive cases from the docket and by making procedures faster. What reforms making it easier (or more difficult) to enforce contracts has *Doing Business* recorded in Kazakhstan (table 10.2)?

Table 10.2 How has Kazakhstan made enforcing contracts easier—or not?
By *Doing Business* report year

DB Year	Reform
DB2012	No reform.
DB2011	No reform.
DB2010	No reform.
DB2009	No reform.

Note: For information on reforms in earlier years (back to DB2005), see the *Doing Business* reports for these years, available at <http://www.doingbusiness.org>.

Source: *Doing Business* database.

ENFORCING CONTRACTS

What are the details?

The indicators reported here for Kazakhstan are based on a set of specific procedural steps required to resolve a standardized commercial dispute through the courts (see the section in this chapter on what the indicators cover). These procedures, and the time and cost of completing them, are identified through study of the codes of civil procedure and other court

regulations, as well as through surveys completed by local litigation lawyers (and, in a quarter of the economies covered by *Doing Business*, by judges as well). The procedures for resolving a commercial lawsuit, and the associated time and cost, are listed in the summary below.

Summary of procedures for enforcing a contract in Kazakhstan—and the time and cost

Indicator	Kazakhstan	Eastern Europe & Central Asia	OECD high income
Time (days)	390	411.63	518.03
Filing and service	15		
Trial and judgment	135		
Enforcement of judgment	240		
Cost (% of claim)	22	27.33	19.71
Attorney cost (% of claim)	8.5		
Court cost (% of claim)	3.5		
Enforcement Cost (% of claim)	10		
Procedures (number)	36	37.29	31.42

Source: *Doing Business* database.

RESOLVING INSOLVENCY

A robust bankruptcy system functions as a filter, ensuring the survival of economically efficient companies and reallocating the resources of inefficient ones. Fast and cheap insolvency proceedings result in the speedy return of businesses to normal operation and increase returns to creditors. By improving the expectations of creditors and debtors about the outcome of insolvency proceedings, well-functioning insolvency systems can facilitate access to finance, save more viable businesses and thereby improve growth and sustainability in the economy overall.

What do the indicators cover?

Doing Business studies the time, cost and outcome of insolvency proceedings involving domestic entities. It does not measure insolvency proceedings of individuals and financial institutions. The data are derived from survey responses by local insolvency practitioners and verified through a study of laws and regulations as well as public information on bankruptcy systems.

The ranking on the ease of resolving insolvency is based on the recovery rate, which is recorded as cents on the dollar recouped by creditors through reorganization, liquidation or debt enforcement (foreclosure) proceedings. The recovery rate is a function of time, cost and other factors, such as lending rate and the likelihood of the company continuing to operate.

To make the data comparable across economies, *Doing Business* uses several assumptions about the business and the case. It assumes that the company:

- Is a domestically owned, limited liability company operating a hotel.
- Operates in the economy's largest business city.

WHAT THE RESOLVING INSOLVENCY INDICATORS MEASURE

Time required to recover debt (years)

Measured in calendar years

Appeals and requests for extension are included

Cost required to recover debt (% of debtor's estate)

Measured as percentage of estate value

Court fees

Fees of insolvency administrators

Lawyers' fees

Assessors' and auctioneers' fees

Other related fees

Recovery rate for creditors (cents on the dollar)

Measures the cents on the dollar recovered by creditors

Present value of debt recovered

Official costs of the insolvency proceedings are deducted

Depreciation of furniture is taken into account

Outcome for the business (survival or not) affects the maximum value that can be recovered

- Has 201 employees, 1 main secured creditor and 50 unsecured creditors.
- Has a higher value as a going concern—and the efficient outcome is either reorganization or sale as a going concern, not piecemeal liquidation.

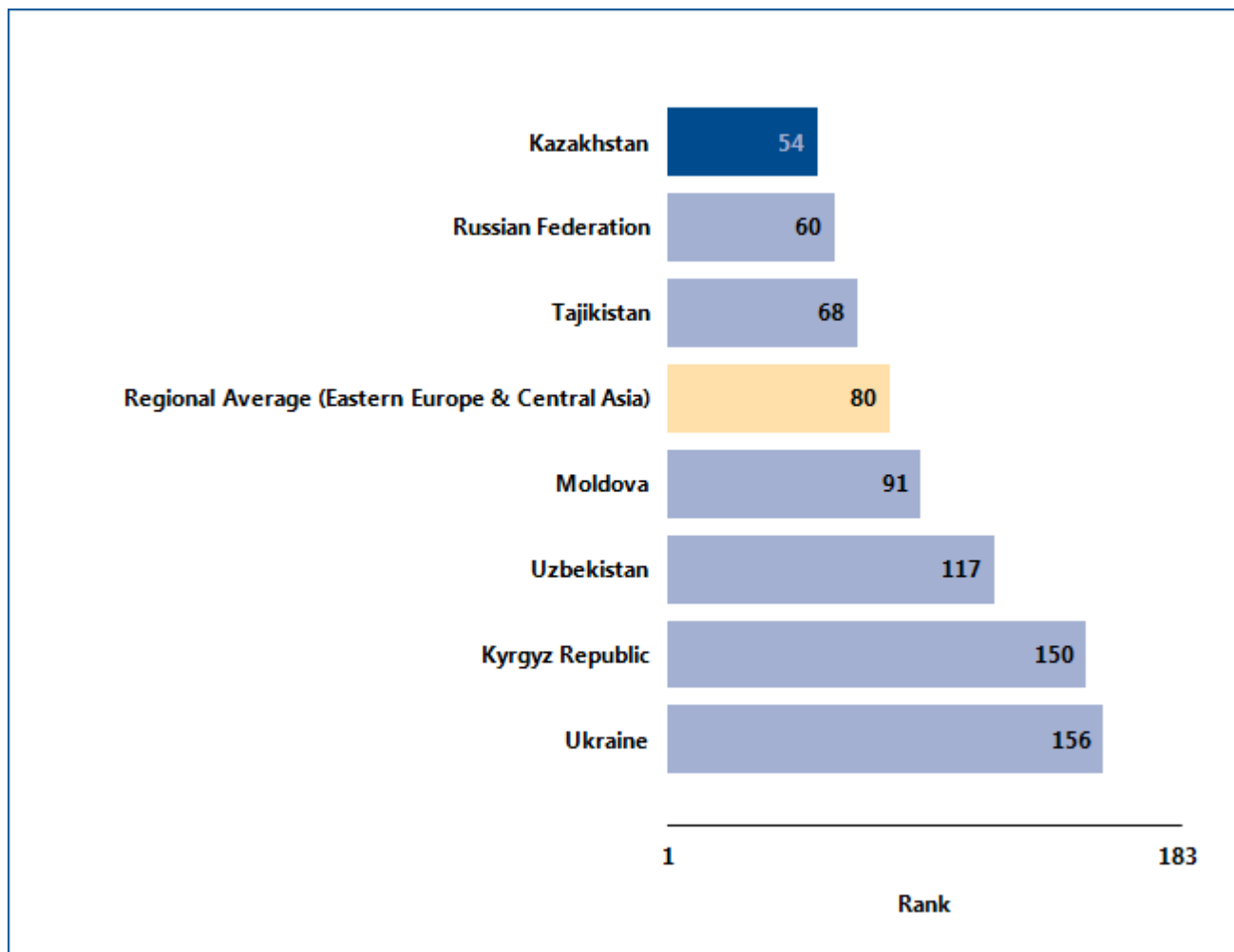
RESOLVING INSOLVENCY

Where does the economy stand today?

Speed, low costs and continuation of viable businesses characterize the top-performing economies. How efficient are insolvency proceedings in Kazakhstan? According to data collected by *Doing Business*, resolving insolvency takes 1.5 years on average and costs 15% of the debtor's estate. The average recovery rate is 42.7 cents on the dollar.

Globally, Kazakhstan stands at 54 in the ranking of 183 economies on the ease of resolving insolvency (figure 11.1). The rankings for comparator economies and the regional average ranking provide other useful benchmarks for assessing the efficiency of insolvency proceedings in Kazakhstan.

Figure 11.1 How Kazakhstan and comparator economies rank on the ease of resolving insolvency



Source: *Doing Business* database.

RESOLVING INSOLVENCY

What are the changes over time?

While the most recent *Doing Business* data reflect the efficiency of insolvency proceedings in Kazakhstan today, data over time show where the efficiency has changed—and where it has not (table 11.1). That can help identify where the potential for improvement is greatest.

Table 11.1 The ease of resolving insolvency in Kazakhstan over time
By *Doing Business* report year

Indicator	DB2004	DB2005	DB2006	DB2007	DB2008	DB2009	DB2010	DB2011	DB2012
Rank	49	54
Time (years)	1.5	1.5	1.5	1.5	1.5	1.5	1.5	1.5	1.5
Cost (% of estate)	15	15	15	15	15	15	15	15	15
Recovery rate (cents on the dollar)	30.3	30.3	36.4	39.3	39.1	40.6	40.6	43.3	42.7

Note: n.a. = not applicable (the economy was not included in *Doing Business* for that year). DB2012 rankings reflect changes to the methodology. "No practice" indicates that in each of the previous 5 years the economy had no cases involving a judicial reorganization, judicial liquidation or debt enforcement procedure (foreclosure). This means that creditors are unlikely to recover their money through a formal legal process (in or out of court). The recovery rate for "no practice" economies is 0.

Source: *Doing Business* database.

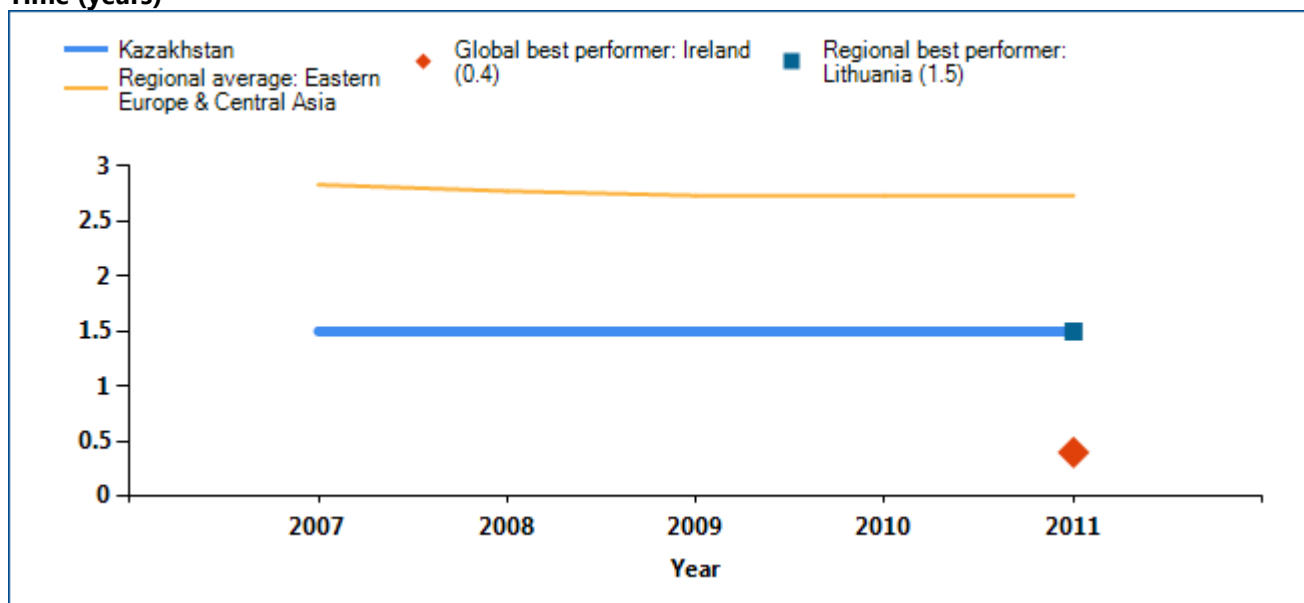
RESOLVING INSOLVENCY

Equally helpful may be the benchmarks provided by the economies that today have the best performance regionally or globally on the time or cost of insolvency proceedings or on the recovery rate (figure 11.2). These economies may provide a model for Kazakhstan

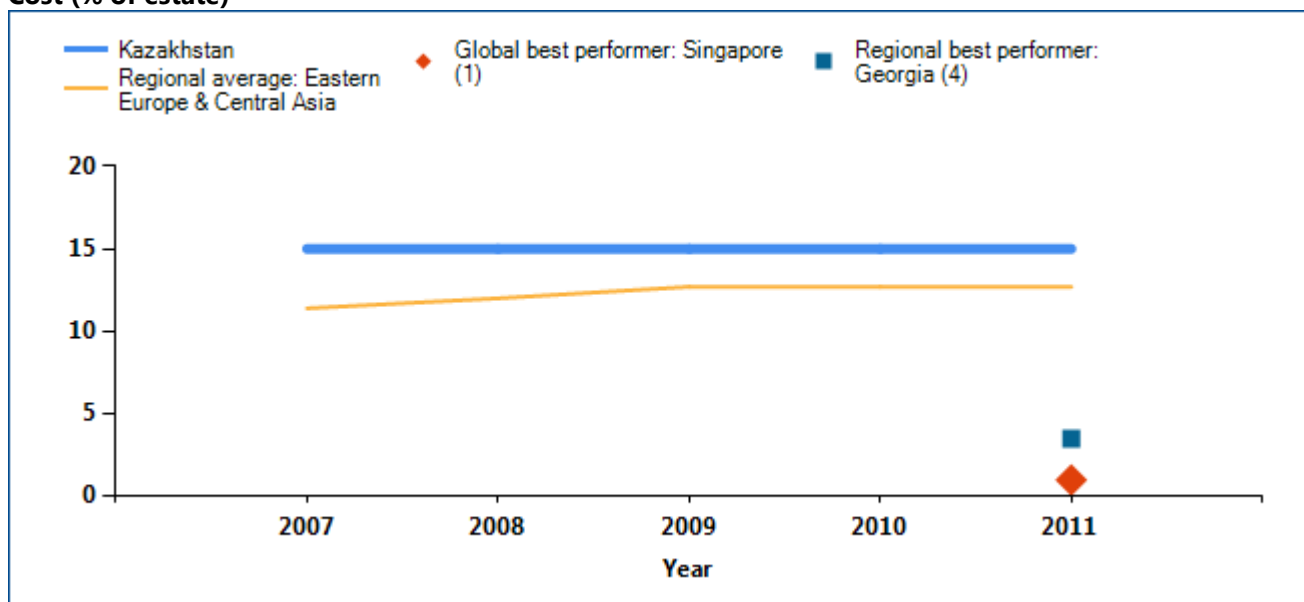
on ways to improve the efficiency of insolvency proceedings. And changes in regional averages can show where Kazakhstan is keeping up—and where it is falling behind.

Figure 11.2 Has resolving insolvency become easier over time?

Time (years)

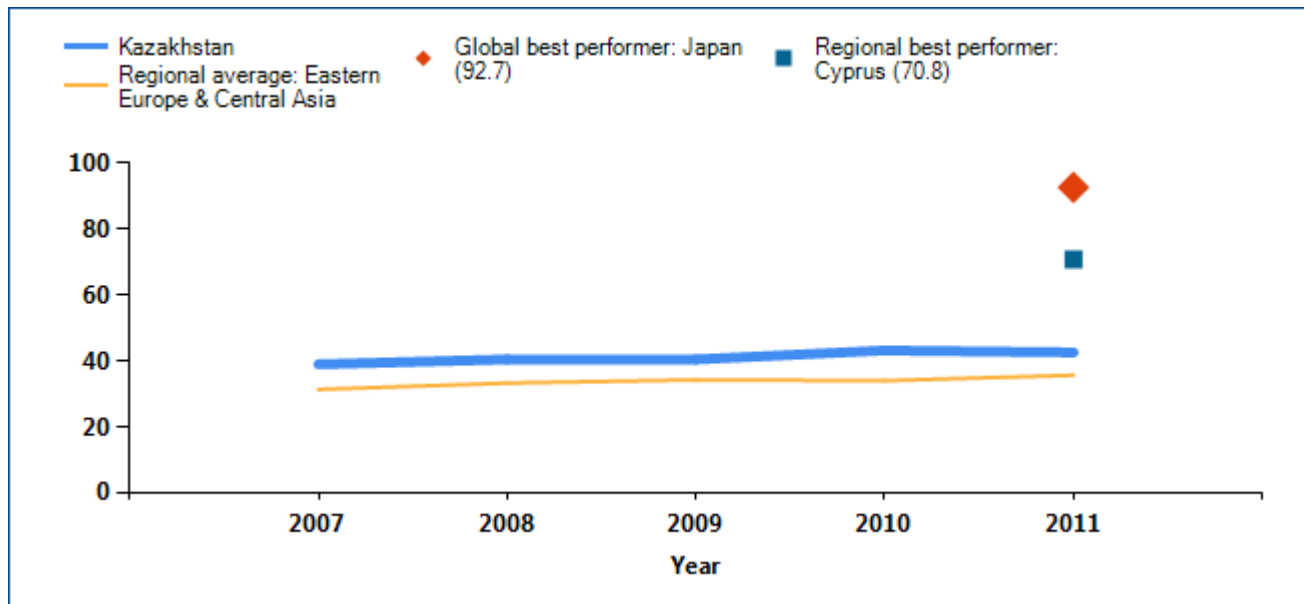


Cost (% of estate)



RESOLVING INSOLVENCY

Recovery rate (cents on the dollar)



Note: The economy with the best performance regionally on each indicator, and the economy with the best performance globally, are included as benchmarks. In some cases 2 or more economies share the top regional or global ranking on an indicator. In cases where no data are displayed above for the economy, this indicates that the economy has received a “no practice” mark; see the data notes for details.

Source: *Doing Business* database.

RESOLVING INSOLVENCY

A well-balanced bankruptcy system distinguishes companies that are financially distressed but economically viable from inefficient companies that should be liquidated. But in some insolvency systems even viable businesses are liquidated. This is starting to

change. Many recent reforms of bankruptcy laws have been aimed at helping more of the viable businesses survive. What insolvency reforms has *Doing Business* recorded in Kazakhstan (table 11.2)?

Table 11.2 How has Kazakhstan made resolving insolvency easier—or not?
By *Doing Business* report year

DB Year	Reform
DB2012	No reform.
DB2011	No reform.
DB2010	No reform.
DB2009	No reform.

Note: For information on reforms in earlier years (back to DB2005), see the *Doing Business* reports for these years, available at <http://www.doingbusiness.org>.

Source: *Doing Business* database.

DATA NOTES

The indicators presented and analyzed in *Doing Business* measure business regulation and the protection of property rights—and their effect on businesses, especially small and medium-size domestic firms. First, the indicators document the complexity of regulation, such as the number of procedures to start a business or to register and transfer commercial property. Second, they gauge the time and cost of achieving a regulatory goal or complying with regulation, such as the time and cost to enforce a contract, go through bankruptcy or trade across borders. Third, they measure the extent of legal protections of property, for example, the protections of investors against looting by company directors or the range of assets that can be used as collateral according to secured transactions laws. Fourth, a set of indicators documents the tax burden on businesses. Finally, a set of data covers different aspects of employment regulation.

The data for all sets of indicators in *Doing Business 2012* are for June 2011.³

Methodology

The *Doing Business* data are collected in a standardized way. To start, the *Doing Business* team, with academic advisers, designs a questionnaire. The questionnaire uses a simple business case to ensure comparability across economies and over time—with assumptions about the legal form of the business, its size, its location and the nature of its operations. Questionnaires are administered through more than 9,028 local experts, including lawyers, business consultants, accountants, freight forwarders, government officials and other professionals routinely administering or advising on legal and regulatory requirements. These experts have several rounds of interaction with the *Doing Business* team, involving conference calls, written correspondence and visits by the team. For *Doing Business 2012* team members visited 40 economies to verify data and recruit respondents. The data from questionnaires are subjected to numerous rounds of verification, leading to revisions or expansions of the information collected.

³ The data for paying taxes refer to January – December 2010.

ECONOMY CHARACTERISTICS

Gross national income (GNI) per capita

Doing Business 2012 reports 2010 income per capita as published in the World Bank's *World Development Indicators 2011*. Income is calculated using the Atlas method (current US\$). For cost indicators expressed as a percentage of income per capita, 2010 GNI in U.S. dollars is used as the denominator. Data were not available from the World Bank for Afghanistan; Australia; The Bahamas; Bahrain; Brunei Darussalam; Canada; Cyprus; Djibouti; the Islamic Republic of Iran; Kuwait; New Zealand; Oman; Puerto Rico (territory of the United States); Qatar; Saudi Arabia; Suriname; Taiwan, China; the United Arab Emirates; West Bank and Gaza; and the Republic of Yemen. In these cases GDP or GNP per capita data and growth rates from the International Monetary Fund's World Economic Outlook database and the Economist Intelligence Unit were used.

Region and income group

Doing Business uses the World Bank regional and income group classifications, available at <http://www.worldbank.org/data/countryclass>. The World Bank does not assign regional classifications to high-income economies. For the purpose of the *Doing Business* report, high-income OECD economies are assigned the "regional" classification *OECD high income*. Figures and tables presenting regional averages include economies from all income groups (low, lower middle, upper middle and high income).

Population

Doing Business 2012 reports midyear 2010 population statistics as published in *World Development Indicators 2011*.

The *Doing Business* methodology offers several advantages. It is transparent, using factual information about what laws and regulations say and allowing multiple interactions with local respondents to clarify potential misinterpretations of questions. Having representative samples of respondents is not an issue;

Doing Business is not a statistical survey, and the texts of the relevant laws and regulations are collected and answers checked for accuracy. The methodology is inexpensive and easily replicable, so data can be collected in a large sample of economies. Because standard assumptions are used in the data collection, comparisons and benchmarks are valid across economies. Finally, the data not only highlight the extent of specific regulatory obstacles to business but also identify their source and point to what might be reformed.

Information on the methodology for each *Doing Business* topic can be found on the *Doing Business* website at <http://www.doingbusiness.org/methodology/>.

Limits to what is measured

The *Doing Business* methodology has 5 limitations that should be considered when interpreting the data. First, the collected data refer to businesses in the economy's largest business city and may not be representative of regulation in other parts of the economy. To address this limitation, subnational *Doing Business* indicators were created (see the section on subnational *Doing Business* indicators). Second, the data often focus on a specific business form—generally a limited liability company (or its legal equivalent) of a specified size—and may not be representative of the regulation on other businesses, for example, sole proprietorships. Third, transactions described in a standardized case scenario refer to a specific set of issues and may not represent the full set of issues a business encounters. Fourth, the measures of time involve an element of judgment by the expert respondents. When sources indicate different estimates, the time indicators reported in *Doing Business* represent the median values of several responses given under the assumptions of the standardized case.

Finally, the methodology assumes that a business has full information on what is required and does not waste time when completing procedures. In practice, completing a procedure may take longer if the business lacks information or is unable to follow up promptly. Alternatively, the business may choose to disregard some burdensome procedures. For both reasons the time delays reported in *Doing Business 2012* would differ from the recollection of

entrepreneurs reported in the World Bank Enterprise Surveys or other perception surveys.

Subnational *Doing Business* indicators

This year *Doing Business* published a subnational study for the Philippines and a regional report for Southeast Europe covering 7 economies (Albania, Bosnia and Herzegovina, Kosovo, the former Yugoslav Republic of Macedonia, Moldova, Montenegro and Serbia) and 22 cities. It also published a city profile for Juba, in the Republic of South Sudan.

The subnational studies point to differences in business regulation and its implementation—as well as in the pace of regulatory reform—across cities in the same economy. For several economies subnational studies are now periodically updated to measure change over time or to expand geographic coverage to additional cities. This year that is the case for the subnational studies in the Philippines; the regional report in Southeast Europe; the ongoing studies in Italy, Kenya and the United Arab Emirates; and the projects implemented jointly with local think tanks in Indonesia, Mexico and the Russian Federation.

Besides the subnational *Doing Business* indicators, *Doing Business* conducted a pilot study this year on the second largest city in 3 large economies to assess within-country variations. The study collected data for Rio de Janeiro in addition to São Paulo in Brazil, for Beijing in addition to Shanghai in China and for St. Petersburg in addition to Moscow in Russia.

Changes in what is measured

The methodology for 3 of the *Doing Business* topics was updated this year—getting credit, dealing with construction permits and paying taxes.

First, for getting credit, the scoring of one of the 10 components of the strength of legal rights index was amended to recognize additional protections of secured creditors and borrowers. Previously the highest score of 1 was assigned if secured creditors were not subject to an automatic stay or moratorium on enforcement procedures when a debtor entered a court-supervised reorganization procedure. Now the highest score of 1 is also assigned if the law provides secured creditors with grounds for relief from an

automatic stay or moratorium (for example, if the movable property is in danger) or sets a time limit for the automatic stay.

Second, because the ease of doing business index now includes the getting electricity indicators, procedures, time and cost related to obtaining an electricity connection were removed from the dealing with construction permits indicators.

Third, a threshold has been introduced for the total tax rate for the purpose of calculating the ranking on the ease of paying taxes. All economies with a total tax rate below the threshold (which will be calculated and adjusted on a yearly basis) will now receive the same ranking on the total tax rate indicator. The threshold is not based on any underlying theory. Instead, it is meant to emphasize the purpose of the indicator: to highlight economies where the tax burden on business is high relative to the tax burden in other economies. Giving the same ranking to all economies whose total tax rate is below the threshold avoids awarding economies in the scoring for having an unusually low total tax rate, often for reasons unrelated to government policies toward enterprises. For example, economies that are very small or that are rich in natural resources do not need to levy broad-based taxes.

Data challenges and revisions

Most laws and regulations underlying the *Doing Business* data are available on the *Doing Business* website at <http://www.doingbusiness.org>. All the sample questionnaires and the details underlying the indicators are also published on the website. Questions on the methodology and challenges to data can be submitted through the website's "Ask a Question" function at <http://www.doingbusiness.org>.

Ease of doing business and distance to frontier

This year's report presents results for 2 aggregate measures: the aggregate ranking on the ease of doing business and a new measure, the "distance to frontier." While the ease of doing business ranking compares economies with one another at a point in time, the distance to frontier measure shows how much the

regulatory environment for local entrepreneurs in each economy has changed over time.

Ease of doing business

The ease of doing business index ranks economies from 1 to 183. For each economy the ranking is calculated as the simple average of the percentile rankings on each of the 10 topics included in the index in *Doing Business 2012*: starting a business, dealing with construction permits, registering property, getting credit, protecting investors, paying taxes, trading across borders, enforcing contracts, resolving insolvency and, new this year, getting electricity. The employing workers indicators are not included in this year's aggregate ease of doing business ranking. In addition to this year's ranking, *Doing Business* presents a comparable ranking for the previous year, adjusted for any changes in methodology as well as additions of economies or topics.⁴

Construction of the ease of doing business index

Here is one example of how the ease of doing business index is constructed. In the Republic of Korea it takes 5 procedures, 7 days and 14.6% of annual income per capita in fees to open a business. There is no minimum capital required. On these 4 indicators Korea ranks in the 18th, 14th, 53rd and 0 percentiles. So on average Korea ranks in the 21st percentile on the ease of starting a business. It ranks in the 12th percentile on getting credit, 25th percentile on paying taxes, 8th percentile on enforcing contracts, 7th percentile on resolving insolvency and so on. Higher rankings indicate simpler regulation and stronger protection of property rights. The simple average of Korea's percentile rankings on all topics is 21st. When all economies are ordered by their average percentile rankings, Korea stands at 8 in the aggregate ranking on the ease of doing business.

More complex aggregation methods—such as principal components and unobserved components—

⁴ In case of revisions to the methodology or corrections to the underlying data, the data are back-calculated to provide a comparable time series since the year the relevant economy or topic was first included in the data set. The time series is available on the *Doing Business* website (<http://www.doingbusiness.org>). The *Doing Business* report publishes yearly rankings for the year of publication as well as the previous year to shed light on year-to-year developments. Six topics and more than 50 economies have been added since the inception of the project. Earlier rankings on the ease of doing business are therefore not comparable.

yield a ranking nearly identical to the simple average used by *Doing Business*.⁵ Thus, *Doing Business* uses the simplest method: weighting all topics equally and, within each topic, giving equal weight to each of the topic components.⁶

If an economy has no laws or regulations covering a specific area—for example, insolvency—it receives a “no practice” mark. Similarly, an economy receives a “no practice” or “not possible” mark if regulation exists but is never used in practice or if a competing regulation prohibits such practice. Either way, a “no practice” mark puts the economy at the bottom of the ranking on the relevant indicator.

The ease of doing business index is limited in scope. It does not account for an economy’s proximity to large markets, the quality of its infrastructure services (other than services related to trading across borders and getting electricity), the strength of its financial system, the security of property from theft and looting, its macroeconomic conditions or the strength of underlying institutions.

Variability of economies’ rankings across topics

Each indicator set measures a different aspect of the business regulatory environment. The rankings of an economy can vary, sometimes significantly, across indicator sets. The average correlation coefficient between the 10 indicator sets included in the aggregate ranking is 0.36, and the coefficients between any 2 sets of indicators range from 0.17 (between protecting investors and getting electricity) to 0.57 (between starting a business and protecting investors). These correlations suggest that economies rarely score universally well or universally badly on the indicators.

⁵ See Simeon Djankov, Darshini Manraj, Caralee McLiesh and Rita Ramalho, “*Doing Business* Indicators: Why Aggregate, and How to Do It” (World Bank, Washington, DC, 2005). Principal components and unobserved components methods yield a ranking nearly identical to that from the simple average method because both these methods assign roughly equal weights to the topics, since the pairwise correlations among indicators do not differ much. An alternative to the simple average method is to give different weights to the topics, depending on which are considered of more or less importance in the context of a specific economy.

⁶ A technical note on the different aggregation and weighting methods is available on the *Doing Business* website (<http://www.doingbusiness.org>).

Consider the example of Canada. It stands at 12 in the aggregate ranking on the ease of doing business. Its ranking is 3 on both starting a business and resolving insolvency, and 5 on protecting investors. But its ranking is only 59 on enforcing contracts, 42 on trading across borders and 156 on getting electricity.

Variation in performance across the indicator sets is not at all unusual. It reflects differences in the degree of priority that government authorities give to particular areas of business regulation reform and the ability of different government agencies to deliver tangible results in their area of responsibility.

Economies that improved the most across 3 or more Doing Business topics in 2010/11

Doing Business 2012 uses a simple method to calculate which economies improved the most in the ease of doing business. First, it selects the economies that in 2010/11 implemented regulatory reforms making it easier to do business in 3 or more of the 10 topics included in this year’s ease of doing business ranking.⁷ Thirty economies meet this criterion: Armenia, Burkina Faso, Burundi, Cape Verde, the Central African Republic, Chile, Colombia, the Democratic Republic of Congo, Côte d’Ivoire, The Gambia, Georgia, Korea, Latvia, Liberia, FYR Macedonia, Mexico, Moldova, Montenegro, Morocco, Nicaragua, Oman, Peru, Russia, São Tomé and Príncipe, Senegal, Sierra Leone, Slovenia, the Solomon Islands, South Africa and Ukraine. Second, *Doing Business* ranks these economies on the increase in their ranking on the ease of doing business from the previous year using comparable rankings.

Selecting the economies that implemented regulatory reforms in at least 3 topics and improved the most in the aggregate ranking is intended to highlight economies with ongoing, broad-based reform programs.

Distance to frontier measure

This year’s report introduces a new measure to illustrate how the regulatory environment for local businesses in each economy has changed over time. The distance to frontier measure illustrates the distance of an economy to the “frontier” and shows

⁷ *Doing Business* reforms making it more difficult to do business are subtracted from the total number of those making it easier to do business.

the extent to which the economy has closed this gap over time. The frontier is a score derived from the most efficient practice or highest score achieved on each of the component indicators in 9 *Doing Business* indicator sets (excluding the employing workers and getting electricity indicators) by any economy since 2005. In starting a business, for example, New Zealand has achieved the highest performance on the time (1 day), Canada and New Zealand on the number of procedures required (1), Denmark and Slovenia on the cost (0% of income per capita) and Australia on the paid-in minimum capital requirement (0% of income per capita).

Calculating the distance to frontier for each economy involves 2 main steps. First, individual indicator scores are normalized to a common unit. To do so, each of the 32 component indicators y is rescaled to $(y - \min)/(max - \min)$, with the minimum value (min) representing the frontier—the highest performance on that indicator across all economies since 2005. Second, for each economy the scores obtained for individual indicators are aggregated through simple averaging into one distance to frontier score. An economy's distance to the frontier is indicated on a scale from 0 to 100, where 0 represents the frontier and 100 the lowest performance.

The difference between an economy's distance to frontier score in 2005 and its score in 2011 illustrates the extent to which the economy has closed the gap to the frontier over time.

The maximum (max) and minimum (min) observed values are computed for the 174 economies included in the *Doing Business* sample since 2005 and for all years (from 2005 to 2011). The year 2005 was chosen as the baseline for the economy sample because it was the first year in which data were available for the majority of economies (a total of 174) and for all 9 indicator sets included in the measure. To mitigate the effects of extreme outliers in the distributions of the rescaled data (very few economies need 694 days to complete the procedures to start a business, but many need 9 days), the maximum (max) is defined as the 95th percentile of the pooled data for all economies and all years for each indicator.

Take Colombia, which has a score of 0.21 on the distance to frontier measure for 2011. This score indicates that the economy is 21 percentage points away from the frontier constructed from the best performances across all economies and all years. Colombia was further from the frontier in 2005, with a score of 0.43. The difference between the scores shows an improvement over time.

RESOURCES ON THE *DOING BUSINESS* WEBSITE

Current features

News on the *Doing Business* project

<http://www.doingbusiness.org>

Rankings

How economies rank—from 1 to 183

<http://www.doingbusiness.org/rankings/>

Reports

Access to *Doing Business* reports as well as subnational and regional reports, reform case studies and customized economy and regional profiles

<http://www.doingbusiness.org/reports/>

Methodology

The methodologies and research papers underlying *Doing Business*

<http://www.doingbusiness.org/methodology/>

Research

Abstracts of papers on *Doing Business* topics and related policy issues

<http://www.doingbusiness.org/research/>

***Doing Business* reforms**

Short summaries of DB2012 business regulation reforms, lists of reforms since DB2008 and a ranking simulation tool

<http://www.doingbusiness.org/reforms/>

Historical data

Customized data sets since DB2004

<http://www.doingbusiness.org/custom-query/>

Law library

Online collection of business laws and regulations relating to business and gender issues

<http://www.doingbusiness.org/law-library/>

<http://wbl.worldbank.org/>

Contributors

More than 9,000 specialists in 183 economies who participate in *Doing Business*

<http://www.doingbusiness.org/contributors/doing-business/>



THE
WORLD
BANK



**International
Finance
Corporation**
World Bank Group

WWW.DOINGBUSINESS.ORG